

Official Documents  
of the  
Pan American Health Organization  
No. 46

INDEXED

Financial Report of the Director  
and  
Report of the External Auditor

1 January—31 December 1962



PAN AMERICAN HEALTH ORGANIZATION  
Pan American Sanitary Bureau, Regional Office of the  
WORLD HEALTH ORGANIZATION  
Washington, D. C.  
April 1963

Official Documents  
of the  
Pan American Health Organization  
No. 46

INDEXED

# Financial Report of the Director and Report of the External Auditor

1 January—31 December 1962



**PAN AMERICAN HEALTH ORGANIZATION**  
Pan American Sanitary Bureau, Regional Office of the  
**WORLD HEALTH ORGANIZATION**  
Washington, D. C.  
April 1963

## CONTENTS

	<u>Page</u>
Letter of Transmittal	iii
Financial Report of the Director	1

### PAN AMERICAN HEALTH ORGANIZATION

Notes	8
Exhibit I: Statement of Appropriations, Obligations and Balances for the Year 1962	12
Exhibit II: Statement of Income and Expenditure for the 1962 Budget	15
Exhibit III: Statement of Assets and Liabilities as of 31 December 1962	16
Exhibit IV: Consolidated Statement of Income and Expenditure for the Financial Year 1962 and Status of Funds as of 31 December 1962	18
Schedule 1: Investments as of 31 December 1962	20
Schedule 2: Statement of Quota Contributions Due from Member Governments and Participating Governments	21
Schedule 3: Statement of Procurement Services Effectuated on behalf of Government Administrations, Public Institutions, etc.	23
Schedule 4: Emergency Procurement Revolving Fund - Statement of Activity During 1962	24
Schedule 5: Special Malaria Fund - Statement of Income and Expenditure - Year Ended 31 December 1962	25
Schedule 6: Community Water Supply Fund - Statement of Income and Expenditure - Year Ended 31 December 1962	26
Schedule 7: Status of Trust Funds as of 31 December 1962	28

### INSTITUTE OF NUTRITION OF CENTRAL AMERICA AND PANAMA

Notes	33
Exhibit V: Statement of Appropriations, Obligations and Balances for the Year 1962	34
Exhibit VI: Statement of Income and Expenditure for the 1962 Budget	35
Exhibit VII: Statement of Assets and Liabilities as of 31 December 1962	36
Schedule 8: Statement of Quota Contributions Due from Member Countries	37
Schedule 9: Statement of Trust Funds as of 31 December 1962	38

ORGANIZATION OF AMERICAN STATES  
PROGRAM OF TECHNICAL COOPERATION

	<u>Page</u>
Notes	43
Exhibit VIII: Statement of Income and Expenditure for the Year Ended 31 December 1962	44
Exhibit IX: Statement of Assets and Liabilities as of 31 December 1962	45
Schedule 10: Status of Allocations as of 31 December 1962	46

INFORMATIONAL ANNEX

SUMMARY AND DISTRIBUTION OF EXPENDITURE

Summary by Object of Expenditure - All Funds - 1962	49
Summary by Object of Expenditure - PAHO - 1962 Budget	50
Statement of Expenditure by Budget Parts and Individual Project - All Funds - 1962	51

REPORT OF THE EXTERNAL AUDITOR

Letter of Transmittal	61
Report on the Audit of the Accounts of the Pan American Health Organization for the Financial Year 1962	63

LETTER OF TRANSMITTAL

In accordance with the provisions of Article XI of the Financial Regulations, I have the honour to submit the financial statements of the Pan American Health Organization for the financial year 1 January to 31 December 1962.

The details of the presentation of the financial statements will be found in the Introduction.

A handwritten signature in cursive script, appearing to read 'A. Horwitz', with a long horizontal flourish extending to the right.

Abraham Horwitz  
Director, Pan American  
Sanitary Bureau

## FINANCIAL REPORT OF THE DIRECTOR

### Introduction

The Financial Report of the Director for the year 1 January to 31 December 1962 is presented separately for the following activities of the Organization, under each one of which are listed the principal statements:

#### Pan American Health Organization

- Exhibit I Statement of Appropriations, Obligations and Balances for the year 1962
- Exhibit II Statement of Income and Expenditure for the 1962 Budget
- Exhibit III Statement of Assets and Liabilities as of 31 December 1962
- Exhibit IV Consolidated Statement of Income and Expenditure for the Financial Year 1962 and Status of Funds as of 31 December 1962

#### Institute of Nutrition of Central America and Panama

- Exhibit V Statement of Appropriations, Obligations and Balances for the year 1962
- Exhibit VI Statement of Income and Expenditure for the 1962 Budget
- Exhibit VII Statement of Assets and Liabilities as of 31 December 1962

#### Organization of American States - Technical Cooperation Program

- Exhibit VIII Statement of Income and Expenditure for the year ended 31 December 1962
- Exhibit IX Statement of Assets and Liabilities as of 31 December 1962

Exhibits I and II reflect the Organization's activities for the year, and Exhibit III shows the financial position of the Organization as of 31 December 1962. Exhibit IV is a consolidated statement of income and expenditure according to fund.

Exhibits V through IX present statements of a similar nature covering funds administered for INCAP and OAS/TCP.

In addition to the Financial Report, there is presented, as an informational annex, a summary and distribution of expenditure. This summary comprises three tables, one showing the activities under all sources of funds by object of expenditure, a second showing PAHO Regular Funds by budget part and object of expenditure, and a third table giving expenditure for all sources of funds by budget part and by individual project.

Financial Activities in 1962

The following table presents a summary of the combined expenditures relating to activities of the Pan American Health Organization and the World Health Organization in the year 1962. This table relates only to activities in the Americas and does not reflect disbursement of funds on behalf of other offices principally WHO Headquarters and other Regional Offices, for whom an amount of over \$975,000.00 was disbursed, principally in connection with payments for WHO fellows and for procurement of supplies and equipment.

PAHO	
PAHO - Regular Budget .....	\$ 4,751,018
PAHO - Special Malaria Fund .....	2,843,785
PAHO - Community Water Supply Fund .....	354,018
PAHO - Building Fund .....	113,410
Grants and other Contributions to PAHO .....	630,964
Organization of American States - Technical Cooperation Program .....	525,589
INCAP - Regular Budget .....	149,668
Grants and other Contributions to INCAP .....	524,315
PAHO Subtotal .....	<u>\$ 9,892,767</u>
WHO	
WHO - Regular Budget .....	\$ 2,275,054
WHO - Technical Assistance .....	1,298,864
WHO - Smallpox .....	5,760
WHO Subtotal .....	<u>\$ 3,579,678</u>
PAHO/WHO Subtotal .....	<u>\$ 13,472,445</u>
Procurement Services in the Americas for Government Administrations, Public Institutions, etc. ....	\$ 247,151
GRAND TOTAL .....	<u>\$ 13,719,596</u>

### Budget Income

Total income, as shown in Exhibit II amounted to \$4,462,608 comprising quota contributions of \$4,324,885 and \$137,723 in other income. Quota contributions both current and arrears were only 83.3 per cent of the assessed budget and, as shown in Table A, the level of total income reached only 85.1 per cent of the authorized budget. This was lower than in any previous year.

In recent years quota receipts have fluctuated on a two year cycle. Although 1962 was a low swing in the cycle, the difference was much greater than expected, the amount received being inadequate to maintain the program of the Organization at the planned level. A most serious aspect of this problem relates to Member Governments which are more than one year in arrears.

### Budgetary Expenditure

It will be noted in Exhibit I that total obligations incurred for 1962 were \$4,751,018. This is \$488,982 below the authorized budget, but \$288,410 above the income level. As the prospect of a low level of receipts became apparent during the course of the year, every effort was made to economize in the operation of the Organization; program activities were reduced or postponed where possible. It was necessary, however, to meet the increased costs of a new salary schedule approved by the United Nations General Assembly and adopted by PAHO in accordance with the established policy of following WHO and the U.N. salary system. The Executive Committee approved the utilization of funds from Part V, Amount for Increasing the Working Capital Fund, to meet the new salary scale. This additional requirement for funds, coupled with the unusually low level of quota receipts, left no funds available at all for Part V and thus resulted in a suspension during 1962 of the plan for increasing the Working Capital Fund.

Expenditure under Part IV, the Special Fund for Health Promotion, which was budgeted in 1962 for the first time, appears in Exhibit I. The amount of \$187,500 represents program activities in water supply, nutrition and education which, under an agreement with the W. K. Kellogg Foundation, constitute payment of the first annual installment on the generous loan toward construction of the headquarters building. Following an increase in the loan toward the end of 1962 the annual installment will be \$250,000 commencing in 1963.

### Financial Situation and the Working Capital Fund

In 1962 the Organization suffered a setback in its twofold plan for achieving a high level of financial stability. As explained in the previous Financial Report, O.D. 39, the Director has adopted a policy of prudent management to keep the average of budgetary expenditures within the average income. The second major element of this fiscal policy is to increase the Working Capital Fund by means of an amount budgeted for this purpose.



In Table A it will be noted that the total expenditures for the five year period exceeded the total receipts by \$106,492. It will, therefore, be necessary in 1963 and future years to hold expenditures below receipts until they are again in balance.

In 1963 and future years the amount budgeted for the Working Capital Fund will be given highest priority to assure its availability for this purpose. Table B reflects the status of the Working Capital Fund over a period of years. In 1961 an upward trend was started with the first budgeted amount for increasing the Fund. This trend will continue in 1963 and future years.

Another aspect of financial soundness relates to activities financed with funds made available through grants and voluntary contributions outside the regular budget. A review was made of requirements to meet the cost of terminal entitlements of staff upon cessation of a continuing grant or voluntary contribution. As a consequence, action has been started to augment the existing reserves which include repatriation grants and service benefits to provide also for entitlements relating to payment for accrued annual leave and the cost of repatriation transportation. It is believed that in time this reserve will assure the Organization's capacity to meet future financial obligations of this nature without danger to the regular budget or the Working Capital Fund.

TABLE A

PAHO Regular - Appropriation Income and Expenditure

1958 - 1962

<u>Detail</u>	<u>1958</u>	<u>1959</u>	<u>1960</u>	<u>1961</u>	<u>1962</u>
	\$	\$	\$	\$	\$
Authorized Appropriation	3,000,000	3,600,000	4,100,000	4,800,000	5,240,000
Income (Quotas and Other)	2,572,495	3,541,183	3,641,245	4,955,619	4,462,608
Percent of Appropriation	85.75%	98.37%	88.81%	103.24%	85.16%
Expenditure	2,823,474	3,334,010	3,679,395	4,691,745	4,751,018
Percent of Appropriation	94.11%	92.61%	89.73%	97.75%	90.67%
Surplus or (Deficit)	(250,979)	207,173	(38,150)	263,874	(288,410)

TABLE B

PAHO Regular - Working Capital Fund

1958 - 1963

<u>Working Capital Fund</u>	<u>1958</u>	<u>1959</u>	<u>1960</u>	<u>1961</u>	<u>1962</u>	<u>1963</u>
	\$	\$	\$	\$	\$	\$
Balance - 1 January	1,225,141	974,162	1,181,335	1,143,185	1,707,059	1,418,649
Percent of Authorized Budget	40.8%	27.06%	28.81%	23.81%	32.58%	23.68%
Change during year from Operational Surplus or Deficit	(250,979)	207,173	(38,150)	263,874	(288,410)	
Budget Provision to Increase Working Capital Fund	-	-	-	300,000	-	-
Balance - 31 December	974,162	1,181,335	1,143,185	1,707,059	1,418,649	

**PAN AMERICAN HEALTH ORGANIZATION**

PAN AMERICAN HEALTH ORGANIZATION

Notes

These explanatory notes are given to facilitate the study of various items in the Exhibits for which supporting schedules are not provided or which may not be self-evident.

INCOME AND EXPENDITURE (Exhibit II)

Sale of Equipment

The total of \$7,693 represents proceeds from the sale of obsolete automobiles.

Sale of Publications

The amount of \$1,237 represents proceeds realized from the sale of PASB Bulletin and various scientific pamphlets published by the Pan American Health Organization. This a reduction in comparison with sales of \$1,837 in 1961.

Miscellaneous Income

Consists of income from various refunds for which no accounts receivable had been established and sundry items as follows:

Personal Services and Allowances	\$ 607
Travel and Transportation	3,828
Sundry	512
	<hr/>
	\$ 4,947
	<hr/> <hr/>

ASSETS AND LIABILITIES (Exhibit III)

Cash

Total cash in banks and on hand consisted of:

US Dollar currency	\$ 696,986
Other currencies	52,039 *
	<hr/>
	\$ 749,025
	<hr/> <hr/>

\* Represents total dollar equivalent of various currencies converted at PAHO rates of exchange.

Accounts Receivable

This is self-explanatory except for sundry debtors, which is broken down as follows:

Emergency Procurement Revolving Fund		\$ 16,001
Miscellaneous Debtors		91,281 <sup>1/</sup>
Personal Accounts:		
For Travel	\$ 32,112	
For Salaries	2,672	
For Medical Expenses	2,107	
For Pension	1,872	
Other	<u>5,190</u>	<u>43,953</u>
		\$ <u>151,235</u>

<sup>1/</sup> The major portion of this amount comprises the following:

a. advances for special malaria projects pending accounting from:

Ministry of Education, Health and Housing of British Honduras	6,277
Direccion General de Sanidad El Salvador	14,030
Ministerio de Salubridad Publica, Costa Rica	10,000

b. advances for Inter-American Investigation of Mortality studies pending accounting from:

City and County of Bristol, England	1,735
Department of Public Health, San Francisco, California	10,210
Universidad de Valle, Facultad de Medicina, Cali, Colombia	1,111
Universidad Nacional de Colombia, Escuela de Salud Publica, Bogota, Colombia	1,759

c. for reimbursable expenditures:

Inter American Development Bank	3,800
National Institutes of Health	424
W. K. Kellogg Foundation	945
Pan American Union	3,318
United Nations	5,000
UNICEF	20,313

### Capital Assets

The amount of \$538,045 represents the recorded book value of land and buildings of the Headquarters of the Pan American Health Organization in Washington, D. C. and Zone Office in Buenos Aires, Argentina.

### Unliquidated Obligations

Unliquidated obligations amounting to \$496,310 represent the estimated amount required to liquidated outstanding liabilities pertaining to 1962 Budget and Special Funds. Included in this amount is \$60,336, the outstanding balance of 1962 fellowship awards. The other principal items are travel and supplies and equipment.

Fellowship balances of \$16,289 brought forward into 1963 relate to 1961 fellowships awards not fulfilled by 31 December 1962.

### Accrued Service Benefit, Termination and Repatriation Entitlements

Under the Staff Rules terminating staff members are entitled to certain terminal payments, such as payment for unused leave, service benefit allowances, cost of repatriation, etc. For some years, the Bureau has followed the policy of setting aside funds to partially cover these costs. Starting in 1962, this accrual has been expanded to provide eventually for complete coverage of terminal costs for those activities not financed from the regular PAHO budget.

### Insurance Equalization Account

This account has been established in order to distribute evenly the expenses for various types of insurance over a period of years. An amount of \$8,500 was charged to the 1962 budget of the Organization and credited to this account.

### Building Fund

During 1962 this fund was increased by \$6,628, representing interest earned on investments. Expenditures for architectural fees, topographic surveys, etc. totalling \$113,410 were effected leaving a balance of \$165,286 as at year end.

### Trust Funds

Trust funds fall into two groups, namely Grants and Contributions, as shown on Schedule 7.

## FINANCIAL STATEMENTS



PAN AMERICAN HEALTH  
STATEMENT OF APPROPRIATIONS, OBLIGATIONS  
(Expressed in

Purpose of Appropriations	Appropriations	
	Original	Transfers
REGULAR BUDGET FOR 1962		
PART I PAN AMERICAN HEALTH ORGANIZATION	317,371	51,174
PART II PAN AMERICAN HEALTH ORGANIZATION - HEADQUARTERS	1,539,216	205,153
PART III PAN AMERICAN HEALTH ORGANIZATION - FIELD AND OTHER PROGRAMS	2,895,913	(256,327)
PART IV SPECIAL FUND FOR HEALTH PROMOTION	187,500	-
Sub-total, Appropriations for 1962 Operations	4,940,000	-
PART V AMOUNT FOR WORKING CAPITAL FUND	300,000	-
Total, Appropriations for 1962 Budget	5,240,000	-

ORGANIZATION  
AND BALANCES FOR THE YEAR 1962  
U.S. Dollars)

Effective	Obligations			Balance Expired
	Liquidated	Unliquidated	Total	
368,545	354,334	14,211	368,545	-
1,744,369	1,683,955	60,414	1,744,369	-
2,639,586	2,293,242	157,362	2,450,604	188,982
187,500	187,500	-	187,500	-
4,940,000	4,519,031	231,987	4,751,018	188,982
300,000	-	-	-	300,000
5,240,000	4,519,031	231,987	4,751,018	488,982

For the Director  
Pan American Sanitary Bureau



Stuart Portner  
Chief of Administration

The above statement has been examined in accordance with my directions. I have obtained all the information and explanations that I have required, and I certify, as a result of the audit, that, in my opinion, the above statement is correct.



Uno Brunskog  
External Auditor



PAN AMERICAN HEALTH ORGANIZATION  
 STATEMENT OF INCOME AND EXPENDITURE FOR THE 1962 BUDGET  
 (Expressed in U.S. Dollars)

INCOME

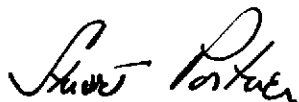
Contributions from Member Governments and Participating Governments: ( Schedule 2 )		
Receipts in respect to 1962 assessments	3,976,335	
Receipts in respect to prior years' assessments	<u>348,550</u>	4,324,885
Other Income		
Interest and discounts earned	69,249	
Service fees for procurements made for Governments and Institutions	6,957	
Sale of Equipment	7,693	
Sale of Publications	1,237	
Gain in Currency Exchanges	4,478	
Miscellaneous	<u>4,947</u>	
Total Other Income		94,561
Excess of Reserve for Unliquidated Obligations 1961		<u>43,162</u>
Total Income		<u>4,462,608</u>

EXPENDITURE

Personal Services and Allowances	3,132,596	
Travel	561,356	
Space and Equipment Services	140,282	
Other Services	219,985	
Supplies and Equipment	349,631	
Fixed Charges and Claims	9,644	
Fellowships	238,423	
Participants in Seminars	51,600	
Grants	<u>47,501</u>	
Total Expenditure for Operations		<u>4,751,018</u>

DEFICIT - Advanced from Working Capital Fund US\$ 288,410

For the Director  
 Pan American Sanitary Bureau



Stuart Portner  
 Chief of Administration

The above statement has been examined in accordance with my directions. I have obtained all the information and explanations that I have required, and I certify, as a result of the audit, that, in my opinion, the above statement is correct.



Uno Brunskog  
 External Auditor

PAN AMERICAN HEALTH  
STATEMENT OF ASSETS AND LIABILITIES  
(Expressed in

ASSETS

CASH			
In Banks and on Hand			749,025
INVESTMENTS			
Securities at Cost ( Schedule 1 )			3,126,751
ACCOUNTS RECEIVABLE			
Quota Contributions Receivable from Member Governments and Participating Governments ( Schedule 2 )	2,217,191		
Less: Reserves for Non-Collected Contributions	<u>2,217,191</u>	-	
Governments and Institutions for Procurements ( Schedule 3 )		74	
World Health Organization, for Reimbursable Expenditures		7,732	
Government of Puerto Rico, for Reimbursable Expenditures		2,090	
Government of Venezuela, for Reimbursable Expenditures		18,389	
Organization of American States, Technical Cooperation Program, for Reimbursable Expenditures		6,712	
Accrued Interest		36,113	
Sundry Debtors	151,235		
Less: Reserve for Doubtful Accounts	<u>3,627</u>	<u>147,608</u>	218,718
CAPITAL ASSETS			
Buildings		538,045	
Less: Equity in Buildings		<u>538,045</u>	-
PREPAID EXPENSE			<u>8,156</u>
Total		US\$	<u>4,102,650</u>

ORGANIZATION

AS OF 31 DECEMBER 1962

U. S. Dollars)

LIABILITIES

QUOTA CONTRIBUTION RECEIVED IN ADVANCE

Government of Colombia 25,729

UNLIQUIDATED OBLIGATIONS

Appropriations for Budget 1962	231,987	
Fellowship Balances brought forward	16,289	
Community Water Supply Fund	55,167	
Special Malaria Fund	190,083	
Trust Funds	<u>2,784</u>	496,310

ACCOUNTS PAYABLE

World Health Organization in Respect to Pension and Insurance Contributions	70,606	
Institute of Nutrition of Central America and Panama (Cash and investments held in trust for INCAP)	100,756	
Advances from Governments and Institutions for Procurements ( Schedule 3 )	162,731	
Other Accounts Payable	<u>10,194</u>	344,287

WORKING CAPITAL FUND

Balance as of 1 January 1962	1,707,059	
Less: Advance to 1962 Budget	<u>288,410</u>	1,418,649

ACCRUED TERMINATION AND REPATRIATION ENTITLEMENTS 410,780

ACCRUED SERVICE BENEFITS 317,094

INSURANCE EQUALIZATION ACCOUNT 13,958

STAFF HEALTH INSURANCE FUND 138,463

SPECIAL FUNDS

Emergency Procurement Revolving Fund (Schedule 4)	50,000	
Building Fund (Exhibit IV)	165,286	
Special Malaria Fund (Schedule 5)	380,602	
Community Water Supply Fund (Schedule 6 )	61,641	
Trust Funds (Schedule 7)	<u>279,851</u>	<u>937,380</u>

Total US\$ 4,102,650

For the Director  
Pan American Sanitary Bureau

Stuart Portner  
Chief of Administration

The above statement has been examined in accordance with my directions. I have obtained all the information and explanations that I have required, and I certify, as a result of the audit, that, in my opinion, the above statement is correct.

  
Uno Brunskog  
External Auditor

PAN AMERICAN HEALTH  
 CONSOLIDATED STATEMENT OF INCOME AND  
 AND STATUS OF FUNDS AS  
 (Expressed in

	Budget for 1962	Working Capital Fund
BALANCES AS OF 1 JANUARY 1962		1,707,059
INCOME		
Contributions from Member Governments and Participating Governments	4,324,885	
Other Contributions Received		
Voluntary Contributions Received		
Grants		
Other Income	94,561	
Advanced by Pan American Health Organization		
Excess of Reserve for Unliquidated Obligations 1961	43,162	
	4,462,608	1,707,059
EXPENDITURE	(4,751,018)	
TRANSFER TO COVER 1962 BUDGET	288,410	(288,410)
BALANCES AS OF 31 DECEMBER 1962	-	1,418,649

ORGANIZATION

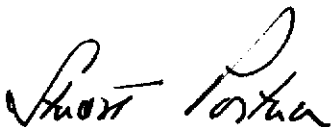
EXPENDITURE FOR THE FINANCIAL YEAR 1962

OF 31 DECEMBER 1962

U.S. Dollars)

Emergency Procurement Revolving Fund	Building Fund	Special Malaria Fund	Community Water Supply Fund	Trust Funds	Total
50,000	272,068	2,183,424	107,612	338,076	4,658,239
					4,324,885
				91,750	91,750
		1,000,000	300,000		1,300,000
	6,628	38,191	7,804	5,622	152,806
				47,050	47,050
		2,772	243	171	46,348
50,000	278,696	3,224,387	415,659	910,815	11,049,224
	(113,410)	(2,843,785)	(354,018)	(630,964)	(8,693,195)
					-
50,000	165,286	380,602	61,641	279,851	2,356,029

For the Director  
Pan American Sanitary Bureau



Stuart Portner  
Chief of Administration

The above statement has been examined in accordance with my directions. I have obtained all the information and explanations that I have required, and I certify, as a result of the audit, that, in my opinion, the above statement is correct.



Uno Brunskog  
External Auditor



PAN AMERICAN HEALTH ORGANIZATION  
 INVESTMENTS AS OF 31 DECEMBER 1962  
 (Expressed in U.S. Dollars)

Description	Par Value	Cost	Market Value as of 31 December 1962
MEXICAN TELEPHONE STOCK			
Mexican Pesos 32,000 at 12.50	2,560	2,562	2,227
U.S. OF AMERICA TREASURY BILLS			
Maturing 14 February 1963	700,000	695,063	697,428
Maturing 14 March 1963	300,000	297,882	298,212
Maturing 15 July 1963	2,000,000	1,935,400	1,967,551
U.S. OF AMERICA TREASURY BONDS			
3% Maturing 15 February 1995	100,000	97,500	88,562
3 1/4% Series of 1978-1983	100,000	98,344	91,188
Total Investments	3,202,560	3,126,751	3,145,168

PAN AMERICAN HEALTH ORGANIZATION  
 STATEMENT OF QUOTA CONTRIBUTIONS DUE FROM MEMBER GOVERNMENTS  
 AND PARTICIPATING GOVERNMENTS  
 1962 BUDGET AND PRIOR YEARS  
 (Expressed in U.S. Dollars)

Member Governments and Participating Governments	Year	Balance due 1 January 1962	Collected During 1962	Total Balance due 31 December 1962
Argentina	1962	390,640	-	1,040,004
	1961	351,560	-	
	1960	298,800	996	
	1959	64,252	64,252	
Bolivia	1962	14,906	-	117,150
	1961	14,100	-	
	1960	12,000	-	
	1959	11,900	-	
	1958 1951-1957	8,990 55,254	- -	
Brazil	1962	382,930	-	382,930
Chile	1962	101,258	-	101,258
	1961	93,060	93,060	
Colombia	1962	116,678	116,678	-
Costa Rica	1962	14,906	-	22,388
	1961	14,100	6,618	
	1960	4,660	4,660	
Cuba	1962	94,062	-	180,072
	1961	86,010	-	
	1960	73,600	73,600	
Dominican Republic	1962	19,018	-	19,018
	1961	17,390	17,390	
Ecuador	1962	22,616	18,615	4,001
	1961	20,680	20,680	
	1960	2,247	2,247	
El Salvador	1962	19,018	-	19,018
	1961	2,590	2,590	
France	1962	8,069	8,069	-
Guatemala	1962	19,018	-	19,018
Haiti	1962	14,906	-	41,006
	1961	14,100	-	
	1960	12,000	-	
Honduras	1962	14,906	14,906	-
	1961	14,100	14,100	
	1960	2,550	2,550	
Jamaica	1962	7,343 <sup>1/2</sup>	-	7,343
Mexico	1962	266,766	266,766	-

Member Governments and Participating Governments	Year	Balance due 1 January 1962	Collected During 1962	Total Balance due 31 December 1962
Netherlands, Kingdom of the	1962	6,153	6,153	-
Nicaragua	1962	14,906	-	14,906
	1961	7,200	7,200	
Panama	1962	14,906	-	
	1961	14,100	2,070	
	1960	12,000	12,000	26,936
Paraguay	1962	14,906	-	
	1961	14,100	-	
	1960	12,000	-	
	1959	9,450	-	
	1958	7,250	-	57,706
Peru	1962	41,120	5,967	
	1961	24,537	24,537	35,153
United Kingdom	1962	29,371	21,879	7,492
United States of America	1962	3,392,400	3,392,400	-
Uruguay	1962	45,232	-	
	1961	41,360	-	
	1960	35,200	-	121,792
Venezuela	1962	124,902	124,902	-
Total <sup>2/</sup>		6,542,076	4,324,885	2,217,191
<sup>1/</sup> Portion of United Kingdom assessment for 1962 assumed by Jamaica				
<sup>2/</sup> Amount consisted of:				
Current Year		5,190,936	3,976,335	1,214,601
Prior Years		1,351,140	348,550	1,002,590
		6,542,076	4,324,885	2,217,191

P R O C U R E M E N T F U N D  
STATEMENT OF PROCUREMENT SERVICES EFFECTED  
ON BEHALF OF GOVERNMENT ADMINISTRATIONS,  
PUBLIC INSTITUTIONS, ETC.

(Expressed in U. S. Dollars)

	Balance as of 1 January 1962		Amounts Received or Transferred During 1962	Payments for Supplies, etc. Made during 1962	Amounts Refunded during 1962	Balance as of 31 December 1962	
	Amounts Due to PASB	Deposits with PASB				Amounts Due to PASB	Deposits with PASB
Argentina	82	5,345	56,408	49,576	999	30	11,126
Bolivia	8,664	-	8,722	-	-	-	58
Brazil	483	7,189	225,181	133,549	747	-	97,591
The West Indies	-	20	280	280	-	-	20
Chile	-	8,179	6,105	3,426	25	-	10,833
Colombia	215	2,365	1,557	1,925	1,782	-	-
Cuba	-	4,257	-	3,754	-	-	503
Dominican Republic	-	1,691	9,184	1,997	-	-	8,878
Ecuador	-	630	-	-	630	-	-
El Salvador	-	1,085	-	536	24	-	525
Guatemala	648	918	1,479	1,137	257	-	355
Haiti	-	46	-	-	46	-	-
Honduras	-	1,663	-	639	-	-	1,024
Mexico	11	7,034	15,965	19,324	784	1	2,881
Netherlands Antilles	43	859	-	-	593	43	266
Nicaragua	-	214	18	-	232	-	-
Panama	-	2,363	20,086	12,107	-	-	10,342
Paraguay	-	1,264	12,025	11,463	-	-	1,826
Peru	-	1,682	3,698	3,570	7	-	1,803
Venezuela	-	18,321	137	3,810	62	-	14,586
Artificial Electronic Larynx	-	-	172	58	-	-	114
Total	10,146	65,125	361,017	247,151	6,188	74	162,731

PAN AMERICAN HEALTH ORGANIZATION  
 EMERGENCY PROCUREMENT REVOLVING FUND  
 STATEMENT OF ACTIVITY DURING 1962  
 (Expressed in U.S. Dollars)

Country	Balance due 1 January 1962	Expenditure During 1962	Reimbursement During 1962	Balance due 31 December 1962
Bolivia	920	-	920	-
Brazil	-	10,430	-	10,430
Chile	2,050	1,850	-	3,900
Cuba	-	393	-	393
Dominican Republic	-	3,851	3,851	-
Guatemala	-	2,241	1,135	1,106
Nicaragua	2,503	1,006	3,371	138
Peru	-	59	59	-
Venezuela	-	103	69	34
Total	5,473	19,933	9,405	16,001

STATUS OF FUND  
 AS OF 31 DECEMBER 1962

Cash in Bank	33,999
Accounts Receivable	16,001
Authorized Amount	<u>50,000</u>

PAN AMERICAN HEALTH ORGANIZATION  
 SPECIAL MALARIA FUND  
 STATEMENT OF INCOME AND EXPENDITURE  
 YEAR ENDED 31 DECEMBER 1962  
 (Expressed in U.S. Dollars)

BALANCE AS OF 1 JANUARY 1962		2,183,424
INCOME		
Voluntary Contribution		
Government of the United States of America		1,000,000
Other Income		
Interest and discounts earned	34,779	
Miscellaneous	<u>3,412</u>	38,191
Excess of Reserve for Unliquidated Obligations 1961		2,772
Total		<u>3,224,387</u>
EXPENDITURE		
Personal Services and Allowances	1,748,084	
Travel	458,802	
Space and Equipment Services	4,180	
Other Services	51,695	
Supplies and Equipment	249,334	
Fixed Charges and Claims	2,402	
Fellowships	33,669	
Participants in Seminars	1,965	
Trainees	2,398	
Grants	<u>291,256</u>	
Total Expenditure		<u>2,843,785</u> <sup>1/</sup>
BALANCE AS OF 31 DECEMBER 1962		US\$ <u>380,602</u>

<sup>1/</sup> Amount consisted of:

Disbursements	2,653,702
Unliquidated Obligations	<u>190,083</u>
	US\$ <u>2,843,785</u>

PAN AMERICAN HEALTH ORGANIZATION  
 COMMUNITY WATER SUPPLY FUND  
 STATEMENT OF INCOME AND EXPENDITURE  
 YEAR ENDED 31 DECEMBER 1962  
 (Expressed in U.S. Dollars)

BALANCE AS OF 1 JANUARY 1962 107,612

INCOME

Voluntary Contribution

Government of the United States of America 300,000

Other Income

Interest and discounts earned 7,311  
 Miscellaneous 493 7,804

Excess of Reserve for Unliquidated Obligations 1961 243

Total 415,659

EXPENDITURE

Personal Services and Allowances 124,952  
 Travel 80,449  
 Space and Equipment Services 83  
 Other Services 10,230  
 Supplies and Equipment 18,439  
 Fellowships 98,120  
 Participants in Seminars 19,751  
 Trainees 1,310  
 Grants 684  
 Total Expenditure 354,018 <sup>1/</sup>

BALANCE AS OF 31 DECEMBER 1962 US\$ 61,641

<sup>1/</sup> Amount consisted of:

Disbursements 298,850  
 Unliquidated Obligations 55,168  
 US\$ 354,018

**TRUST FUNDS**



PAN AMERICAN HEALTH ORGANIZATION  
 STATUS OF TRUST FUNDS AS OF 31 DECEMBER 1962  
 (Expressed in U.S. Dollars)

Particulars	Unobligated Balance 1 January 1962	Received During 1962	Total Obligations	Unobligated Balance 31 December 1962
<u>GRANTS</u>				
<u>Agency for International Development</u>				
Survey of Foot and Mouth Disease on Tierra del Fuego	-	40,000	5,576	34,424
<u>American Cyanamid Company</u>				
Live Poliovirus Vaccine Studies	70,158	12	1,155	69,015
<u>Government of Argentina</u>				
Eradication of Brucellosis	4,149	3,407	7,161	395
Experimental Control of Fox Populations	15,904	-	15,418	486
<u>E. I. Dupont de Nemours and Co.</u>				
Amino Acid Supplementation Studies in Children	165	-	3	162
<u>Industrias Kaiser Argentina S.A.</u>				
Leptospirosis Studies	311	(32) ✓	3	276
<u>Inter American Development Bank</u>				
Promotion of Community Water Supply	-	4,547	2,199	2,348
Study on Production of Biologicals	-	10,300	10,300	-
<u>W. K. Kellogg Foundation</u>				
Assistance to the Library of the National Institute of Nutrition, Quito, Ecuador	3,347	72	1,882	1,537
Dental Health	12,005	-	12,005	-
Seminars on Dental Education	16,015	945	16,960	-
Consultant in Hospital Administration	-	10,002	3,257	6,745
<u>National Academy of Sciences</u>				
<u>National Research Council</u>				
Research on Protein Malnutrition in Recife, Brazil	-	10,000	4,069	5,931
<u>Pan American Union</u>				
Alliance for Progress Program	-	63,728	58,636	5,092

<u>Research Corporation, Williams-Waterman Fund</u>									
Assistance to National Institute of Nutrition, Quito, Ecuador	15,222	-	12,631	-	2,591				
<u>Squibb and Sons</u>									
Pan American Zoonoses Center	63	4	67	-	-				
<u>Unión Ganadera Regional de Chihuahua</u>									
Rabies Control	24	(24) ✓	-	-	-				
<u>UNICEF</u>									
Sanitarian Training Course - Caribbean	-	20,313	20,313	-	-				
<u>United Nations</u>									
Well Drilling Consultant	-	3,669	3,669	-	-				
Organization and Administration of Public Health Services	-	5,000	5,000	-	-				
<u>U. S. Public Health Service</u>									
<u>National Institutes of Health</u>									
Etiology of Congenital Malformations	-	325	325	-	-				
Evaluation of Clinical Signs of Nutritional Status	4,773	6,849	7,157	4,465					
Infantile Diarrhea and Malnutrition in Peru	19,272	49,201	57,586	10,887					
International Research Planning Program	85,005	30,187	102,655	12,537					
Methods of Treating Canine Echinococcosis	-	4,646	3,645	1,001					
Regional Development of Epidemiological Studies	48,335	192,568	150,740	90,163					
Interdepartmental Committee on Nutrition for National Defense	-	6,315	6,315	-					
<u>CONTRIBUTIONS</u>									
<u>Government of Argentina</u>									
Pan American Zoonoses Center	42,256	57,705	68,165	31,796					
<u>Government of Cuba</u>									
Fellowships Sponsored by the Government	1,072	-	1,072	-					
<u>Government of Venezuela</u>									
Operation of Zone I Office	-	53,000	53,000	-	-				
Total Grants and Contributions	338,076	572,739	630,964	279,851					

✓ Represents Transfers



**INSTITUTE OF NUTRITION OF CENTRAL AMERICA  
AND PANAMA**



INSTITUTE OF NUTRITION OF CENTRAL  
AMERICA AND PANAMA

Notes

The various items in the INCAP exhibits and schedules are believed to be self-explanatory except for the following:

Cash

Total cash in banks and on hand consisted of:

US Dollar currency	\$5,765
Other currencies	<u>7,124</u>
	<u>\$12,889</u>

Investments

Represents the cost of securities amounting to \$168,771 (market value \$169,084) held in U.S. of America Treasury Bills maturing 7 March 1963

INSTITUTE OF NUTRITION OF CENTRAL AMERICA AND PANAMA  
 ADMINISTERED BY PAN AMERICAN SANITARY BUREAU  
 STATEMENT OF APPROPRIATIONS, OBLIGATIONS AND BALANCES FOR THE YEAR 1962  
 (Expressed in U.S. Dollars)

Purpose of Appropriations	Appropriations			Obligations			Balance Expired
	Assessments	Other Income	Total	Liquidated	Unliquidated	Total	
REGULAR BUDGET FOR 1962	105,000	67,499 <sup>1/2</sup>	172,499	148,236	1,432	149,668	22,831
Total Appropriations	105,000	67,499	172,499	148,236	1,432	149,668	22,831

<sup>1/2</sup> Adjusted to include other income in accordance with Resolution XIV passed at X Meeting of the Council of INCAP.

For the Director  
 Pan American Sanitary Bureau

*Stuart Portner*

Stuart Portner  
 Chief of Administration

The above statement has been examined in accordance with my directions. I have obtained all the information and explanations that I have required, and I certify, as a result of the audit, that, in my opinion the above statement is correct.

*Uno Brunskog*  
 Uno Brunskog  
 External Auditor

INSTITUTE OF NUTRITION OF CENTRAL AMERICA AND PANAMA  
 ADMINISTERED BY PAN AMERICAN SANITARY BUREAU  
 STATEMENT OF INCOME AND EXPENDITURE FOR THE 1962 BUDGET  
 (Expressed in U.S. Dollars)

INCOME

Quota Contributions Received: ( Schedule B )		
In Respect to 1962 Assessments	67,421	
In Respect to Prior Year's Assessments	<u>17,500</u>	84,921
Other Income		
Interest and discounts earned	3,772	
Sale of Publications, Film, etc.	654	
Sale of Equipment	1,005	
Sale of Laboratory Animals and Farm Produce	3,167	
Administrative Costs Received - Grants	54,284	
Miscellaneous	<u>4,617</u>	67,499
Excess of Reserve for Unliquidated Obligations 1961		<u>31</u>
Total Income		<u>152,451</u>

EXPENDITURE


Personal Services and Allowances	107,347	
Travel	9,138	
Space and Equipment Services	277	
Other Services	12,744	
Supplies and Equipment	17,913	
Fixed Charges and Claims	2,191	
Fellowships	<u>58</u>	
Total Expenditure		<u>149,668</u>

SURPLUS

Excess of Income over Expenditure (Transferred to Contingency Reserve Fund)	US\$ <u>2,783</u>
--	-------------------

For the Director  
 Pan American Sanitary Bureau

The above statement has been examined in accordance with my directions. I have obtained all the information and explanations that I have required, and I certify, as a result of the audit, that, in my opinion, the above statement is correct.

  
 Stuart Portner  
 Chief of Administration

  
 Uno Brunskog,  
 External Auditor



INSTITUTE OF NUTRITION OF CENTRAL AMERICA AND PANAMA  
ADMINISTERED BY PAN AMERICAN SANITARY BUREAU  
STATEMENT OF ASSETS AND LIABILITIES AS OF 31 DECEMBER 1962  
(Expressed in U.S. Dollars)

ASSETS		LIABILITIES
CASH		ACCOUNTS PAYABLE
In Banks and on Hand	12,889	Unliquidated Obligations in Respect to:
INVESTMENTS		Appropriations for Budget 1962
Securities at Cost	168,771	CONTINGENCY RESERVE FUND
ACCOUNTS RECEIVABLE		Balance as of 1 January 1962
Quota Contributions Receivable	37,579	Add: Surplus from 1962 Budget
( Schedule B )		62,434
Less: Reserve for Non-Collected		<u>2,283</u>
Contributions	<u>37,579</u>	ACCRUED PROVIDENT FUND
Pan American Health Organization -		TRUST FUNDS ( Schedule 9 )
(Cash and investments held in		
trust for INCAP)	100,756	
Sundry Debtors	5,948	
Less: Reserve for Doubtful Accounts	<u>1,424</u>	
Total	<u>4,524</u>	Total
	105,280	US\$ 286,940
	<u>US\$ 286,940</u>	<u>US\$ 286,940</u>

Note: In addition to the assets shown above, the Institute owns shares in the Municipalidad de la Ciudad de Guatemala, costing \$ 3,000 for the purchase of 10 "pajas de agua". Market valuation of \$ 3,500 as of 31 December 1962.

For the Director  
Pan American Sanitary Bureau

The above statement has been examined in accordance with my directions. I have obtained all the information and explanations that I have required, and I certify, as a result of the audit, that, in my opinion, the above statement is correct.

*Stuart Fortner*  
Stuart Fortner  
Chief of Administration

*Uno Brunskog*  
Uno Brunskog  
External Auditor

INSTITUTE OF NUTRITION OF CENTRAL AMERICA AND PANAMA  
 STATEMENT OF QUOTA CONTRIBUTIONS DUE FROM MEMBER COUNTRIES

AS OF 31 DECEMBER 1962

(Expressed in U.S. Dollars)

Member Countries	Balance due 1 January 1962	Assessments 1962	Collected During 1962	Balance due 31 December 1962
Costa Rica	17,500	17,500	32,421	2,579
El Salvador	-	17,500	17,500	-
Guatemala	-	17,500	-	17,500
Honduras	-	17,500	17,500	-
Nicaragua	-	17,500	-	17,500
Panama	-	17,500	17,500	-
<b>Total</b>	<b>17,500</b>	<b>105,000</b>	<b>84,921</b>	<b>37,579</b>

INSTITUTE OF NUTRITION OF CENTRAL AMERICA AND PANAMA  
ADMINISTERED BY PAN AMERICAN SANITARY BUREAU  
STATEMENT OF TRUST FUNDS AS OF 31 DECEMBER 1962  
(Expressed in U.S. Dollars)

Particulars	Unobligated Balance 1 January 1962	Received During 1962	Total Obligations	Administrative Cost - Grants Transferred to Income	Unobligated Balance 31 December 1962
<u>GRANTS</u>					
<u>American School</u>					
Development of Elementary School Teaching Materials	-	6,700	5,899	-	801
<u>Association For the Aid of Crippled Children</u>					
Study of the Influence on Nutritional Status on Mental Development	-	15,410	3,095	310	12,005
<u>W. K. Kellogg Foundation</u>					
Assistance to Applied Nutrition	1	37,018	37,000	-	19
<u>Millers' National Federation</u>					
Supplementation of Cereal Proteins with Amino Acid	-	5,000	5,000	-	-
<u>Massachusetts Institute of Technology</u>					
Cooperation Between the Department of Nutrition Food Science and Technology and INCAP	-	4,050	4,050	-	-
<u>Milbank Memorial Fund</u>					
Influence of Nutritional Status on Mental Development	-	10,000	2,003	-	7,997
<u>National Academy of Sciences National Research Council</u>					
Effectiveness of INCAP Vegetable Mixture 9 Compared with Milk at Different Levels of Intake and as a Supplement to Mixed Diets	1	12,000	12,000	-	1
<u>Nutrition Foundation, Inc.</u>					
Atherosclerosis and Dietary Factors	1,202	6,020	6,630	-	592
Significance of Diets Low in Animal Protein and Other Nutrients	1	5,012	4,453	-	560

Reversible and Irreversible Changes induced by Protein Malnutrition with Special reference to the Central Nervous System <u>Parke, Davis and Company</u>	-	10,000	9,999	-	1
Study of the Effect of Treatment of Infections in Children in Sta. Maria Cauque Education and Training of Professional Personnel <u>The Quaker Oats Company</u>	3,162 1,111	- -	3,162 984	- -	- 127
Amino Acid Supplementation of Rolled Oats <u>The Rockefeller Foundation</u>	12,000	-	12,000	-	-
Biochemical Research in Agricultural Crops and Industrial By-Products <u>U.S. Public Health Service National Institutes of Health</u>	6,678	25,000	23,315	-	8,363
Amino Acid in Metabolism in Human Subjects Atherosclerosis in Latin America Biochemical Evaluation of Nutritional Status Infection and Human Nutrition Status in the Tropics Interrelation Between Malnutrition and Diarrhea Interrelation of Viruses, Diarrhea and Nutrition Metabolic Factors in Protein Malnutrition Relations of Atherosclerosis to Environmental Factors Training in Nutritional Sciences <u>World Health Organization</u>	99 2,286 180 6 8,440 - 497 556 9,137	42,853 48,921 49,150 43,632 79,274 8,404 58,727 53,434 53,790	37,119 44,190 42,893 37,664 70,118 5,349 50,868 46,834 46,498	5,568 6,628 6,434 5,650 10,517 802 7,630 7,025 3,720	265 389 3 324 7,079 2,253 726 171 12,709
<u>Onchocerciasis Research Project in Guatemala</u>	-	5,000	5,000	-	-
<u>CONTRIBUTIONS</u>					
<u>Education and Training in Nutrition</u>	-	3,040	3,040	-	-
<u>Library Equipment - INCAP</u>	50	937	987	-	-
<u>INCAPARINA</u>	1,615	2,550	4,165	-	-
Total Grants and Contributions	47,062	585,922	524,315	54,284	54,385



**ORGANIZATION OF AMERICAN STATES  
PROGRAM OF TECHNICAL COOPERATION**



ORGANIZATION OF AMERICAN STATES  
PROGRAM OF TECHNICAL COOPERATION

Notes

The various items in the OAS/TCP exhibits and schedules are believed to be self-explanatory except for the following:

Cash

Total cash in banks and on hand consisted of:

US Dollar currency	\$ 111,553
Other currencies	2,427
	<hr/>
	\$ 113,980
	<hr/> <hr/>




ORGANIZATION OF AMERICAN STATES  
PROGRAM OF TECHNICAL COOPERATION  
ADMINISTERED BY PAN AMERICAN HEALTH ORGANIZATION  
STATEMENT OF INCOME AND EXPENDITURE FOR THE YEAR ENDED 31 DECEMBER 1962  
(Expressed in U.S. Dollars)

BALANCE AS OF 1 JANUARY 1962	122,085	
Less: Recalls in respect to:		
Project AMRO-77, 1960 Allocation	652	
Project AMRO-77, 1961 Allocation	<u>121,433</u>	<u>122,085</u> -
 INCOME		
Allocation of funds by Organization of American States, Program of Technical Cooperation, for:		
Continuation of Project AMRO-77 for Pan American Foot and Mouth Disease Center		537,808
Other Income		772
Excess of Reserves for Unliquidated Obligations 1961		2,840
Total Income		<u>541,420</u>
 EXPENDITURE		
Personal Services and Allowances	334,560	
Travel	41,773	
Space and Equipment Services	1,578	
Other Services	23,304	
Supplies and Equipment	103,585	
Fixed Charges and Claims	2,805	
Fellowships	<u>17,984</u>	
Total Expenditure		<u>525,589</u>
BALANCE AS OF 31 DECEMBER 1962		<u><u>15,831</u></u>

For the Director  
Pan American Sanitary Bureau

  
Stuart Portner  
Chief of Administration

The above statement has been examined in accordance with my directions. I have obtained all the information and explanations that I have required, and I certify, as a result of the audit, that, in my opinion, the above statement is correct.

  
Uno Brunskog  
External Auditor

ORGANIZATION OF AMERICAN STATES  
 PROGRAM OF TECHNICAL COOPERATION  
 ADMINISTERED BY PAN AMERICAN HEALTH ORGANIZATION  
 STATEMENT OF ASSETS AND LIABILITIES AS OF 31 DECEMBER 1962  
 (Expressed in U.S. Dollars)

ASSETS		LIABILITIES	
CASH		ACCOUNTS PAYABLE	
In Banks and on Hand	113,980	Unliquidated Obligations in respect to Allocations for 1962	53,611
ACCOUNTS RECEIVABLE		Pan American Health Organization for Reimbursable Expenditures	3,228
Sundry Debtors	979	Pan American Health Organization for Pension and Insurance Contributions	<u>3,484</u>
		ACCRUED SERVICE BENEFITS	60,323
		ALLOCATIONS ( Schedule 1D)	38,605
		Unobligated Funds	
		Project AMRO-77 for Pan American Foot and Mouth Disease Center	
		1961 Allocation	2,840
		1962 Allocation	<u>12,991</u>
		Total	15,831
Total	<u>US\$ 114,959</u>	Total	<u>US\$ 114,959</u>

For the Director  
 Pan American Sanitary Bureau

*Stuart Portner*

Stuart Portner  
 Chief of Administration

The above statement has been examined in accordance with my directions. I have obtained all the information and explanations that I have required, and I certify, as a result of the audit, that, in my opinion, the above statement is correct.

*Uno Brunskog*  
 Uno Brunskog,  
 External Auditor

ORGANIZATION OF AMERICAN STATES  
 PROGRAM OF TECHNICAL COOPERATION  
 ADMINISTERED BY PAN AMERICAN HEALTH ORGANIZATION  
 STATUS OF ALLOCATIONS AS OF 31 DECEMBER 1962  
 (Expressed in U.S. Dollars)

Particulars	Balance 1 January 1962	Adjustment	Allocations Received During 1962	Total	Recalls by OAS/TCP	Total Obligations	Unobligated Balance 31 December 1962
Project AMRO-77 for Pan American Foot and Mouth Disease Center							
1960 Allocations	652	-	-	652	652	-	-
1961 Allocations	121,433	2,840 <sup>1/</sup>	-	124,273	121,433	-	2,840
1962 Allocations	-	772 <sup>2/</sup>	537,808	538,580	-	525,589	12,991
<b>Total</b>	<b>122,085</b>	<b>3,612</b>	<b>537,808</b>	<b>663,505</b>	<b>122,085</b>	<b>525,589</b>	<b>15,831</b>

<sup>1/</sup> Adjustment (decrease) of requirements established in Reserve for Unliquidated Obligations - 1961 subject to recall in 1963.

<sup>2/</sup> Miscellaneous Income.

**INFORMATIONAL ANNEX**

**SUMMARY AND DISTRIBUTION OF EXPENDITURE**



SUMMARY BY OBJECT OF EXPENDITURE  
ALL FUNDS 1962  
(Expressed in U.S. Dollars)

Object of Expenditure	PAHO	PAHO SHF	PAHO CWSF	Pan American Health Organization - Other			WHO	WHO/TA	Total
				Grant Funds	OAS/TCP	INGAP			
Personal Services and Allowances	3,132,596	1,749,084	124,952	306,719	334,560	468,629	1,393,132	873,069	8,361,741
Travel	561,356	458,802	80,449	119,898	41,773	30,201	268,756	126,500	1,687,735
Space and Equipment Services	140,282	4,180	63	6,621	1,578	8,194	69,851	-	230,789
Other Services	219,985	51,695	10,230	107,237	23,304	64,330	102,265	53,826	632,872
Supplies and Equipment	349,631	249,334	18,439	36,594	103,595	81,520	115,075	75,041	1,029,219
Fixed Charges and Claims	9,644	2,402	-	1,502	2,805	2,671	4,213	-	23,237
Fellowships	238,423	33,669	98,120	21,757	17,984	18,438	304,632	170,428	903,451
Participants in Seminars	51,600	1,965	19,751	12,113	-	-	-	-	85,429
Trainees	-	2,398	1,310	-	-	-	-	-	3,708
Grants	47,501	291,256	684	18,523	-	-	22,890	-	380,854
<b>Total</b>	<b>4,751,018 <sup>1/</sup></b>	<b>2,843,785</b>	<b>354,018</b>	<b>630,964</b>	<b>525,589</b>	<b>673,983</b>	<b>2,280,814 <sup>2/</sup></b>	<b>1,298,664</b>	<b>13,359,035</b>

Note: <sup>1/</sup> Does not include Building Fund expenditures amounting to \$ 113,410  
<sup>2/</sup> Includes MESA expenditures amounting to \$ 43,417  
Includes Smallpox expenditures amounting to \$ 5,760

PAN AMERICAN HEALTH ORGANIZATION  
SUMMARY BY OBJECT OF EXPENDITURE

1962 BUDGET

(Expressed in U.S. Dollars)

Object of Expenditure	PART I PAHO	PART II PAHO Headquarters	PARTS III AND IV PAHO Field and Other Programs	Total
Personal Services and Allowances	162,694	1,354,276	1,615,626	3,132,596
Travel	80,591	129,738	351,027	561,356
Space and Equipment Services	41,880	68,535	29,867	140,282
Other Services	21,565	80,532	117,888	219,985
Supplies and Equipment	61,726	104,107	183,798	349,631
Fixed Charges and Claims	89	7,181	2,374	9,644
Fellowships	-	-	238,423	238,423
Participants in Seminars	-	-	51,600	51,600
Grants	-	-	47,501	47,501
Total	368,545	1,744,369	2,638,104	4,751,018

STATEMENT OF EXPENDITURE  
 BY BUDGET PARTS  
 AND INDIVIDUAL PROJECT  
 ALL FUNDS - 1962  
 (Expressed in U.S. Dollars)

	PAHO	PAHO SMF	PAHO CWSF	PAHO OTHER	WHO	WHO/TA	TOTAL
PART I - Organizational Meetings and Conference Services	368,545	-	-	-	83,779	-	452,324
PART II - Headquarters	1,744,369	35,472	7,159	-	980,840	-	2,767,840
PART III - Field and Other Programs							
ZONE OFFICES							
Zone I (Caracas)	170,226	7,377	-	<sup>1/</sup> 53,000	3,653	-	234,256
Zone II (Mexico City)	137,032	7,788	-	-	42,962	-	187,782
Zone III (Guatemala City)	157,972	7,125	-	-	27,051	-	192,148
Zone IV (Lima)	117,352	2,365	-	-	4,816	-	124,533
Zone V (Rio de Janeiro)	95,020	-	-	-	1,498	-	96,518
Zone VI (Buenos Aires)	144,324	-	-	-	4,709	-	149,033
Total Zone Offices	821,926	24,655	-	53,000	84,689	-	984,270
PROJECTS							
ARGENTINA							
3 - Nursing Education (Buenos Aires, Córdoba, El Chaco)	-	-	-	-	-	41,488	41,488
4 - National Institute of Microbiology	-	-	-	-	6,803	-	6,803
6 - P.H.A. Fellowships	-	-	-	-	8,610	-	8,610
7 - Public Health Services (El Chaco)	-	-	-	-	-	47,565	47,565
8 - Malaria Eradication	-	13,328	-	-	-	-	13,328
13 - P.H.A. Fellowships	7,747	-	-	-	-	-	7,747
20 - Tuberculosis Control	-	-	-	-	6,504	-	6,504
25 - Training of Nursing Personnel	13,146	-	-	-	-	-	13,146
30 - Sanitary Engineering Education	-	-	4,176	-	-	-	4,176
35 - Public Health Services (San Juan)	49,381	-	-	-	-	-	49,381
51 - Aedes Aegypti Eradication	42,035	-	-	-	-	-	42,035
BOLIVIA							
4 - Malaria Eradication	-	74,803	-	-	-	-	74,803
5 - Nursing Education	-	-	-	-	17,147	-	17,147
8 - Smallpox Eradication	-	-	-	-	-	32,390	32,390
10 - Public Health Services	44,042	-	-	-	-	-	44,042
11 - Joint Field Mission on Indigenous Populations	-	-	-	-	-	20,914	20,914
16 - P.H.A. Fellowships	-	-	-	<sup>2/</sup> 6,315	7,670	-	7,670
17 - Nutrition	-	-	-	-	-	-	6,315
201 - Fellowships	-	-	-	-	-	12,575	12,575
BRAZIL							
3 - Public Health Services (Northeast)	-	-	-	-	22,054	-	22,054
8 - National Virus Laboratory Services	-	-	-	-	-	16,413	16,413
24 - Malaria Eradication	-	136,030	-	-	-	-	136,030
28 - P.H.A. Fellowships	33,206	-	-	-	-	-	33,206
35 - São Paulo School of Public Health	-	-	-	-	15,725	-	15,725
39 - Public Health Services (Mato Grosso)	16,607	-	-	-	-	-	16,607



	PAHO	PAHO SMF	PAHO CWSF	PAHO OTHER	WHO	WHO/TA	TOTAL
BRAZIL (continued)							
41 - Malaria Eradication (São Paulo)	-	52,990	-	-	-	-	52,990
42 - Rabies Control	-	-	-	-	289	-	289
49 - Promotion of Community Water Supplies	-	-	3,635	-	-	-	3,635
51 - Yellow Fever Laboratory	6,001	-	-	3/ 4,069	-	-	6,001
66 - Research in Protein Foods	-	-	-	-	-	-	4,069
200 - P.H.A. Fellowships	-	-	-	-	9,780	-	9,780
BRITISH GUIANA							
5 - Malaria Eradication	-	35,289	-	-	-	-	35,289
BRITISH HONDURAS							
1 - Malaria Eradication	-	53,971	-	-	-	-	53,971
5 - Public Health Services	-	-	-	-	8,084	-	8,084
BRITISH VIRGIN ISLANDS							
1 - Aedes Aegypti Eradication	-	-	-	-	-	11,960	11,960
CANADA							
200 - P.H.A. Fellowships	-	-	-	-	10,973	-	10,973
CHILE							
21 - Rehabilitation Center	-	-	-	-	-	26,482	26,482
22 - Institute of Occupational Health	-	-	-	-	-	19,549	19,549
26 - P.H.A. Fellowships	5,752	-	-	-	-	-	5,752
31 - School of Public Health	-	-	-	-	10,379	-	10,379
37 - Medical Education	5,688	-	-	-	-	-	5,688
39 - Training in the Medical Use of Radioisotopes	1,192	-	-	-	-	-	1,192
40 - Promotion of Community Water Supplies	-	-	2,271	-	-	-	2,271
41 - National Planning for Nursing	-	-	-	-	13,835	-	13,835
43 - Administrative Methods and Practices in Public Health	8,149	-	-	-	-	-	8,149
49 - Public Health Services	-	-	-	-	-	6,190	6,190
55 - Institute of Experimental Medicine	-	-	-	-	-	4,059	4,059
COLOMBIA							
4 - Public Health Services	787	-	-	-	-	114,418	115,205
5 - Malaria Eradication	-	165,235	-	-	-	-	165,235
19 - Leprosy Control	-	-	-	-	-	14,652	14,652
21 - P.H.A. Fellowships	4,800	-	-	-	-	-	4,800
24 - School of Public Health	-	-	-	-	30,380	-	30,380
25 - Promotion of Community Water Supplies	-	-	36,261	-	-	-	36,261
52 - Yellow Fever National Institute of Health	25,000	-	-	-	-	-	25,000
200 - P.H.A. Fellowships	-	-	-	-	7,275	-	7,275
COSTA RICA							
2 - Malaria Eradication	-	124,400	-	-	-	-	124,400
14 - Expansion of Local P.H. Services	5,269	-	-	-	-	-	5,269
18 - Advanced Nursing Education	183	-	-	-	-	-	183
22 - Promotion of Community Water Supplies	-	-	772	-	-	-	772
24 - Laboratory for Diagnosis of Virus Diseases	-	-	-	-	2,172	-	2,172
201 - P.H.A. Fellowships	-	-	-	-	-	5,268	5,268
CUBA							
1 - Aedes Aegypti Eradication	62,001	-	-	-	-	-	62,001
3 - Public Health Services	11,843	-	-	-	-	25,737	37,580
4 - Nursing Education	-	-	-	-	13,215	11,476	24,691
5 - Malaria Eradication	-	-	-	-	43,417	-	43,417
11 - Fellowships sponsored by Government of Cuba	-	-	-	4/ 1,072	-	-	1,072

	PAHO	PAHO SMF	PAHO CWSF	PAHO OTHER	WHO	WHO/TA	TOTAL
<b>DOMINICAN REPUBLIC</b>							
2 - Malaria Eradication	-	91,501	-	-	-	-	91,501
3 - Nursing Education	-	-	-	-	19,106	-	19,106
4 - Public Health Services	40,177	-	-	-	11,818	-	51,995
8 - Aedes Aegypti Eradication	25,118	-	-	-	-	-	25,118
9 - P.H.A. Fellowships	-	-	-	-	19,549	-	19,549
11 - P.H.A. Fellowships	9,436	-	-	-	-	-	9,436
14 - Medical Education	6,460	-	-	-	-	-	6,460
15 - Promotion of Community Water Supplies	-	-	6,073	-	-	-	6,073
16 - Veterinary Medical Education	-	-	-	-	-	6,369	6,369
52 - Venereal Disease Control	40,958	-	-	-	-	-	40,958
<b>ECUADOR</b>							
4 - Public Health Services	-	-	-	-	18,720	24,049	42,769
14 - Malaria Eradication	-	107,255	-	-	-	20,267	127,522
16 - Nursing Education	-	-	-	-	16,964	-	16,964
19 - P.H.A. Fellowships	4,345	-	-	-	-	-	4,345
20 - Smallpox Eradication	24,903	-	-	-	-	38,622	63,525
21 - Promotion of Community Water Supplies	-	-	4,456	-	-	-	4,456
53 - National Institute of Nutrition	-	-	-	2/ 21,673	-	-	21,673
<b>EL SALVADOR</b>							
2 - Malaria Eradication	-	118,369	-	-	-	-	118,369
8 - P.H.A. Fellowships	-	-	-	-	8,124	-	8,124
9 - P.H.A. Fellowships	5,796	-	-	-	-	-	5,796
11 - National Public Health Nursing Services	-	-	-	-	-	12,086	12,086
12 - National Environmental Sanitation Services	-	-	-	-	-	16,813	16,813
14 - Promotion of Community Water Supplies	-	-	5,531	6/ 2,199	-	-	7,730
<b>GUATEMALA</b>							
1 - Malaria Eradication	-	106,642	-	-	-	-	106,642
6 - Nursing Education	1,168	-	-	-	-	22,757	23,925
8 - Public Health Services	-	-	-	-	61,919	-	61,919
11 - Tuberculosis Control	-	-	-	-	-	15,833	15,833
14 - Public Health in Schools of Veterinary Medicine	7,757	-	-	-	-	-	7,757
<b>HAITI</b>							
1 - Yaws Eradication	-	-	-	-	30,219	-	30,219
4 - Malaria Eradication	-	108,981	-	-	-	-	108,981
9 - Public Health Laboratory	15,399	-	-	-	-	-	15,399
15 - P.H.A. Fellowships	-	-	-	-	5,495	-	5,495
16 - Public Health Services	12,492	-	-	-	-	55,621	68,113
19 - Medical Education	12,624	-	-	-	-	-	12,624
20 - Nutrition	16,521	-	-	-	-	-	16,521
22 - Promotion of Community Water Supplies	-	-	4,579	-	-	-	4,579
<b>HONDURAS</b>							
1 - Malaria Eradication	-	88,881	-	-	-	-	88,881
4 - Public Health Services	16,341	-	-	-	-	49,020	65,361
6 - P.H.A. Fellowships	743	-	-	-	-	-	743
7 - P.H.A. Fellowships	-	-	-	-	10,060	-	10,060
10 - Port City Development	-	-	-	-	-	22,400	22,400
<b>JAMAICA</b>							
2 - Malaria Eradication	-	61,079	-	-	-	-	61,079
12 - Nursing Education	7,522	-	-	-	-	-	7,522
15 - Health Legislation	521	-	-	-	-	-	521
<b>MEXICO</b>							
14 - Nursing Education	12,241	-	-	-	-	-	12,241
15 - State Health Services	13,219	-	-	-	65,026	-	78,245
25 - P.H.A. Fellowships	12,873	-	-	-	-	-	12,873
26 - Aedes Aegypti Eradication	23,584	-	-	-	-	-	23,584
28 - Public Health Laboratory	11,470	-	-	-	-	-	11,470
29 - Leprosy Control	-	-	-	-	15,212	-	15,212

	PAHO	PAHO SMF	PAHO CWSF	PAHO OTHER	WHO	WHO/TA	TOTAL
<b>MEXICO (continued)</b>							
30 - School of Public Health	-	-	-	-	7,788	-	7,788
35 - Environmental Sanitation Training	-	-	-	-	4,460	-	4,460
38 - Tuberculosis Control	-	-	-	-	16,741	2,022	18,763
39 - Promotion of Community Water Supplies	-	-	38,533	-	-	-	38,533
53 - Malaria Eradication	-	269,790	-	-	-	71,079	340,869
<b>NETHERLANDS ANTILLES</b>							
1 - Aedes Aegypti Eradication	-	-	-	-	-	13,425	13,425
<b>NICARAGUA</b>							
1 - Malaria Eradication	-	147,385	-	-	-	-	147,385
5 - Nursing Education	-	-	-	-	27,235	-	27,235
6 - P.H.A. Fellowships	-	-	-	-	6,910	-	6,910
7 - P.H.A. Fellowships	2,350	-	-	-	-	-	2,350
10 - Promotion of Community Water Supplies	-	-	6,918	-	-	-	6,918
<b>PANAMA</b>							
1 - Public Health Services	10,301	-	-	-	-	51,579	61,880
2 - Malaria Eradication	-	89,433	-	-	-	-	89,433
7 - P.H.A. Fellowships	-	-	-	-	5,685	-	5,685
8 - P.H.A. Fellowships	14,762	-	-	-	-	-	14,762
9 - Promotion of Community Water Supplies	-	-	4,529	-	-	-	4,529
<b>PARAGUAY</b>							
1 - Malaria Eradication	-	69,509	-	-	-	-	69,509
10 - Public Health Services	15,550	-	-	-	-	59,953	75,503
12 - P.H.A. Fellowships	-	-	-	-	2,365	-	2,365
19 - Promotion of Community Water Supplies	-	-	2,040	2/ 3,669	-	-	5,709
<b>PERU</b>							
5 - Malaria Eradication	-	78,445	-	-	-	37,365	115,810
15 - Advanced Nursing Education	-	-	-	-	12,103	-	12,103
21 - P.H.A. Fellowships	-	-	-	-	19,780	-	19,780
22 - Public Health Services	-	-	-	-	-	32,233	32,233
23 - Joint Field Mission on Indigenous Populations	-	-	-	-	-	2,518	2,518
30 - Promotion of Community Water Supplies	-	-	19,599	-	-	27,640	47,239
32-- Infantile Diarrhea and Malnutrition	-	-	-	2/ 57,586	-	-	57,586
<b>SURINAM</b>							
1 - Malaria Eradication	-	71,237	-	-	-	-	71,237
51 - Aedes Aegypti Eradication	-	-	-	-	13,982	-	13,982
<b>UNITED STATES</b>							
10 - Consultants in Specialized Fields of Public Health	-	-	-	-	5,728	-	5,728
11 - P.H.A. Fellowships	10,986	-	-	-	-	-	10,986
12 - Medical and Public Health Training	7,061	-	-	-	-	-	7,061
200 - P.H.A. Fellowships	-	-	-	-	9,790	-	9,790
<b>URUGUAY</b>							
5 - Public Health Services	-	-	-	-	-	64,531	64,531
10 - P.H.A. Fellowships	5,493	-	-	-	-	-	5,493
13 - Training of Health Personnel	8,185	-	-	-	-	-	8,185
<b>VENEZUELA</b>							
2 - Mental Health	-	-	-	-	2,328	-	2,328
7 - Malaria Eradication	-	1,327	-	-	-	-	1,327
9 - P.H.A. Fellowships	6,673	-	-	-	-	-	6,673
10 - P.H.A. Fellowships	-	-	-	-	13,181	-	13,181
14 - Nursing Education	-	-	-	-	-	6,296	6,296
16 - Aedes Aegypti Eradication	58,318	-	-	-	-	-	58,318
18 - National Institute of Hygiene	1,866	-	-	-	-	-	1,866

	PABO	PAHO SMF	PAHO CWSF	PAHO OTHER	WHO	WHO/TA	TOTAL
VENEZUELA (continued)							
19 - School of Public Health	-	-	-	-	13,848	-	13,848
27 - Promotion of Community Water Supplies	-	-	22,607	-	-	-	22,607
WEST INDIES							
1 - Aedes Aegypti Eradication	-	-	-	-	-	23,191	23,191
3 - Nursing Services	-	-	-	-	12,215	18,318	30,533
4 - P.H.A. Fellowships	16,124	-	-	-	-	-	16,124
9 - P.H.A. Fellowships	-	-	-	-	-	23,853	23,853
17 - Malaria Eradication (Windward Islands)	-	24,298	-	-	-	-	24,298
18 - Promotion of Community Water Supplies	-	-	12,292	-	-	10,418	22,710
INTER-COUNTRY AND INTER-ZONE							
AMRO							
3 - Rehabilitation	17,356	-	-	-	-	-	17,356
8 - Aedes Aegypti Eradication (Caribbean)	-	-	-	-	-	25,892	25,892
9.3 - Seminar on Alcoholism	2,200	-	-	-	-	-	2,200
10 - Program for Biostatistics Education	-	-	-	-	-	50,486	50,486
16 - Assistance to Schools of Public Health	-	-	-	-	1,191	-	1,191
18 - Medical Education	-	-	-	-	23,418	-	23,418
28 - Advanced Nursing Education	-	-	-	-	16,428	-	16,428
35 - Fellowships (Unspecified)	35,046	-	-	-	-	-	35,046
45 - Laboratory Services	-	-	-	-	5,039	-	5,039
46.8 - Seminar on Nursing Education	-	-	-	-	15,806	-	15,806
47 - Yaws Eradication and Syphilis Control (Caribbean)	-	-	-	14/	19,733	-	19,733
54 - Collaboration with INCAP	62,336	-	-	-	673,983	-	736,319
60 - Smallpox Eradication	2,525	-	-	-	5,760	-	8,285
62 - Public Health Aspects of Housing	14,697	-	-	-	-	-	14,697
63 - Schools of Nursing	-	-	-	8/	1,852	-	1,852
72 - Dental Health	10,625	-	-	-	12,005	-	22,630
76 - Vaccine Testing	-	-	-	-	5,153	-	5,153
77 - Pan American Foot and Mouth Disease Center	-	-	-	2/	525,589	-	525,589
77.1 - Pan American Foot and Mouth Disease Center	-	-	-	10/	-	-	-
81 - Pan American Zoonoses Center	46,558	-	-	11/	5,576	-	5,576
85 - Latin American Center for Classification of Diseases	-	-	-	-	94,459	45,912	186,929
86 - Health Statistics (Zone III)	-	-	-	-	15,000	-	15,000
88 - Aedes Aegypti Eradication	20,799	-	-	-	22,051	-	22,051
90 - Malaria Technical Advisory Services (Interzone)	-	81,028	-	-	-	-	81,028
93 - Health Education (Zone II)	-	-	-	-	20,211	-	20,211
94 - Diarrheal Diseases in Childhood	30,694	-	-	-	-	-	30,694
95 - Environmental Sanitation (Caribbean)	13,522	-	-	16/	20,313	30,335	64,170
110 - Tuberculosis Prevention	-	-	-	-	934	-	934
112 - Community Development Training Center	-	-	-	-	15,213	-	15,213
114 - Training Center for Malaria Eradication (Mexico)	-	12,013	-	-	-	-	12,013
117 - Malaria Technical Advisory Services (Zone I)	-	86,753	-	-	-	-	86,753
118 - Malaria Technical Advisory Services (Zone III)	-	51,354	-	-	-	-	51,354
119 - Malaria Technical Advisory Services (Zone IV)	-	57,707	-	-	-	-	57,707
134 - Training Center for Malaria Eradication (Kingston, Jamaica)	-	71,235	-	-	-	-	71,235
135 - Malaria Eradication (Trainees)	-	34,609	-	-	-	-	34,609
137 - Training Center for Malaria Eradication (São Paulo)	-	4,624	-	-	-	-	4,624
142 - Health Aspects of Radiation	-	-	-	-	26,974	-	26,974
143 - Health Statistics (Zone IV)	-	-	-	-	16,117	-	16,117

	PAHO	PAHO SMF	PAHO CWSF	PAHO OTHER	WHO	WHO/TA	TOTAL
AMRO (Continued)							
144 - Health Statistics (Zone II)	-	-	-	-	16,852	-	16,852
149 - Leprosy Control	-	-	-	-	4,385	-	4,385
150 - Food and Drug Services	3,139	-	-	-	-	-	3,139
155 - Schistosomiasis Control	6,306	-	-	-	-	-	6,306
156 - Training Program in Hospital Statistics	11,321	-	-	-	-	-	11,321
157 - Health Statistics (Zone I)	7,343	-	-	-	-	-	7,343
159 - Health Statistics (Zone VI)	16,160	-	-	-	-	-	16,160
160 - Yaws Eradication and Venereal Disease Control	3,477	-	-	-	-	-	3,477
163 - Epidemiology (Zone VI)	21,843	-	-	-	-	-	21,843
165 - Nutrition Advisory Services (Interzone)	33,533	-	-	-	6,050	-	39,583
178 - Veterinary Public Health (Zone II)	21,575	-	-	-	-	-	21,575
179 - Veterinary Public Health (Zone IV)	20,000	-	-	-	-	-	20,000
181 - Live Poliovirus Vaccine Studies	-	-	-	12/ 1,155	-	-	1,155
183 - Nursing Midwifery	16,845	-	-	-	-	-	16,845
185 - Medical Care and Hospital Organization	690	-	-	-	-	-	690
187 - Promotion of Community Water Supplies	-	-	65,744	-	-	-	65,744
188 - Veterinary Public Health (Zone III)	-	-	-	-	19,457	-	19,457
189 - Veterinary Public Health (Zone V)	-	-	-	-	15,792	-	15,792
196 - Insecticide Testing Teams	-	159,865	-	-	-	-	159,865
198 - Administrative Methods and Practices in Public Health	8,240	-	-	7/ 5,000	-	-	13,240
202 - Leprosy Control (Zone III)	16,728	-	-	-	-	-	16,728
203 - Epidemiology (Zone III)	22,596	-	-	-	-	-	22,596
204 - Sanitary Engineering (Zone I)	-	-	-	-	6,780	-	6,780
205 - Sanitary Engineering (Zone II)	-	-	-	-	21,679	-	21,679
206 - Sanitary Engineering (Zone III)	-	-	-	-	4,034	-	4,034
207 - Sanitary Engineering (Zone IV)	-	-	-	-	22,848	-	22,848
209 - Sanitary Engineering (Zone VI)	-	-	-	-	31,115	-	31,115
213 - Seminar on Public Health Nursing Services (Z-III)	955	-	-	-	-	-	955
220 - Malaria Eradication Epidemiology Teams	-	125,268	-	-	-	-	125,268
234 - Sewage Disposal and Water Pollution Control	6,771	-	-	-	-	-	6,771
236 - Refuse and Garbage Disposal	-	-	-	-	4,375	-	4,375
237 - Medical Education (Zone III)	626	-	-	-	-	-	626
241 - Advisory Committee on Statistics	3,310	-	-	-	-	-	3,310
242 - Seminars on Water Supply Design, Construction and Management	-	-	39,812	-	-	-	39,812
245 - Training Course on Nursing Supervision and Administration (Zone I)	28,993	-	-	-	-	-	28,993
247 - Teaching of Statistics in Medical Schools	3,136	-	-	-	-	-	3,136
256 - Industrial Hygiene	4,460	-	-	8/ 16,960	-	-	4,460
257 - Seminar on Dental Education	17,441	-	-	-	-	-	17,441
262 - Nutrition Advisory Services (Zone IV)	-	-	-	-	20,627	-	20,627
263 - Leprosy Control (Zone IV)	369	-	-	-	-	-	369
266 - Regional Development of Epidemiological Studies	-	-	-	2/ 150,740	-	-	150,740
269 - Nutrition Advisory Services (Zone I)	-	-	-	-	15,352	-	15,352
270 - Courses in Design of Water Supply Structures	-	-	48,722	-	-	-	48,722
272 - Group Study of Medical School Organization	13,838	-	-	-	-	-	13,838
273 - Seminar on Mental Health	20,386	-	-	-	-	-	20,386

	PAHO	PAHO SMF	PAHO CWSF	PAHO OTHER	WHO	WHO/TA	TOTAL
AMRO (Continued)							
275 - Chagas Disease	1,500	-	-	-	-	-	1,500
276 - Sewage Treatment and Disposal	23,769	-	-	-	-	-	23,769
277 - Manual on School Sanitation	3,890	-	-	-	-	-	3,890
279 - Study Group on Water Quality Standards	3,482	-	-	13/-	-	-	3,482
281 - Planning Advisory Group	34,596	-	-	58,636	-	-	93,232
283 - Coordination of International Research	15,282	-	-	2/102,655	-	-	117,937
303 - Planning and Organization of Hospital Services (Zone III)	17,025	-	-	-	-	-	17,025
304 - Planning and Organization of Hospital Services (Zone VI)	16,304	-	-	8/3,257	-	-	19,561
305 - Leprosy Control (Zone VI)	-	-	-	-	12,992	-	12,992
306 - Conference on Post Graduate Training in Health Education	-	-	-	-	13,954	-	13,954
307 - Field Office - El Paso	102,338	-	-	-	-	-	102,338
308 - Potable Water Resource Survey	-	-	-	-	-	6,845	6,845
309 - Program Evaluation	4,396	-	-	-	-	-	4,396
310 - Study on Production of Biologicals	726	-	-	6/10,300	-	-	11,026
314 - Planning (Zone II)	2,738	-	-	-	-	-	2,738
316 - Tuberculosis Control (Zone IV)	-	-	-	-	13,673	-	13,673
333 - Seminar on Malaria Problems in the Guianas	-	2,482	-	-	-	-	2,482
334 - Etiology of Congenital Malformations	-	-	-	2/325	-	-	325
345 - Ground Water Course	-	-	18,309	-	-	-	18,309
Repatriation Grant	25,079	-	-	-	-	-	25,079
Total	1,639,730	2,777,116	346,859	1,777,536	1,131,506	1,298,864	8,971,611
Less: Expenditures for Projects Comprising Part IV	(187,500) <sup>15/</sup>	-	-	-	-	-	(187,500)
TOTAL PROJECTS	1,452,230	2,777,116	346,859	1,777,536	1,131,506	1,298,864	8,784,111
EDITORIAL SERVICES AND PUBLICATIONS							
EDITORIAL SERVICES	75,917	-	-	-	-	-	75,917
PUBLICATIONS							
PASB Bulletin	50,408	-	-	-	-	-	50,408
Statistical Publications and Reports	10,241	-	-	-	-	-	10,241
Special Publications	39,882	-	-	-	-	-	39,882
Special Malaria Publications	-	6,542	-	-	-	-	6,542
Total	176,448	6,542	-	-	-	-	182,990
TOTAL PART III	2,450,604	2,808,313	346,859	1,830,536	1,216,195	1,298,864	9,951,371
TOTAL PART IV	187,500 <sup>15/</sup>	-	-	-	-	-	187,500
GRAND TOTAL PARTS I, II, III and IV	4,751,018	2,843,785	354,018	1,830,536	2,280,814	1,298,864	13,359,035

See next page for notes

NOTES :

<u>1/</u> Contribution from the Government of Venezuela		
<u>2/</u> Grant Funds - U.S. Public Health Service NIH		
<u>3/</u> Grant Funds - National Academy of Sciences - National Research Council		
<u>4/</u> Contribution from the Government of Cuba		
<u>5/</u> Grant Funds - E. I. Dupont de Nemours and Co.		3
W. K. Kellogg Foundation		1,882
Research Corporation - Williams Waterman Fund		12,631
U.S. Public Health Service NIH		7,157
<u>6/</u> Contribution from the Inter-American Development Bank		
<u>7/</u> Grant Funds - United Nations		
<u>8/</u> Grant Funds - W. K. Kellogg Foundation		
<u>9/</u> OAS/TCP		
<u>10/</u> Grant Funds - Agency for International Development		
<u>11/</u> Contribution from the Government of Argentina		68,165
Grant Funds - Squibb and Sons		67
Industrias Kaiser Argentina S.A.		3
Government of Argentina - Eradication of Brucellosis		7,161
Experimental Control of Fox Populations		15,418
U.S. Public Health Service NIH		3,645
<u>12/</u> Grant Funds - American Cyanamid Company		
<u>13/</u> Grant Funds - Pan American Union		
<u>14/</u> INCAP - Regular Budget		149,668
INCAP - Grants and Contributions		524,315
<u>15/</u> Special Fund for Health Promotion:		
Brazil-28 P.H.A. Fellowships (Partial)	22,985	
Haiti-20 Nutrition	16,521	
AMRO-35 Fellowships (Partial)	32,672	
AMRO-72 Dental Health (Partial)	9,799	
AMRO-165 Nutrition Advisory Services (Partial)	32,719	
AMRO-237 Medical Education	626	
AMRO-245 Training Course on Nursing Supervision and Administration(Partial)	28,077	
AMRO-272 Group Study of Medical School Organization (Partial)	13,265	
AMRO-281 Planning Advisory Group (Partial)	30,836	187,500
<u>16/</u> UNICEF		

**REPORT OF THE EXTERNAL AUDITOR**





Washington, D. C.  
28 March 1963


Sir:

I have the honour to transmit the financial statements of the Pan American Health Organization in respect of the year 1 January to 31 December 1962, which were submitted by the Director, Pan American Sanitary Bureau.

In accordance with the Financial Regulations, I have the honour to present my report with regard to the above-mentioned period.

I have the honour to be, Sir,

Your obedient servant,

  
Uno Brunskog  
External Auditor

The Chairman of the  
Directing Council of the  
Pan American Health Organization



REPORT OF THE EXTERNAL AUDITOR  
ON THE AUDIT OF THE ACCOUNTS OF THE  
PAN AMERICAN HEALTH ORGANIZATION  
FOR THE FINANCIAL YEAR 1962

1. Introduction

- 1.1 The audit of the accounts of the Pan American Health Organization for the financial year 1962 has been carried out in accordance with the terms of my appointment as the External Auditor and Article XII of the Financial Regulations of the Organization.
- 1.2 There has been no material change in either the scope or the character of the audit compared with those of earlier years. Transactions, accounts and inventories were examined to the extent necessary to satisfy myself as to the correctness of the accounts. I have also examined the reports of the internal auditors and have been able to review their work which has given me complete satisfaction.
- 1.3 With regard to the audit of the 1962 accounts and its result, I wish to state specifically that to my knowledge there have been no cases of fraud or presumptive fraud. The financial transactions have been carried out in conformity with the rules, regulations and policies of the Organization. I consider that the management of the different funds of the Organization has been good.
- 1.4 I have certified the correctness of the following financial statements relating to the Pan American Health Organization which have been transmitted to me by the Director:

Statement of Appropriations, Obligations and Balances  
for the year 1962 (Exhibit I);

Statement of Income and Expenditure for the 1962  
Budget (Exhibit II);

Statement of Assets and Liabilities as of  
31 December 1962 (Exhibit III);

Consolidated Statement of Income and Expenditure for  
the financial year 1962 and Status of Funds as of  
31 December 1962 (Exhibit IV);

and the following statements relating to the Institute of Nutrition of Central America and Panama which is administered by the Pan American Sanitary Bureau, viz:

Statement of Appropriations, Obligations and Balances for the year 1962 (Exhibit V);

Statement of Income and Expenditure for the 1962 Budget (Exhibit VI);

Statement of Assets and Liabilities as of 31 December 1962 (Exhibit VII);

and the following statements concerning the Organization of American States Program of Technical Cooperation which is administered by the Pan American Health Organization:

Statement of Income and Expenditure for the year ended 31 December 1962 (Exhibit VIII);

Statement of Assets and Liabilities as of 31 December 1962 (Exhibit IX).

2. Budgetary Expenditure

2.1 An amount of \$4,751,018 has been obligated against the total appropriated budget of \$5,240,000, leaving an unobligated balance of \$488,982. In the year 1961 the corresponding unobligated figure was \$108,255.

2.2 The budgetary expenditure for 1962 compared with those of the two preceding years was as follows:

	1960		1961		1962	
	Thousands	%	Thousands	%	Thousands	%
	\$		\$		\$	
Authorized Budget	4,100	-	4,800	-	5,240	-

	1960		1961		1962	
	Thousands		Thousands		Thousands	
	\$	%	\$	%	\$	%
<u>Obligations by Part</u>						
I Pan American Health Organization	202	5	216	5	369	8
II Pan American Health Organization - Headquarters	1,385	38	1,478	31	1,744	37
III Pan American Health Organization - Field and Other Programs	2,092	57	2,698	57	2,451	51
IV Special Fund for Health Promotion	-		-		187	4
V Amount for Increasing the Working Capital Fund	-		300	7	-	
	3,679	100	4,692	100	4,751	100
Percentage of authorized budget obligated	89.73%		97.75%		90.67%	

2.3 Expenditure against the 1962 budget reveals a somewhat anomalous situation. Whereas comparison with expenditure incurred during 1961 shows an increase in Part I and Part II both in amount and as a percentage of the total budgetary expenditure the opposite is the case in Part III. The percentage changes and the main reasons therefore are outlined as follows:

Part I Increase of 3 per cent. in the share of the total budgetary expenditure mainly due to the heavy cash outlay involved in holding the XVI Pan American Sanitary Conference in Minneapolis rather than in Buenos Aires as planned.

Part II Increase of 6 per cent. in the share of the total budgetary expenditure mainly due to the introduction of the new professional salary scale and allowances.

Part III Decrease of 6 per cent. in the share of the total budgetary expenditure mainly due to the cut-back of the program as the result of poor collections of contributions.

Part V Decrease of 7 per cent. in the share of the total budgetary expenditure due to poor collections of contributions. Even without any transfer to the Working Capital Fund there is a deficit, as mentioned later in my report. It is therefore evident that the Organization has not the money available to make any transfer to the Working Capital Fund as was intended. Consequently, as can be seen from Exhibit I the proposed transfer of \$300,000 has not taken place, and has instead been shown as an "unobligated balance expired". Such was the financial situation of the Organization in 1962.

2.4 In 1962 the Executive Committee approved that \$294,283 should be transferred from Part V to Parts I, II and III in order to meet the expenditure connected with the new scale of salaries and allowances. In view of the financial situation this approval was not implemented, and in order to meet the increased expenditure under Part I and II the Director transferred \$256,327 from Part III to Parts I and II.

### 3. Budgetary Income

3.1 Revenues during 1962 compared with those of 1961 and 1960, were as follows:

	<u>1960</u>	<u>1961</u>	<u>1962</u>
Authorized budget	\$4,100,000	\$4,800,000	\$5,240,000
<hr/>			
Contributions collected from Member States relating to:			
the current year	\$3,052,661	\$3,971,013	\$3,940,234
previous years	433,186	836,532	348,550

	<u>1960</u>	<u>1961</u>	<u>1962</u>
Contributions collected on behalf of the territories of France, Kingdom of the Netherlands, and the United Kingdom relating to:			
the current year	39,885	46,846	36,101
previous years	4,212	-	-
3% Procurement charges	9,315	3,421	6,957
Interest earned	80,107	57,061	69,249
Sale of equipment	9,239	8,155	7,693
Sale of publications	5,217	1,837	1,237
Gain on currency exchange	2,175	2,822	4,478
Miscellaneous	5,248	6,819	4,947
Excess of Reserve for Unliquidated Obligations	-	21,113	43,162
Total budgetary income	\$3,641,245	\$4,955,619	\$4,462,608
Percentage of the authorized budget	88.81%	103.24%	85.16%

3.2 The total budgetary income for 1962 is \$777,392 lower than the authorized budget. In 1961 the income was \$155,619 higher than the authorized budget. The bad result in 1962 is entirely due to the non-payment of contributions.

3.3 The following table shows the collection of contributions for the last five years:

Year	<u>Contributions</u>		Percentage of assessed contributions
	Assessed	Collected for current year	
1962	\$5,140,000	\$3,940,234	76.66
1961	4,700,000	3,971,013	84.49
1960	4,000,000	3,052,661	76.32
1959	3,500,000	2,848,857	81.40
1958	2,900,000	2,269,380	78.25



With the exception of 1960 the percentage of contributions collected in 1962 is the lowest of the last twelve years i.e. since the budget reached a level of two million dollars.

- 3.4 It should be noted that, of the 76.66 per cent. of current quotas, one Member State has paid 66 per cent. and the other Members together only 10.66 per cent. of the assessed contributions. In fact, of the twenty one Member States only five paid their quotas for 1962 in full, in spite of the efforts made by the Headquarters officials and the Zone Representatives.<sup>1/</sup>
- 3.5 Arrears were collected in 1962 totalling \$348,550 against \$836,532 in 1961. During 1962 the total of uncollected arrears increased by \$851,216. The increase in the arrears during the last five years amounted to \$1,726,081 as can be seen from the following table:<sup>1/</sup>

	Thousands of dollars				
	<u>1958</u>	<u>1959</u>	<u>1960</u>	<u>1961</u>	<u>1962</u>
Unpaid balance of arrears of contributions as at 1 January	476	864	944	1,458	1,351
Arrears collected during year	242	571	433	836	349
Balance of arrears from prior years	234	293	511	622	1,002
Add: Uncollected quotas for current year	630	651	947	729	1,200
Unpaid balance of contributions for current and prior years as at 31 December	864	944	1,458	1,351	2,202 <sup>2/</sup>

<sup>1/</sup> Figures and references are to Member States assessed under the OAS scale per Appropriation Resolution II of the XIII Directing Council.

<sup>2/</sup> As from 1 January to 28 March 1963 receipts of \$427,818 have reduced the arrears to \$1,744,182.

3.6 At 31 December 1962 the following Member States had not paid contributions in full for two or more years:

Argentina	-	3 years:	an amount of \$1,040,004
Bolivia	-	12 years:	an amount of \$ 117,150
Costa Rica	-	2 years:	an amount of \$ 22,388
Cuba	-	2 years:	an amount of \$ 180,072
Haiti	-	3 years:	an amount of \$ 41,006
Panama	-	2 years:	an amount of \$ 26,936
Paraguay	-	5 years:	an amount of \$ 57,706
Uruguay	-	3 years:	an amount of \$ 121,792

It should be noted that the arrears must first be paid before collections of contributions for the current year are credited to the income budget, and it is obvious that unless the collection situation improves the only way for the Bureau to operate on a sound financial basis will be to reduce the budgeted activities drastically.

3.7 As indicated in the following table the purchases on behalf of government administrations and public institutions have doubled during 1962, with a corresponding increase in the 3% procurement charge income. The income increased by \$3,539 over the 1961 figure, compared with a decrease in 1961 of \$5,897 over the 1960 figure.

	<u>1960</u>	<u>1961</u>	<u>1962</u>
Purchases on behalf of government administrations and public institutions	\$310,500	\$113,929	\$231,907
Shipment, freight and insurance costs, etc.	11,387	12,907	8,287
3% Procurement charges	9,315	3,418	6,957
<b>Total</b>	<b>\$331,202</b>	<b>\$130,254</b>	<b>\$247,151</b>

3.8 Procurement charges are made only on purchases for government administrations and public institutions and only on the net purchase price, excluding freight, loading, insurance cost, etc. Procurement in connection with the field activities or of the Organization itself, or on behalf of the World Health Organization are not included in the above table.

3.9 As can be seen from paragraph 12 below \$9,794 have been written off. There are still three small amounts due to the Bureau, totalling \$74, due to costs slightly in excess of estimates. It is understood that action is being taken to collect these amounts.

#### 4. Deficit

In 1962 there was a deficit (i.e. the difference between the obligations incurred and the budgetary income in cash) amounting to \$288,410 as can be seen from Exhibit II. This amount has been covered by a withdrawal from the Working Capital Fund. In 1961 there was a cash surplus of \$263,874 which was transferred to the Working Capital Fund.

#### 5. Working Capital Fund

5.1 Resolution VII of the XI Meeting of the Directing Council indicated that the Working Capital Fund should gradually increase until the Fund reaches 60 per cent. of the budget level and approved a policy of providing in future budgets an amount for the purpose. Article III, paragraph 103.4 of the Financial Rules of the Pan American Health Organization reads as follows: "Any surplus of funds arising from an excess of income over obligations shall be transferred to the Working Capital Fund".

5.2 The Working Capital Fund as at 1 January 1962 amounted to \$1,707,059. It was the intention to increase the Fund to over \$2,000,000 as at 31 December 1962 by the transfer thereto of \$300,000. However, as can be seen from paragraph 2.3 above this transfer could not be made due to the poor collection of contributions. On the contrary, to cover the budgetary deficit in 1962 there was the withdrawal from the Fund of \$288,410 mentioned in paragraph 4 above. As a result the balance of the Fund as at 31 December 1962 was reduced to \$1,418,649 or 27 per cent. of the authorized budget as compared with the 60 per cent. approved by the Directing Council.

#### 6. Emergency Procurement Revolving Fund

6.1 The Directing Council created at its III Meeting an Emergency Procurement Fund in the amount of \$50,000 in order to provide immediate relief to Member States in cases of unforeseen emergency health problems.

6.2 In 1962 procurement totalled \$19,933. At 31 December 1962 the cash balance was \$33,999 and claims on Member States totalled \$16,001, of which a claim of \$2,050 had been outstanding since 1961.

7. Building Fund

The balance of the Building Fund as at 1 January 1962 amounted to \$272,068 and was increased by \$6,628 from interest earned. During 1962 expenditure amounted to \$113,410, of which \$106,000 represented a portion of the architects' fees, which will be paid according to the standard contract of 6 per cent. of the total cost of the building.

8. Special Malaria Fund

8.1 Starting from 1 January 1957 voluntary contributions to the Special Malaria Fund reached the amount of \$11,509,400 as of 31 December 1962, received from the following countries:

Government of Colombia	\$	5,000
Government of the Dominican Republic		200,000
Government of Haiti		5,000
Government of the United States of America		11,000,000
Government of Venezuela		299,400

8.2 The analysis of income and expenditure of the fund since it was established in 1957 is as follows:

Voluntary contributions in cash	\$11,509,400	
Interest and discount earned	494,674	
Miscellaneous	<u>21,293</u>	\$12,025,367
Expenditure	\$11,790,163	
Less: Savings in Unliquidated obligations	<u>145,398</u>	<u>11,644,765</u>
Balance as at 31 December 1962		<u>\$380,602</u>

8.3 The Director authorized an ex-gratia payment of \$950 to a third party whose property was damaged by a staff member who had become mentally deranged. Relatives of the staff member have indicated they will reimburse this amount.

9. Community Water Supply Fund

9.1 The total voluntary contributions to the Community Water Supply Fund from 1 January 1960 to 31 December 1962 amounted to \$641,418, received from the following countries:

Government of the United States of America	\$625,000
Government of Venezuela	16,418

9.2 The income, expenditure and status of the fund as from its inception are shown below:

Voluntary contributions in cash	\$641,418	
Interest and discount earned	16,676	
Miscellaneous	<u>1,011</u>	\$659,105
Expenditure	\$601,947	
Less: Savings in unliquidated obligations	<u>4,483</u>	<u>597,464</u>
Balance as at 31 December 1962		<u>\$ 61,641</u>

10. Reserves for Trust Funds and Grants

10.1 During 1962 the Director decided that financial prudence dictated the necessity of building up over the three years ending 31 December 1964 reserves to cover the cost of repatriation travel, accrued annual leave entitlements and indemnity payments for staff members financed from grants and voluntary contributions.

In consequence thereof an initial sum of \$218,773 has this year been set aside and is made up as follows:

Special Malaria Fund Personnel	\$198,467
Community Water Supply Fund Personnel	16,053
Zoonoses Center Personnel	<u>4,253</u>
	\$218,773

This amount included in the figure of \$410,780 shown under Accrued Termination and Repatriation Entitlements in the Statement of Assets and Liabilities. The balance of \$192,007 represents

repatriation grants relating to PASB personnel, and compares with the sum of \$146,604 shown under the heading of Accrued Repatriation Entitlements at 31 December 1961.

10.2 In view of the great difficulty which the PAHO Regular budget would have to pay termination costs of staff which may have to be met after grants or voluntary contributions cease, I commend the decision to build up these reserves. At the same time I would draw attention that savings resulting from over estimates of this reserve should normally revert to the source.

11. Losses

11.1 During 1962 items of equipment mentioned below were missing:

1 typewriter with a book value of	\$220
1 typewriter with a book value of	203
1 taperecorder with a book value of	239
1 fan with a book value of	46

The losses of the typewriters have been fully covered by reimbursement from the insurance company. An amount of only \$69 has been recovered in respect of the tape-recorder due to its age. Claim for the loss of the fan has not so far been made.

11.2 The claims for the two missing typewriters in 1961 which I reported on last year have been settled by the insurance company.

12. Write-off of Certain Uncollected Procurement Service Receivables

In 1957 the Organization established a \$12,436 Reserve for Doubtful Accounts to cover certain long over-due receivables growing out of Procurement Service transactions dating before September 1951, when the Organization adopted its present advance payment requirement. Since establishment of this Reserve, some \$2,642 has been collected. All further attempts to collect having failed, the Director has authorized, in accordance with Financial Regulation 10.4, writing-off of the balances as follows:

(i) Ministerio de Salubridad, Bolivia for drugs and medical supplies shipped in 1949.	\$8,664
(ii) Yellow Fever Service, Brazil for supplies consisting of needles and laboratory containers for use in the yellow fever program in Brazil in 1951.	483
(iii) Director General de Salud Pública, Guatemala. This amount has been outstanding since 1951.	647
	<hr/>
	\$9,794

13. Fellowships

It is of interest to note the following figures which indicate the extent of the fellowship program financed from the different funds under the Bureau's control:

Fellowships not completed as at 1 January 1962		\$312,229
Awards placed during 1962		<u>370,212</u>
Total		\$682,441
Liquidated in 1962	\$584,224	
Cancellations of awards	<u>21,592</u>	<u>605,816</u>
Outstanding at 31 December 1962		<u>\$ 76,625</u>
Of which:		
relating to 1961 and prior years		\$ 16,289
relating to 1962		\$ 60,336

14. Recentralization of administrative service

14.1 In 1962 some of the administrative work carried out in the Zone Offices has been transferred back to Headquarters and the remaining administrative functions in the Zone Offices will probably be transferred to Washington in 1963.

In connection with the transfer of the administrative work from the Zone Offices to Headquarters, the administrative structure of the Bureau has been streamlined, procedures are being revised, new techniques introduced and changes in the staffing pattern of many units have taken place.

14.2 The final savings in the total annual administrative costs are estimated to reach some \$400,000, but I will point out that there will probably be some increase of personnel costs both in the finance and personnel units taking into account the overtime which has been spent in these units during 1962.

14.3 The Director will certainly give detailed information concerning all relevant facts appertaining to the recentralization to the Executive Committee of the Directing Council.


15. Reflections

It is unnecessary, I think, to make any statement concerning my impressions of the audit of the accounts for 1962, because I have already mentioned them in paragraphs 1.3, 2.3, 3.2, 3.5, 3.6, and 5.3. I am deeply concerned with the bad condition of contributions relating to both arrears and current quotas.

Further study should be given to all possible ways of encouraging and facilitating payment of quotas. Since arrears of two or more years are the most serious, it might be advisable for the Governing Bodies to consider the experience of WHO and other international organizations, including the effect of their constitutional provisions making possible the limitation of privileges and services. Solutions need to be found to assure sound financing for the program.

\* \* \* \* \*

16. The audit was facilitated by the officers of the Organization, and I am pleased to state that the necessary help was given me in the most obliging manner, for which I express my appreciation.

  
Uno Brunskog  
External Auditor

Washington, D. C.  
28 March 1963