

Official Documents
of the
Pan American Health Organization
No. 91

File Copy
Pan American Sanitary Bureau
Library

APR 16 1969

Financial Report of the Director and Report of the External Auditor

1 January — 31 December 1968



PAN AMERICAN HEALTH ORGANIZATION
Pan American Sanitary Bureau, Regional Office of the
WORLD HEALTH ORGANIZATION
April 1969

Official Documents
of the
Pan American Health Organization
No. 91

INFORMAL

Financial Report of the Director and Report of the External Auditor 1 January — 31 December 1968



PAN AMERICAN HEALTH ORGANIZATION
Pan American Sanitary Bureau, Regional Office of the
WORLD HEALTH ORGANIZATION
525 Twenty-third Street, N.W.
Washington, D.C. 20037, U.S.A.

CONTENTS

Page

REPORT OF THE DIRECTOR

Letter of Transmittal	iii
Introduction	1
PAHO Regular, Special and Trust Funds	
Notes	11
Exhibit I: Statement of Appropriations, Obligations and Balances for the year 1968	13
Exhibit II: Statement of Income and Expenditure for the 1968 Budget	14
Exhibit III: Statement of Assets and Liabilities as of 31 December 1968	15
Exhibit IV: Statement of Income and Expenditure for the Financial Year 1968 and Balances of Funds as of 31 December 1968	16
Schedule 1: Investments as of 31 December 1968	17
Schedule 2: Statement of Quota Contributions due from Member Governments and Participating Governments	18
Schedule 3: Statement of Procurement Services Effectuated on Behalf of Government Administrations, Public Institutions, etc.	20
Schedule 4: Emergency Procurement Revolving Fund Statement of Activity during 1968	21
Schedule 5: Special Malaria Fund - Statement of Income and Expenditure - Year ended 31 December 1968	22
Schedule 6: Community Water Supply Fund - Statement of Income and Expenditure - Year ended 31 December 1968	23
Schedule 7: Building Fund - Statement of Income and Expenditure - Year ended 31 December 1968	24
Schedule 8: Status of Trust Funds as of 31 December 1968	25
Institute of Nutrition of Central America and Panama	
Exhibit V: Statement of Regular Budget Appropriations, Obligations and Balance for the year 1968 - Statement of Special Appropriations for the year 1968	31
Exhibit VI: Statement of Income and Expenditure for the year 1968	32
Exhibit VII: Statement of Assets and Liabilities as of 31 December 1968	33
Schedule 9: Statement of Quota Contributions due from Member Countries as of 31 December 1968	34

	<u>Page</u>
Schedule 10: Special Fund for Expansion of Building Facilities as of 31 December 1968	35
Schedule 11: Statement of Trust Funds as of 31 December 1968	36
Organization of American States - Program of Technical Cooperation	
Exhibit VIII: Statement of Income and Expenditure for the year ended 31 December 1968	41
Schedule 12: Status of Allocations as of 31 December 1968	42
Informational Annex - Summary and Distribution of Expenditure	
Summary of Expenditure by Source of Fund	45
Summary by Object of Expenditure - All Funds - 1968	46
Summary by Object of Expenditure - 1968 Budget	47
Statement of Expenditure by Budget and Individual Project - All Funds - 1968	48


REPORT OF THE EXTERNAL AUDITOR

Letter of Transmittal	69
Report of the External Auditor on the Audit of the Accounts of the Pan American Health Organization for the Financial Year 1968	71

LETTER OF TRANSMITTAL

In accordance with the provisions of Article XI of the Financial Regulations, I have the honor to submit the Financial Report of the Pan American Health Organization for the year 1 January to 31 December 1968.

The details of the presentation of the statements will be found in the Introduction.



Abraham Horwitz
Director
Pan American Sanitary Bureau

FINANCIAL REPORT OF THE DIRECTOR

Introduction

The Financial Report of the Director for the year 1 January to 31 December 1968 is presented in the respective exhibits and schedules listed in the Table of Contents for the following activities of the Pan American Health Organization:

PAHO Regular, Special and Trust Funds
Institute of Nutrition of Central America and Panama
Organization of American States - Technical Cooperation
Program

Following the Financial Report there is an Informational Annex for PAHO and WHO expenditures presented according to source of funds, object of expenditure and individual project.

The Report of the External Auditor is presented in the final section of the document.

Financial Situation

The Director is pleased to report that the Pan American Health Organization continues to be in sound financial condition. The Working Capital Fund has increased to a high level and reserves for termination costs have been further augmented. The picture with respect to quota contributions continued the improvement of the last three years, so that income in 1968 again exceeded the authorized budget level.

Financial Activities in 1968

To facilitate analysis of the combined activities of the Pan American Health Organization and the World Health Organization, Table A on page 5 presents a comparison of estimated amounts shown in the budget document (see Table 1 on page 6 of Official Document Nº 85) with amounts actually available during the year, and amounts obligated. It will be noted that for all PAHO funds the amount available was 104.06 per cent of the budget figure shown in OD 85. Obligations amounted to 90.22 per cent of the total available funds under PAHO;

Within the PAHO group, "PAHO-Regular" includes obligations for the Foot-and-Mouth Disease Center, except for the portion of the

Center's cost shown on the line entitled "OAS and Voluntary Contributions." It will be noted that a line for expenditures from the Special Fund for Health Promotion for the Textbook Program appears for the first time. The Special Malaria Fund shows a lower level of obligation than in the previous year due to special economy efforts arising out of the reduction in voluntary contributions. The percentage of obligations on grants, as usual is low due to the fact that grants approved during the year are fully available but expenditures normally are required for only part of a year.

Income - PAHO Regular

Income for 1968 shown in Exhibit II is \$11,757,889, which is 103.2 per cent of the authorized budget, compared to an average of 99.5 per cent for the ten-year period ending 31 December 1968 (see Table B).

Current quota receipts for 1968 were 81.72 per cent, compared to 81.74 per cent for 1967. Receipt of quotas for prior years was 74.18 per cent of the amount due, compared to 60.83 per cent in 1967. At the end of 1968, seven countries were in arrears more than two years. In accordance with resolution of the Directing Council, the Director has continuously informed Governments of the status of quotas and has promoted prompt payment of contributions.

Income during 1968 from sources other than quotas amounted to \$511,392 compared to \$365,944 in 1967. The largest item of miscellaneous income is from interest on investment of resources (even for short periods) not required for operations. An increase in funds available for investment and higher interest rates were largely responsible for the increase, and advantage has been taken of the availability of high interest short-term U.S. Government securities.

Obligations - PAHO Regular

Obligations for the year were \$11,018,547. As shown in Table B, obligations averaged 96.11 per cent for the period 1959-1968.

To fulfill the agreement with the W.K. Kellogg Foundation, an amount of \$250,000 was transferred to the Special Fund for Health Promotion, as shown in Exhibit IV.

Expenditures - PAHO Other Funds

Special Malaria Fund expenditures were \$1,372,407 in 1968, compared to \$1,755,254 in 1967.

Community Water Supply Fund expenditures were \$116,176 in 1968 compared to \$229,217 in 1967, the decrease being due to reduction in contributions to the Fund.

Expenditures from Grants and Other Contributions were \$1,485,737 in 1968 compared to \$909,801 in 1967.

With respect to INCAP and Related Grants, the expenditures were \$1,358,013 in 1968 compared to \$1,518,549 in 1967.

Expenditures entitled "OAS and Voluntary Contributions" include \$20,000 representing the remainder of voluntary contributions pledged by governments in 1967 for support of the Foot-and-Mouth Disease Center. They also include \$292,125 of OAS funds representing the final contribution from the OAS Program of Technical Cooperation to the Center before its formal transfer to PAHO in mid-1968.

Expenditures - Other

In addition to the expenditures shown under the respective source of funds, it should be mentioned that the Organization disbursed an amount of \$398,000 for supplies and equipment purchased on behalf of Government administrations and public institutions in the Americas. Also, on behalf of WHO Headquarters, other WHO Regional Offices, and other agencies, an amount of over \$1,500,000 was disbursed, principally in connection with payments for WHO fellows and procurement of supplies and equipment.

Working Capital Fund

A study of Table C on page 7 will show that the Working Capital Fund now stands at 41.93% of the 1969 budget, which is above the level of 35% at which this Fund should be maintained. Assuming that, as approved by the members of the Executive Committee, the funds budgeted in Part V for increasing the Working Capital Fund are transferred to other budget parts to meet the salary increases approved by the United Nations and the World Health Organization and adopted by PAHO, the level of the Working Capital Fund will remain substantially unchanged at the end of 1969. At the beginning of 1970 it would represent 37.12 per cent of the proposed budget level for that year.

Provision for Termination and Repatriation Entitlements

Following the policy adopted in 1962, reserves have been established in PAHO and INCAP to provide against liabilities arising out of

program reductions or terminations. This was especially important to insure the Organization against risks arising out of the uncertainty of grants and voluntary contributions. The PAHO reserve protects all programs where the staff members are employed under PAHO contracts. A separate reserve is maintained by INCAP relating to staff members employed under INCAP contracts. During 1968, the PAHO reserve was again increased.

T A B L E A

ALL FUNDS - COMPARISON OF BUDGET WITH AVAILABLE FUNDS AND OBLIGATION

Fund	(1) 1968 Amount of Budget ^a	(2) Amount Available	(3) Percent Col (2) to Col (1) %	(4) Amount of Obligation	(5) Percent Col (4) to Col (2) %
<u>PAN AMERICAN HEALTH ORGANIZATION</u>					
PAHO - Regular	11,392,836	11,392,836	100.00	11,018,547	96.71
PAHO - Special Fund for Health Promotion (Text Book Program)	-	150,970	-	150,970	100.00
PAHO - Special Malaria	1,864,060	1,864,060	100.00	1,372,407	73.62
PAHO - Community Water Supply	170,825	117,404	68.73	116,176	98.95
PAHO - Grants and Other Contributions	2,058,961	2,163,352	105.07	1,485,737	68.68
INCAP and Related Grants	1,068,526	1,526,715	142.88	1,358,013	88.95
OAS and Voluntary Contributions	275,898	298,654	108.25	298,654	100.00
Sub-Total PAHO	16,831,106	17,513,991	104.06	15,800,504	90.22
<u>WORLD HEALTH ORGANIZATION</u>					
WHO - Regular	5,423,100	5,821,800	107.35	5,776,386	99.22
WHO - MESA	547,645	395,869	72.29	395,869	100.00
WHO - UNDP/TA	1,541,266	1,496,800	97.11	1,412,361	94.36
WHO - UNDP/SF	1,292,701	1,112,841	86.09	511,872	46.00
WHO - Other	132,002	163,826	124.11	135,981	83.00
Sub-Total WHO	8,936,714	8,991,136	100.61	8,232,469	91.56
TOTAL PAHO/WHO	25,767,820	26,505,127	102.86	24,032,973	90.67

a. As shown in OD 85, page 6

T A B L E B

PAHO REGULAR - APPROPRIATION, INCOME AND OBLIGATIONS

1959 - 1968

Year	Authorized Appropriation \$	Income (Quotas and Other) \$	Percent of Appropriation %	Obligations \$	Percent of Appropriation %	Surplus or (Deficit) \$
1959	3,600,000	3,541,183	98.37	3,334,010	92.61	207,173
1960	4,100,000	3,641,245	88.81	3,679,395	89.74	(38,150)
1961	4,800,000	4,955,619	103.24	4,691,745	97.75	263,874
1962	5,240,000	4,462,608	85.16	4,751,018	90.67	(288,410)
1963	5,990,000	5,843,272	97.55	5,390,269	89.98	453,003
1964	6,560,000	6,253,025	95.32	6,251,197	95.29	1,828
1965	7,190,000	7,255,434	100.91	7,189,494	99.99	65,940
1966	8,080,000	8,568,019	106.04	8,080,000	100.00	488,019
1967	9,115,680	9,463,073	103.81	9,115,680	100.00	347,393
1968	11,392,836	11,757,889	103.20	11,018,547	96.71 ^a	739,342
			99.50 ^b		96.11 ^b	2,240,012 ^c

a. Budget Parts I-V 100%.

b. Percentage average for the period 1959-1968.

c. Excess of income over expenditure for the period 1959-1968.

T A B L E C

PAHO REGULAR - WORKING CAPITAL FUND

1959 - 1968

Year	Balance 1 January	Percent of Authorized Budget	Change during Year from Operational Surplus or Deficit	Budget Provision to Increase the Working Capital Fund	Balance 31 December
	\$	%	\$	\$	\$
1959	974,162	27.06	207,173	-	1,181,335
1960	1,181,335	28.81	(38,150)	-	1,143,185
1961	1,143,185	23.81	263,874	300,000	1,707,059
1962	1,707,059	32.58	(288,410)	-	1,418,649
1963	1,418,649	23.68	453,003	300,000	2,171,652
1964	2,171,652	33.10	1,828	300,000	2,473,480
1965	2,473,480	34.40	65,940	300,000	2,839,420
1966	2,839,420	35.14	488,019	40,437	3,342,876 ^a
1967	3,342,876	36.67	347,393	300,000	3,990,269
1968	3,990,269	39.16	739,342	575,898	5,280,509 ^a
1969	5,280,509	41.93			

a. Figure excludes \$25,000 transferred to Emergency Procurement Revolving Fund

PAN AMERICAN HEALTH ORGANIZATION

FINANCIAL STATEMENTS

PAN AMERICAN HEALTH ORGANIZATION

Notes

These explanatory notes are given to facilitate the study of various items in the Exhibits for which supporting schedules are not provided or which may not be self-evident.

INCOME AND EXPENDITURE (Exhibit II)

Sale of Equipment

The total of \$5,386 represents proceeds from the sale of an old automobile and obsolete office furnishings.

Sundry Income

Consists of staff honoraria turned over to the Organization, earned administrative costs and various refunds for items expended in prior years:

Honoraria	\$	9,350
Personal Services and Allowances		7,557
Travel and Transportation		9,324
Insurance Claims		7,565
Earned Administrative Costs from Grantors		11,807
Fellowship Stipends		752
Project Supplies		6,846
Other		<u>2,574</u>
	\$	<u>55,775</u>

ASSETS (Exhibit III)

Sundry Debtors and Deferred Charges

This is made up of the following:

a) expenditures pending reimbursement:

Agency for International Development	\$176,827	
Interamerican Development Bank	953	
National Institutes of Health	130,737	
UNICEF	24,215	
CAMEP (Haiti Water Program)	<u>30,791</u>	\$ 363,523

b) payments on procurement in process:

Willys Overland (Brazil)	\$ 98,675	
La Prensa Medica Mexicana	<u>20,400</u>	119,075

c) payments to travel agencies for transportation not yet accounted for		15,990
---	--	--------

d) advances to institutions for projects underway:

Interamerican Investigation of Mortality in Infancy and Childhood	\$ 70,734	
Preventive Medicine Education	10,647	
Rabies Control U.S.-Mexico Border	66,282	
Population Dynamics	11,356	
Various	<u>34,247</u>	\$ 193,266

e) emergency procurement revolving fund 76,589

f) funds advanced staff:

For Travel	\$157,900	
For Salaries	7,685	
For Medical Expenses	14,501	
For Pension Funding	23,768	
Other	<u>17,228</u>	221,082

g) building services contractor:
International Building Services 10,000

h) balances owed the Organization by fellows 11,101

i) other 29,670

\$1,040,296

Capital Assets

The amount of \$7,059,543 represents the recorded book value of land and buildings of the Headquarters of the Pan American Health Organization in Washington, D.C., and Zone Offices in Buenos Aires, Argentina, Rio de Janeiro, Brazil, Guatemala City, Guatemala and Lima, Peru.

LIABILITIES (Exhibit III)

Unliquidated Obligations

Unliquidated obligations amounting to \$1,109,761 represent the estimated amount required to liquidate outstanding liabilities pertaining to 1968 Budget and Special Funds. Included in this amount is \$87,752 representing the outstanding balance of 1968 fellowship awards. The other principal items are personnel costs, travel and supplies and equipment.

A fellowship balance of \$2,171 brought forward into 1968 relates to 1967 fellowship awards not fulfilled by 31 December 1968.

Trust Funds

Trust Funds fall into two groups, namely Grants and Contributions, as shown on Schedule 8.

EXHIBIT I

PAN AMERICAN HEALTH ORGANIZATION
STATEMENT OF APPROPRIATIONS, OBLIGATIONS AND BALANCES FOR THE YEAR 1968
(Expressed in U. S. Dollars)

Purpose of Appropriations	Appropriations		Effective	Obligations		
	Original	Transfers		Liquidated	Unliquidated	Total
PART I - PAN AMERICAN HEALTH ORGANIZATION ORGANIZATIONAL MEETINGS	233,494	54,298	287,792	261,389	26,403	287,792
PART II - PAN AMERICAN HEALTH ORGANIZATION HEADQUARTERS	2,789,509	272,347	3,061,856	2,873,909	187,947	3,061,856
PART III- PAN AMERICAN HEALTH ORGANIZATION FIELD AND OTHER PROGRAMS	6,616,997	(326,645)	6,290,352	5,623,276	667,076	6,290,352
PART IV - SPECIAL FUND FOR HEALTH PROMOTION	250,000	-	250,000	250,000	-	250,000
PART V - AMOUNT FOR INCREASE TO ASSETS	300,000	-	300,000	300,000	-	300,000
Sub-Total, Appropriations Parts I to V	10,190,000	-	10,190,000	9,308,574	881,426	10,190,000
PAN AMERICAN FOOT-AND-MOUTH DISEASE CENTER	1,202,836	-	1,202,836	807,587	20,960	828,547
TOTAL, APPROPRIATIONS FOR 1968 BUDGET:	11,392,836	-	11,392,836	10,116,161	902,386	11,018,547

For the Director
Pan American Sanitary Bureau

Clarence H. Moore
Clarence H. Moore, Acting
Chief of Administration

The above statement has been examined in accordance with my directions.
I have obtained all the information and explanations that I have required,
and I certify, as a result of the audit, that, in my opinion, the above
statement is correct.

Lars Breie
Lars Breie
External Auditor

EXHIBIT II

PAN AMERICAN HEALTH ORGANIZATION
STATEMENT OF INCOME AND EXPENDITURE FOR THE 1968 BUDGET
(Expressed in U. S. Dollars)

INCOME

Contributions from Member Governments and
Participating Governments: (Schedule 2)

Receipts in respect to 1968 assessments	9,203,412	
Receipts in respect to prior years' assessments	<u>2,043,085</u>	11,246,497

Miscellaneous Income

Interest earned	350,143	
Service fees for procurement made for Governments and Institutions	8,709	
Sale of Equipment	5,386	
Sale of Publications	8,611	
Sundry	<u>55,775</u>	

Total Miscellaneous Income		428,624
----------------------------	--	---------

Excess of Reserve for Unliquidated Obligations 1967		<u>82,768</u>
---	--	---------------

Total Income		11,757,889
--------------	--	------------

EXPENDITURE

Personnel Costs	6,727,589	
Duty Travel	511,622	
Fellowships	387,196	
Seminars	162,507	
Project Supplies and Equipment	411,430	
Project Grants and Other	664,846	
Non-Project Supplies and Equipment	527,548	
Non-Project Common Services and Other	<u>799,911</u>	

Total Expenditure for Operations		<u>10,192,649</u>
----------------------------------	--	-------------------


Excess of Income over Expenditure		1,565,240
-----------------------------------	--	-----------

Less: Appropriations

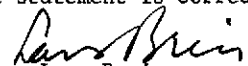
Contribution to Special Fund for Health Promotion (Part IV)	250,000	
To increase Working Capital Fund (Part V and AMRO-0800)	<u>575,898</u>	

SURPLUS - Transferred to Working Capital Fund		<u><u>739,342</u></u>
---	--	-----------------------

For the Director
Pan American Sanitary Bureau


Clarence H. Moore, Acting
Chief of Administration

The above statement has been examined in accordance with my directions. I have obtained all the information and explanations that I have required, and I certify, as a result of the audit, that, in my opinion, the above statement is correct.


Lars Breie
External Auditor

PAN AMERICAN HEALTH ORGANIZATION
STATEMENT OF ASSETS AND LIABILITIES AS OF 31 DECEMBER 1968
(Expressed in U.S. Dollars)

ASSETS		LIABILITIES	
CASH		QUOTA CONTRIBUTIONS RECEIVED IN ADVANCE	139
In Banks and on Hand:		Government of Honduras	
U. S. Dollar Currency	375,886	UNLIQUIDATED OBLIGATIONS	
Other Currencies	353,203	Appropriations for Budget 1968	902,386
		Fellowship balances brought forward	2,171
LETTER OF CREDIT		Community Water Supply Fund	32,129
Issued by Government of the United States of America for Special Malaria Program		Special Malaria Fund	108,018
Original amount	1,300,000	Trust Funds	664
Less: amount drawn	525,000	Special Fund for Health Promotion	64,383
		ACCOUNTS PAYABLE	1,109,761
INVESTMENTS		Institute of Nutrition of Central America and Panama (Balance due INCAP - Inter-organization funding of activities)	
Securities at Cost (Schedule 1)	775,000	Advances from Governments and Institutions for Procurements (Schedule 3)	317,018
		World Health Organization (Balance due WHO-Inter-organization funding of activities)	288,017
ACCOUNTS RECEIVABLE		Other Accounts Payable	190,320
Quota Contributions Receivable from Member Governments and Participating Governments (Schedule 2)	2,770,387	PROVISION FOR TERMINATION AND REPATRIATION ENTITLEMENTS	864,918
Less: Reserves for uncollected contributions	2,770,387	SPECIAL FUNDS	1,512,217
		Emergency Procurement Revolving Fund (Schedule 4)	
Governments and Institutions for Procurements (Schedule 3)	3,650	Building Fund (Schedule 7)	125,000
Sundry Debtors and Deferred Charges	1,040,296	Special Malaria Fund (Schedule 5)	84,280
Less: Reserve for Doubtful accounts	4,365	Special Malaria Fund:	33,498
		Outstanding balance of Letter of Credit	775,000
CAPITAL ASSETS		Community Water Supply Fund (Schedule 6)	1,228
Land and Buildings	7,059,543	Special Fund for Health Promotion	222,232
Less: Contra	7,059,543	Trust Funds (Schedule 8)	497,473
Prepaid Expenses		Special Zoonoses Fund	34,823
		Special Fund for Research	333
		WORKING CAPITAL FUND	1,773,867
		Balance as of 1 January 1968	3,990,269
		Add: Budget Provisions 1968 (Part V and AMRO-0800)	375,898
		Excess of Income Over Expenditure 1968	739,342
			5,305,509
		Deduct: Transfer to Emergency Procurement Revolving Fund	25,000
		Total	5,280,509
			10,541,411

For the Director
Pan American Sanitary Bureau

Clarence H. Moore
Clarence H. Moore, Acting
Chief of Administration

The above statement has been examined in accordance with my directions. I have obtained all the information and explanations that I have required and I certify, as a result of the audit, that, in my opinion, the above statement is correct.

Lars Breife
Lars Breife
External Auditor

EXHIBIT IV

PAN AMERICAN HEALTH ORGANIZATION
STATEMENT OF INCOME AND EXPENDITURE FOR THE FINANCIAL YEAR 1968
AND BALANCES OF FUNDS AS OF 31 DECEMBER 1968
(Expressed in U.S. Dollars)

	Regular Budget Fund	Emergency Procurement Revolving Fund	Building Fund	Special Malaria Fund	Community Water Supply Fund	Special Fund for Health Promotion	Trust Funds	Special Zoonoses Fund	Special Fund for Research	Contributed Fund for PANAFOSA	Working Capital Fund	Total
BALANCE AS OF 1 JANUARY 1968	-	100,000	116,393	-	9,105	372,199	781,067	-	-	20,000	3,990,269	5,389,033
INCOME												
Contributions from Member Governments and Participating Governments	11,246,497	-	-	-	-	-	-	-	-	-	-	11,246,497
Voluntary Contributions	-	-	-	1,391,589	94,201	-	-	-	83	-	-	1,485,873
Grants	-	-	-	-	-	-	842,991	-	-	-	-	842,991
Miscellaneous Income	428,624	-	4,559	5,093	1,097	-	-	-	-	-	-	439,373
Reimbursable Advances by Pan American Health Organization	-	-	-	-	-	-	359,402	-	-	-	-	359,402
Excess of Reserve for Unliquidated Obligations 1967	82,768	-	-	9,223	13,001	1,003	-	-	-	-	-	105,995
EXPENDITURE												
TRANSFERS												
Contribution to Special Fund for Health Promotion	11,757,889	100,000	120,952	1,405,905	117,404	373,202	1,993,460	-	83	20,000	3,990,269	19,869,164
Budget Provisions to Increase Working Capital Fund	(10,192,649)	-	(36,672)	(1,372,407)	(116,176)	(400,970)	(1,485,737)	-	-	-	-	(13,604,611)
Emergency Procurement Revolving Fund (Resolution VIII of the XVIII Meeting of the Directing Council)	(250,000)	-	-	-	-	250,000	-	-	-	-	-	-
From Project AMRO-0700	(575,898)	-	-	-	-	-	-	-	-	-	575,898	-
To Pan American Foot and Mouth Disease Center	-	25,000	-	-	-	-	-	-	-	-	(25,000)	-
To Special Fund for Research	-	-	-	-	-	-	-	34,823	-	-	-	34,823
1968 SURPLUS TO WORKING CAPITAL FUND	(739,342)	-	-	-	-	-	(250)	-	250	(20,000)	-	(20,000)
BALANCES AS OF 31 DECEMBER 1968	-	125,000	84,280	33,498	1,228	222,232	497,473	34,823	333	-	5,280,509	6,279,376

The above statement has been examined in accordance with my directions. I have obtained all the information and explanations that I have required, and I certify, as a result of the audit, that, in my opinion, the above statement is correct.

For the Director
Pan American Sanitary Bureau
Clarence H. Moore
Clarence H. Moore, Acting
Chief of Administration

Lars Ekele
Lars Ekele
External Auditor

PAN AMERICAN HEALTH ORGANIZATION
INVESTMENTS AS OF 31 DECEMBER 1968
(Expressed in U.S. Dollars)

Description	Par Value	Cost	Market Value as of 31 December 1968
U. S. OF AMERICA TREASURY BILLS			
Maturing 10 April 1969	1,200,000	1,168,359	1,179,888
Maturing 24 April 1969	400,000	389,160	392,328
Maturing 8 May 1969	750,000	728,880	733,747
Maturing 15 May 1969	750,000	729,164	732,788
Maturing 22 May 1969	150,000	145,929	146,328
Maturing 5 June 1969	800,000	776,896	778,448
Maturing 12 June 1969	250,000	242,540	242,955
Maturing 23 June 1969	1,500,000	1,452,800	1,454,685
Maturing 26 June 1969	<u>500,000</u>	<u>483,900</u>	<u>484,725</u>
	<u>6,300,000</u>	<u>6,117,628</u>	<u>6,145,892</u>
U. S. OF AMERICA TREASURY NOTES			
6% Maturing 15 August 1969	<u>1,680,000</u>	<u>1,680,000</u>	<u>1,673,700</u>
U. S. OF AMERICA TREASURY BONDS			
3% Maturing 15 February 1995	100,000	97,500	72,437
3 1/4% Series of 1978-1983	<u>100,000</u>	<u>98,344</u>	<u>74,875</u>
	<u>200,000</u>	<u>195,844</u>	<u>147,312</u>
DUQUE DE CAXIAS TELEPHONE COMPANY Rio de Janeiro, Brazil 2 shares	<u>-</u>	<u>504</u>	<u>533</u>
Total Investments	<u>8,180,000</u>	<u>7,993,976</u>	<u>7,967,437</u>

PAN AMERICAN HEALTH ORGANIZATION
STATEMENT OF QUOTA CONTRIBUTIONS DUE FROM MEMBER GOVERNMENTS
AND PARTICIPATING GOVERNMENTS
1968 BUDGET AND PRIOR YEARS
(Expressed in U. S. Dollars)

Member Governments and Participating Governments	Year	Balance Due 1 January 1968	Collected During 1968	Total Balance Due 31 December 1968
Argentina	1968	780,004	696,695	83,309
	1967	634,265	634,265	-
	1966	561,929	561,929	-
Barbados	1968	34,444	34,444	-
Bolivia	1968	34,444	-	-
	1967	27,654	-	-
	1966	23,790	-	-
	1965	21,270	-	-
	1964	19,380	-	-
	1963	18,259	-	-
	1962	14,906	-	-
	1961	12,362	-	-
Brazil	1968	805,559	366,130	172,065
	1967	423,976	423,976	439,429
Chile	1968	228,890	58,967	169,923
	1967	116,033	116,033	-
Colombia	1968	194,445	179,595	14,850
Costa Rica	1968	34,444	-	-
	1967	27,654	-	-
	1966	23,790	-	-
	1965	12,079	-	-
Cuba	1968	170,001	-	97,967
	1967	137,380	-	-
	1966	164	-	307,545
Dominican Republic	1968	34,444	-	-
	1967	27,654	-	-
	1966	29,301	-	91,399
Ecuador	1968	42,221	-	-
	1967	34,791	-	-
	1966	30,062	17,435	89,639
El Salvador	1968	34,444	-	-
	1967	27,654	-	62,098
France	1968	18,502	18,502	-
Guatemala	1968	34,444	34,444	-
Guyana	1968	34,444	34,444	-

SCHEDULE 2 (Continued)

Member Governments and Participating Governments	Year	Balance Due 1 January 1968	Collected During 1968	Total Balance Due 31 December 1968
Haiti	1968	34,444	-	-
	1967	27,654	-	-
	1966	23,790	-	-
	1965	21,270	-	-
	1964	19,380	-	-
	1963	18,259	-	-
	1962	10,026	4,880	149,943
Honduras	1968	34,444	34,444	-
Jamaica	1968	34,444	34,444	-
Mexico	1968	686,668	558,440	128,228
Netherlands, Kingdom of The	1968	12,604	12,604	-
Nicaragua	1968	34,444	-	34,444
Panama	1968	34,444	-	34,444
Paraguay	1968	34,444	3,678 ^b	-
	1967	27,654	-	-
	1966	23,790	-	82,210
	1965	21,270	21,270	-
	1964	7,545	7,545	-
Peru	1968	75,536	-	-
	1967	61,553	-	-
	1966	58,682	46,697	149,094
	1965	11,985	11,985	-
Trinidad and Tobago	1968	34,444	34,444	-
	1967	1,537	1,537	-
United Kingdom	1968	17,222	9,848	7,374
	1967	4,472	4,472	-
United States of America	1968	7,333,357	6,761,424	571,933
Uruguay	1968	84,445	-	84,445
	1967	68,690	68,690	-
	1966	64,233	64,233	-
	1965	58,138	58,138	-
Venezuela	1968	331,113	330,865	248
Total ^{a.}		<u>14,017,084</u>	<u>11,246,497</u>	<u>2,770,587</u>
a. Amount consists of:				
Current Year		11,262,803	9,203,412	2,059,391
Prior Years		<u>2,754,281</u>	<u>2,043,085</u>	<u>711,196</u>
b. Portion of Quota related to support of Pan American Foot- and-Mouth Disease Center		<u>14,017,084</u>	<u>11,246,497</u>	<u>2,770,587</u>

SCHEDULE 3

PROCUREMENT FUND
STATEMENT OF PROCUREMENT SERVICES EFFECTED
ON BEHALF OF GOVERNMENT ADMINISTRATIONS,
PUBLIC INSTITUTIONS, ETC.
(Expressed in U.S. Dollars)

COUNTRY	Balance as of 1 January 1968		Amounts Received or Transferred during 1968	Payments for Supplies, etc. Made During 1968	Amounts Refunded During 1968	Balance as of 31 December 1968	
	Amounts Due to PASB	Deposits with PASB				Amounts Due to PASB	Deposits with PASB
Argentina	126	63,434	118,017	38,743	15,352	128	127,358
Bolivia	-	1,986	28,370	3,191	-	21	27,186
Brazil	-	68,926	34,001	49,250	3,000	-	50,677
Chile	21	25,925	35,034	16,933	14,854	-	29,151
Colombia	1,253	9,992	3,759	14,158	-	2,983	1,323
Costa Rica	-	60	501	212	72	-	277
Cuba	-	6,730	3,848	6,349	-	-	4,229
Dominican Republic	-	2,761	300	-	-	-	3,061
Ecuador	-	383	-	-	-	-	383
El Salvador	-	1,607	98	47	-	-	1,658
Guatemala	455	2,195	6,589	6,430	-	455	2,354
Guyana	-	2,889	-	2,889	-	-	-
Haiti	-	43	-	-	-	-	43
Honduras	-	2,186	1,118	1,087	-	-	2,217
Mexico	19	5,984	152,910	152,962	-	19	5,932
Nicaragua	-	458	-	-	-	-	458
Panama	-	5,048	16,160	12,108	-	40	9,140
Paraguay	-	2,767	3,495	2,096	-	-	4,166
Peru	4	15,093	3,550	9,657	-	4	8,986
Trinidad and Tobago	-	150	-	142	-	-	8
Uruguay	-	302	1,186	976	-	-	512
Venezuela	-	4,472	10,397	11,674	56	-	3,139
Others - Netherlands Antilles	-	222	-	-	-	-	222
" - West Indies	-	412	-	-	-	-	412
" - Belize	-	68	22	22	-	-	68
" - French Antilles and Guiana	-	-	608	-	-	-	608
Artificial Electronic Larynx - PASB	-	29	184	130	-	-	83
Artificial Electronic Larynx - WHO	-	4,389	3,948	3,971	-	-	4,366
Total	1,878	228,511	424,095	333,027	33,334	3,650	288,017

PAN AMERICAN HEALTH ORGANIZATION
EMERGENCY PROCUREMENT REVOLVING FUND
STATEMENT OF ACTIVITY DURING 1968
(Expressed in U.S. Dollars)

Country	Balance Due 1 January 1968	Expenditure during 1968	Reimbursement during 1968	Balance Due 31 December 1968
Argentina	36	-	36	-
Brazil	6,750	-	6,750	-
Chile	-	16,477	12,821	3,656
Costa Rica	3,228	535	3,763	-
Dominican Republic	-	14,285	8,002	6,283
Ecuador	35,658	3,700	-	39,358
El Salvador	-	86	86	-
Honduras	150	4,741	4,891	-
Nicaragua	14,101	21,981	18,851	17,231
Uruguay	6,238	-	-	6,238
Venezuela	5,067	3,904	5,148	3,823
Total	<u>71,228</u>	<u>65,709</u>	<u>60,348</u>	<u>76,589</u>

STATUS OF FUND
AS OF 31 DECEMBER 1968

Cash in Bank	\$ 48,411
Accounts Receivable	<u>76,589</u>
Authorized Amount	<u>\$ 125,000</u>

PAN AMERICAN HEALTH ORGANIZATION
SPECIAL MALARIA FUND
STATEMENT OF INCOME AND EXPENDITURE
YEAR ENDED 31 DECEMBER 1968
(Expressed in U.S. Dollars)

BALANCE AS OF 1 JANUARY 1968	(283,411)
Covered by Drawing Against the Government of the United States of America Outstanding Letter of Credit	<u>283,411</u>

INCOME

Voluntary Contributions

Government of the United States of America			
Balance 1967 Letter of Credit	1,150,000		
Less: Transfer to 1967 Deficit	<u>283,411</u>	866,589	
Drawn Against Outstanding Letter of Credit (1968 1,300,000)	<u>525,000</u>	1,391,589	

Miscellaneous Income

Interest Earned	2,698		
Sale of Equipment	1,976		
Sundry	<u>419</u>	5,093	

Excess of Reserve for Unliquidated Obligations 1967	<u>9,223</u>
Total	1,405,905

EXPENDITURE

Personnel Costs	1,197,605		
Duty Travel	71,478		
Fellowships	11,827		
Project Supplies and Equipment	61,586		
Project Grants and Other	<u>29,911</u>		
Total Expenditure		<u>1,372,407^a</u>	

BALANCE AS OF 31 DECEMBER 1968	<u><u>33,498</u></u>
--------------------------------	----------------------

a. Amount consists of:

Disbursements	\$ 1,264,389
Unliquidated Obligations	<u>108,018</u>
	<u><u>\$ 1,372,407</u></u>

PAN AMERICAN HEALTH ORGANIZATION
COMMUNITY WATER SUPPLY FUND
STATEMENT OF INCOME AND EXPENDITURE
YEAR ENDED 31 DECEMBER 1968
(Expressed in U.S. Dollars)

BALANCE AS OF 1 JANUARY 1968		9,105
INCOME		
Voluntary Contributions		
Government of Brazil	3,000	
Government of Jamaica	21,835	
Government of Peru	17,460	
Government of Trinidad and Tobago	25,000	
Government of Uruguay	25,000	
Government of the United States of America	<u>1,906</u>	94,201
Miscellaneous Income		
Interest earned	873	
Sundry	<u>224</u>	1,097
Excess of Reserve for Unliquidated Obligations 1967		<u>13,001</u>
Total		117,404
EXPENDITURE		
Personnel Costs	103,213	
Duty Travel	9,252	
Project Supplies and Equipment	3,112	
Project Grants and Other	<u>599</u>	
Total Expenditure		<u>116,176^a</u>
BALANCE AS OF 31 DECEMBER 1968		<u><u>1,228</u></u>

a. Amount consists of:

Disbursements:	84,047
Unliquidated Obligations	<u>32,129</u>
	<u><u>116,176</u></u>

PAN AMERICAN HEALTH ORGANIZATION
BUILDING FUND
STATEMENT OF INCOME AND EXPENDITURE
YEAR ENDED 31 DECEMBER 1968
(Expressed in U.S. Dollars)

BALANCE AS OF 1 JANUARY 1968		116,393
INCOME		
Interest Earned		<u>4,559</u>
Total		120,952
EXPENDITURE		
Headquarters Building - Washington, D.C.		
Sculptor's Fees and Miscellaneous Costs	15,872	
Zone Office Building - Lima, Peru		
Building Renovations	<u>20,800</u>	
Total Expenditure		<u>36,672</u>
BALANCE AS OF 31 DECEMBER 1968		<u><u>84,280</u></u> ^a

a. Subject to Unliquidated Obligations
as of 31 December 1968 of: \$17,680

SCHEDULE 8

PAN AMERICAN HEALTH ORGANIZATION
STATUS OF TRUST FUNDS AS OF 31 DECEMBER 1968
(Expressed in U.S. Dollars)

Particulars	Unobligated Balance 1 January 1968	Received or Receivable During 1968	Adjustment and Transfers	Total Obligations	Unobligated Balance 31 December 1968
<u>GRANTS AND CONTRIBUTIONS FOR HEALTH PROJECTS</u>					
<u>Agency for International Development</u>					
Research Training in Health and Population Dynamics	17,246	40,000	-	40,008	17,238
Public Health Laboratory	262	-	-	259	3
Foot-and-Mouth Disease Study on Vaccines for Hogs and Sheep	133,010	-	-	131,517	1,493
Inter-American Investigation of Mortality in Infancy and Childhood	-	188,932	-	188,932	-
Rural Health Clinic Demonstration	-	17,889	-	17,889	-
Health and Population Dynamics	-	3,673	-	3,673	-
Health and Population Dynamics in Colombia	-	2,648	-	2,648	-
Research Training Institutions in Health Sciences	950	-	-	-	950
<u>American Cyanamid Company</u>					
Conference on Viral and Rickettsial Vaccines	6,210	-	-	116	6,094
<u>American Dental Association</u>					
Latin American Association of Dental Schools	-	10,000	-	10,000	-
<u>Government of Argentina</u>					
Contribution to Pan American Zoonoses Center	98,944	150,306	(26,121) ^a	164,071	59,058
Purchase of Tuberculin	96	150	-	-	246
Brucellosis Control in Argentina	36,247	-	(8,702) ^a	6,968	20,577
XVIII Meeting of the Directing Council	-	25,000	-	25,000	-
<u>Barbara Blood Ferro Fund</u>					
Pan American Zoonoses Center	-	585	-	-	585
<u>Government of Brazil</u>					
Library of Medicine	32,752	-	-	32,752	-
Library of Medicine	-	18,010	-	18,010	-
<u>Centrale Autonome Metropolitaine D'Eau Potable</u>					
Construction of Water Supply System for Metropolitan Zone of Port-au-Prince	-	67,710	-	67,710	-
<u>The Commonwealth Fund</u>					
Library of Medicine	23,538	35,000	-	37,779	20,759

SCHEDULE 8 (Continued)

- 26 -

Particulars	Unobligated Balance 1 January 1968	Received or Receivable During 1968	Adjustment and Transfers	Total Obligations	Unobligated Balance 31 December 1968
<u>Dr. and Mrs. Clement C. Clay</u>	-	1,500	-	-	1,500
Latin American Center for Medical Administration					
<u>Columbia University</u>	-	14,664	-	12,114	2,550
Health and Population Dynamics (Zone I)					
<u>Cyanamid International</u>	500	-	-	500	-
Coordination of International Research					
<u>Cyanamid Inter-American Corporation</u>	-	1,650	-	1,650	-
Symposium on the Health Aspects of the International					
Movements of Animals	-	1,000	-	-	1,000
<u>Government of Ecuador</u>	-	5,175	-	5,175	-
Health Aspects of Radiation					
<u>Foundation for International Child Health</u>	2,500	-	-	2,500	-
Nutrition and Maternal and Child Health	2,516	15,000	-	12,817	4,699
Foundations' Fund for Research in Psychiatry					
Mental Health Research	-	3,600	-	1,190	2,410
Family Interaction and Schizophrenia					
<u>Instituto para la Integración de América Latina</u>	-	7,352	-	316	7,036
and Banco Interamericano de Desarrollo					
Development of Rio Plata Basin	-	7,348	-	7,348	-
<u>Inter-American Council of Psychiatric Associations</u>	-	1,500	-	-	1,500
Conference on Mental Health in the Americas					
<u>Inter-American Development Bank</u>					
Sanitary Engineering Education					
<u>International Biological Program</u>					
Coordination of International Research					
<u>W. K. Kellogg Foundation</u>	2,302	19,000	-	21,302	-
Training Program in Medical Records and Hospital	953	-	-	-	953
Statistics	54,826	45,662	-	30,624	69,864
Printing Manual of Dental Public Health	-	26,114	-	10,504	15,610
Progressive Patient Care	11,805	48,060	-	41,659	18,206
Nursing Services					
Fluoridation					
<u>MacClure Foundation</u>	-	2,464	-	-	2,464
Medical Care Services					

SCHEDULE 8 (Continued)

Particulars	Unobligated Balance 1 January 1968	Received or Receivable During 1968	Adjustment and Transfers	Total Obligations	Unobligated Balance 31 December 1968
<u>Merck Sharp and Dohme International</u>					
Coordination of International Research	1,087	-	-	793	294
<u>Milbank Memorial Fund</u>					
Health Manpower Studies	5,495	-	-	2,637	2,858
Preventive Medicine Education	38,379	30,000	-	34,377	34,002
Medical Education	-	7,955	-	-	7,955
<u>National Association for Retarded Children</u>					
Endemic Goiter and Mental Retardation	937	6,875	-	2,812	5,000
<u>National Bank of the Republic of Haiti</u>					
Construction of Water Supply System for the Metropolitan Zone of Port-au-Prince	19,666	-	-	9,489	10,177
<u>National Council of Research - Brazil</u>					
Assistance to Research Programs	39	-	(39) ^e	-	-
<u>National Institute of Social Security</u>					
Sanitary Engineering Education	1,005	-	-	1,005	-
<u>National Library of Medicine</u>					
Library of Medicine	-	4,972	-	4,972	-
<u>Organization of American States</u>					
Health Services	-	90,000	(3,102) ^e	23,749	63,149
Nursing Education	-	-	3,102 ^e	3,102	-
<u>Research Corporation - Williams-Waterman Fund</u>					
Nutrition Program - Ecuador	11,967	-	-	2,507	9,460
Nutrition Program - Haiti	5,437	36,550	-	36,861	5,126
Research in Nutrition Anemia	10,980	-	-	10,324	656
Iodine Determination in Endemic Goiter	14,106	-	-	14,000	106
Latin American Nutrition Society	4,096	-	-	652	3,444
Caribbean Food and Nutrition Institute	22,500	66,000	-	12,779	75,721
Conference on Endemic Goiter Control	10,200	-	-	9,092	1,108
Development of Nutrition Recuperation Centers in the Peruvian Highlands	11,150	6,150	-	10,208	7,092
Nutrition and Maternal and Child Health	5,352	2,000	-	7,352	-
Corn Breeding Improvement Project	-	5,000	-	3,000	2,000
Institute of Nutrition (Recife)	-	3,500	-	2,370	1,130
<u>Government of Trinidad and Tabago</u>					
Special Fund for Research	250	-	(250) ^b	-	-

SCHEDULE 8 (Continued)

- 28 -

	Unobligated Balance 1 January 1968	Received on Receivable During 1968	Adjustment and Transfers	Total Obligations	Unobligated Balance 31 December 1968
<u>UNICEF</u>					
Sixth Senior Public Health Inspector's Course	-	3,475	-	3,475	-
Public Health Statistics Courses	-	15,308	-	15,308	-
Clinical and Social Pediatrics Course (Medellin, Colombia)	-	5,291	-	5,291	-
Midwifery Refresher Course (Zone I)	-	1,149	-	1,149	-
Public Health Nursing Refresher Course (Zone I)	-	142	-	142	-
<u>Unitarian Universalist Service Committee Inc.</u>					
Nutrition and Maternal and Child Health	-	8,000	-	6,770	1,230
<u>U. S. Department of Air Force</u>					
Symposium on the Health Aspects of the International Movement of Animals	-	9,540	-	9,540	-
<u>U. S. Department of Army</u>					
Social Science Research in Health	7,683	-	-	-	7,683
Symposium on the Health Aspects of the International Movement of Animals	-	4,979	-	4,979	-
<u>U. S. Department of Health, Education and Welfare</u>					
National Communicable Disease Center	136,991	88,021	-	225,012	-
Rabies Control - U.S.A.-Mexico Border	-	-	78,394 ^c	78,394	-
National Center for Urban and Industrial Health	-	1,462	-	1,462	-
Manganese Poisoning - A Metabolic Disorder	-	5,000	-	5,583	-
National Institutes of Health	583	-	-	23,783	-
Study on Multiple Causes of Death	23,783	-	-	-	-
Human and Material Resources in Dentistry	-	-	(427) ^d	17,629	-
Regional Development of Epidemiological Studies	-	-	17,629 ^c	-	-
Studies on Method of Teaching Canine Echinococcosis	427	-	(2,235) ^d	-	-
Infantile Diarrhea and Malnutrition	2,235	-	(1,827) ^d	-	-
National Institute of Nutrition	1,827	-	(7,318) ^d	-	-
Coordination of International Research	7,318	-	(96,023) ^c	-	-
National Institutes of Health -	-	87,701	-	-	-
General Funding by Letter of Credit	8,322	-	-	-	-
<u>Government of Venezuela</u>					
International Conference on Human Resources	3,943	-	-	-	3,943
<u>The Wellcome Foundation Limited</u>					
Evaluation of Drug in Hydatidosis	652	-	-	108	544
Total	<u>781,067</u>	<u>1,249,062</u>	<u>(46,919)</u>	<u>1,485,737</u>	<u>497,473</u>

- a. Transfer to Special Zoonoses Fund
b. Transfer to Special Fund for Research
c. Transfer from NIH General Funding to PAHO Specific Projects
d. Transfer to Earned Administrative Costs
e. Adjustment

**INSTITUTE OF NUTRITION OF CENTRAL AMERICA
AND PANAMA**

INSTITUTE OF NUTRITION OF CENTRAL AMERICA AND PANAMA
ADMINISTERED BY PAN AMERICAN SANITARY BUREAU

STATEMENT OF REGULAR BUDGET APPROPRIATIONS, OBLIGATIONS AND BALANCE FOR THE YEAR 1968
(Expressed in U. S. Dollars)

Purpose of Appropriations	Appropriations		Obligations		
	Assessments	Miscellaneous Income	Total	Liquidated	Unliquidated
REGULAR BUDGET FOR 1968					
Total Appropriations for Regular Budget	374,545	118,893	493,438	296,188	1,083
					297,271
					196,167

STATEMENT OF SPECIAL APPROPRIATIONS FOR THE YEAR 1968

(Expressed in U. S. Dollars)

Purpose of Appropriations	Assessments 1968	Collected and Transferred 1968	Balance Due 31 December 1968
Amount for Working Capital Fund			
Total Appropriations - Special	50,000	8,334	41,666

For the Director
Pan American Sanitary Bureau

Clarence H. Moore
Clarence H. Moore, Acting
Chief of Administration

The above statements have been examined in accordance with my directions. I have obtained all the information and explanations that I have required, and I certify, as a result of the audit, that, in my opinion the above statements are correct.

Lars Breie
Lars Breie
External Auditor

EXHIBIT VI

INSTITUTE OF NUTRITION OF CENTRAL AMERICA AND PANAMA
ADMINISTERED BY PAN AMERICAN SANITARY BUREAU
STATEMENT OF INCOME AND EXPENDITURE FOR THE YEAR 1968
(Expressed in U. S. Dollars)

INCOME - REGULAR BUDGET

Quota Contributions Received - Regular Budget (Schedule 10)		
In respect to 1968 assessments	62,425	
In respect to prior year's assessments	<u>56,666</u>	119,091
Miscellaneous Income		
INCAPARINA Services	5,868	
Sale of Publications, Film, etc.	321	
Sale of Equipment	903	
Sale of Laboratory Animals and Farm Produce	9,239	
Tuition Fees Received - Nutrition Courses	17,958	
Laboratory Analyses	78,159	
Sundry	<u>6,445</u>	118,893
Excess of Reserve for Unliquidated Obligations 1967		<u>180</u>
Total Regular Budget Income		238,164

EXPENDITURE - REGULAR BUDGET

Personnel Costs - Excluding Cost Centers	191,552	
Duty Travel	11,804	
Spaces and Equipment Services	1,932	
Other Services	23,343	
Supplies	41,180	
Equipment	4,317	
Cost Centers:		
Transportation - Vehicles	3,757	
Statistical Services	10,395	
Building Services	22,111	
Reading Room	5,010	
Clerical Services	24,086	
Reproduction and Visual Aids	<u>13,309</u>	
Gross Total Expenditure	352,796	
Less: Amount provided by Trust Funds (Schedule 11)	5,525	
Amount provided by Reserve for a Program of		
Agricultural Chemistry and Food Analysis	<u>50,000</u>	<u>55,525</u>
Net Total Expenditures		<u>297,271</u>

DEFICIT - REGULAR BUDGET OPERATION

59,107

SPECIAL APPROPRIATION TO INCREASE WORKING CAPITAL FUND


QUOTA CONTRIBUTIONS RECEIVED IN RESPECT TO ASSESSMENTS

16,667

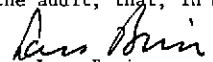
DEFICIT - ADVANCED FROM WORKING CAPITAL FUND

42,440

For the Director
Pan American Sanitary Bureau


Clarence H. Moore, Acting
Chief of Administration

The above statement has been examined in accordance with my directions.
I have obtained all the information and explanations that I have required,
and I certify, as a result of the audit, that, in my opinion the above
statement is correct.


Lars Breie
External Auditor

LIABILITIES

[illegible]

The above statement has been examined in accordance with my directions. I have obtained all the information and explanations that I have required, and I certify, as result of the audit, that, in my opinion, the above statement is correct.

Clarence H. Moore
Clarence H. Moore, Acting
Chief of Administration

For the Director
Pan American Sanitary Bureau


Lars Breie
External Auditor

SCHEDULE 9

INSTITUTE OF NUTRITION OF CENTRAL AMERICA AND PANAMA
STATEMENT OF QUOTA CONTRIBUTIONS DUE FROM MEMBER COUNTRIES

AS OF 31 DECEMBER 1968

(Expressed in U.S. Dollars)

Member Countries	Balance Due 1 January 1968	Assessments 1968	Collected During 1968	Balance Due 31 December 1968
<u>REGULAR BUDGET</u>				
Costa Rica	92,348	62,425	25,000	129,773
El Salvador	42,424	62,424	-	104,848
Guatemala	6,667	62,424	69,091	-
Honduras	99,848	62,424	25,000	137,272
Nicaragua	74,849	62,424	-	137,273
Panama	-	62,424	-	62,424
Total Regular Budget	<u>316,136</u>	<u>374,545</u>	<u>119,091</u>	<u>571,590</u>
<u>WORKING CAPITAL FUND INCREASE</u>				
Costa Rica	16,667	8,333	-	25,000
El Salvador	8,334	8,333	-	16,667
Guatemala	8,333	8,334	16,667	-
Honduras	8,333	8,334	-	16,667
Nicaragua	16,667	8,333	-	25,000
Panama	-	8,333	-	8,333
Total Working Capital Fund Increase	<u>58,334</u>	<u>50,000</u>	<u>16,667</u>	<u>91,667</u>
<u>EXPANSION OF BUILDING FACILITIES</u>				
Costa Rica	16,666	-	-	16,666
El Salvador	-	-	-	-
Guatemala	-	-	-	-
Honduras	-	-	-	-
Nicaragua	16,667	-	-	16,667
Panama	-	-	-	-
Total Expansion of Building Facilities	<u>33,333</u>	<u>-</u>	<u>-</u>	<u>33,333</u>
GRAND TOTAL	<u>407,803</u>	<u>424,545</u>	<u>135,758</u>	<u>696,590</u>

SCHEDULE 10

INSTITUTE OF NUTRITION OF CENTRAL AMERICA AND PANAMA
ADMINISTERED BY PAN AMERICAN SANITARY BUREAU
SPECIAL FUND FOR EXPANSION OF BUILDING FACILITIES
AS OF 31 DECEMBER 1968
(Expressed in U. S. Dollars)

BALANCE AS OF 1 JANUARY 1968 61,995

EXPENDITURE

Supplies and Equipment 597

Other Services 10,576

Cost Center:

Clerical Services 536

Total Expenditure 11,709

BALANCE AS OF 31 DECEMBER 1968 50,286

INSTITUTE OF NUTRITION OF CENTRAL AMERICA AND PANAMA
ADMINISTERED BY PAN AMERICAN SANITARY BUREAU
STATEMENT OF TRUST FUNDS AS OF 31 DECEMBER 1968
(Expressed in U. S. Dollars)

Particulars	Unobligated Balance 1 January 1968	Received or Receivable During 1968	Transfers	Project Costs	Project Support Costs	Unobligated Balance 31 December 1968
GRANTS						
<u>Agency for International Development</u>						
Development of a Feed Composition Table	-	35,596	-	35,596	-	-
<u>American Cyanamid Company</u>						
Study of Possible Effects of Aureofac on the Intestinal Bacterial Flora and on Growth of Children	348	-	-	348	-	-
<u>Baylor University College of Medicine</u>						
Study of Electrolytes in Protein Calorie Malnutrition	-	6,372	-	6,372	-	-
<u>Conservation Foundation</u>						
Study Conference on Human Ecology in Central America	2,213	(2,213) ^a	-	-	-	-
<u>Esso Research and Engineering Company</u>						
Use of WO-100 Protein in Vegetable Mixtures for Human Feeding	2,283	(2,283) ^a	-	-	-	-
<u>Josiah Macy, Jr. Foundation</u>						
Training in Pediatrics, Nutrition, and Public Health	18,431	31,000	-	47,356	-	2,075
<u>Massachusetts Institute of Technology</u>						
Extending Protein Concentrates for Child Feeding by Addition of Simple Nitrogen Sources	-	19,437	-	19,437	-	-
Evaluation of the Fish Protein Quality Concentrate in Children	-	27,780	-	27,780	-	-
<u>Nestle Alimentana, S.A.</u>						
Evaluation of Protein Product WO-100	-	5,000	-	5,000	-	-
<u>Nutrition Foundation, Inc.</u>						
Metabolic Adaptation to Nutritional Stress	664	3,750	-	4,324	-	90
Departmental Exploratory Research in Nutrition	3,124	-	-	803	-	2,321
<u>Research Corporation, Williams-Waterman Fund</u>						
Assistance to Metabolic Unit	29,272	-	-	27,922	-	1,350
Evaluation of Nutrition Rehabilitation Services	24,774	31,086	-	35,289	-	20,571
Special Fund for Basic Research	3,584	-	-	-	-	3,584
<u>U. S. Army Medical Research Unit</u>						
Collaboration with Parasitic Disease Studies on Serum Specimens from Surveys in Central America	-	4,800	-	4,800	-	-

Particulars	Unobligated Balance 1 January 1968	Received or Receivable During 1968	Transfers	Project Costs	Project Support Costs	Unobligated Balance 31 December 1968
<u>U. S. Army Research and Development Command</u>						
Studies on the Influence of Nutritional Status on Physical Working Capacity	-	20,568	-	20,568	-	-
Investigation of the Forces of Infection Acting on the Central American Population	-	21,532	-	19,417	-	2,115
<u>U. S. Department of Health, Education and Welfare</u>						
<u>National Institutes of Health</u>						
Amino Acid in Metabolism in Children	-	-	506 ^b	506	-	-
Interaction of Nutrition and Infection on Gastro Intestinal Functions of PCM Children	-	-	20,959 ^b	20,959	-	-
Intestinal Colonization by Microorganism	-	-	49,053 ^b	49,053	-	-
Investigation into the Nature and Prevalence of Anemia in Protein Malnutrition	-	7,675	-	7,675	-	-
Metabolic Factors in Protein Malnutrition	-	-	1,644 ^b	1,644	-	-
Nutritional Survey Among Selected Indian Groups in the Guatemalan Highlands of Central America	-	348,384	-	348,384	-	-
Nutritional Survey in Central American Countries and Panama	-	1,604	-	1,604	-	-
Training in Nutritional Sciences	-	-	51,418 ^b	51,418	-	-
National Institutes of Health	-	123,580	(123,580) ^b	-	-	-
General Funding by Letter of Credit	-	-	-	-	-	-
<u>World Health Organization</u>						
Human Testing of Protein-Rich Food Mixtures	19,000	-	-	19,000	-	-
Protein Requirements of Children of Pre-School Age	-	15,000	-	14,309	-	691
Folic Acid and B-12 Levels in Sera from Central America Survey	-	7,000	-	3,199	-	3,801
<u>CONTRIBUTIONS</u>						
Mrs. William Breed	-	25	-	-	1,755	-
Dario de Leon	-	865	-	-	-	-
Saul M. Gomez	-	865	-	-	-	-
Assistance to Applied Nutrition	-	1,755	-	-	-	-
Napoleon Diaz	-	2,820	-	-	3,770	-
Mrs. Donna Thornton Lockard	-	950	-	-	-	-
Education and Training in Nutrition	-	3,770	-	-	-	-
<u>TRANSFERS</u>						
<u>Pan American Health Organization</u>						
Assistance to Applied Nutrition, Training and Research Program	318,762	200,000	-	220,745	-	298,017
Total	422,455	911,193	-	993,508	5,525	334,615
a. Refunded						
b. Transfer from NIH General Funding to INCAP Specific Projects						


ORGANIZATION OF AMERICAN STATES
PROGRAM OF TECHNICAL COOPERATION

ORGANIZATION OF AMERICAN STATES
PROGRAM OF TECHNICAL COOPERATION
ADMINISTERED BY PAN AMERICAN HEALTH ORGANIZATION
STATEMENT OF INCOME AND EXPENDITURES FOR THE YEAR ENDED 31 DECEMBER 1968
(Expressed in U. S. Dollars)

BALANCE AS OF 1 JANUARY 1968		(17,024)
INCOME		
Organization of American States - Program of Technical Cooperation:		
Allocation of Funds for continuation of Project AMRO-77	292,125	
Transfer from Voluntary Contributions to Pan American Foot-and-Mouth Disease Center Fund	20,000	
Miscellaneous Income	<u>3,553</u>	<u>315,678</u>
Total		298,654
EXPENDITURE		
Personnel Costs	215,730	
Duty Travel	6,089	
Project Supplies and Equipment	44,219	
Project Grants and Other	29,223	
Non-Project Supplies and Equipment	1,979	
Non-Project Grants and Other	<u>1,414</u>	
Total Expenditure		<u>298,654^a</u>
BALANCE AS OF 31 DECEMBER 1968		<u><u>-0-</u></u>

a. See informational Annex "Expenditure-All Funds" for Project AMRO-0800 for AFTOSA and PANAF-TOSA financing by PAHO of additional expenditures

For the Director
Pan American Sanitary Bureau


Clarence H. Moore, Acting
Chief of Administration

The above statement has been examined in accordance with my directions. I have obtained all the information and explanations that I have required, and I certify, as a result of the audit, that, in my opinion, the above statement is correct.


Lars Breie
External Auditor

SCHEDULE 12

ORGANIZATION OF AMERICAN STATES
PROGRAM OF TECHNICAL COOPERATION
ADMINISTERED BY PAN AMERICAN HEALTH ORGANIZATION
STATUS OF ALLOCATIONS AS OF 31 DECEMBER 1968
(Expressed in U. S. Dollars)

Particulars	Balance 1 January 1968	Adjustments	Allocations Received During 1968	Total	Expenditures 1968	Unobligated Balance 31 December 1968
Project AMRO-77 for Pan American Foot and Mouth Disease Center						
Allocation - 1 July 1967 to 30 June 1968	(17,024)	20,000 a 3,553 b	292,125	298,654	298,654	-0-
Total	(17,024)	23,553	292,125	298,654	298,654	-0-

a. Transfer from Pan American Health Organization
b. Miscellaneous Income

INFORMATIONAL ANNEX

SUMMARY AND DISTRIBUTION OF EXPENDITURE

SUMMARY OF EXPENDITURE BY SOURCE OF FUND

PAN AMERICAN HEALTH ORGANIZATION

PAHO - Regular	\$ 10,192,649 ^a
PAHO - Special Fund for Health Promotion	400,970 ^b
PAHO - Special Malaria	1,372,407
PAHO - Community Water Supply	116,176
PAHO - Grants and Other Contributions	1,485,737
INCAP and Related Grants	1,358,013
OAS and Voluntary Contributions	298,654
	<hr/>
Sub-Total PAHO	\$ 15,224,606
PAHO - Building Fund	36,672
	<hr/>
TOTAL PAHO	\$ 15,261,278
	<hr/>

WORLD HEALTH ORGANIZATION

WHO - Regular	5,776,386
WHO - MESA	395,869
WHO - Technical Assistance	1,412,361
WHO - United Nations Special Fund	511,872
WHO - Other	135,981
	<hr/>
TOTAL WHO	\$ 8,232,469
	<hr/>
TOTAL PAHO/WHO	\$ 23,493,747
	<hr/>

a. Does not include \$575,898 Budget Provision for Working Capital Fund nor \$250,000 Budget Provision for Special Fund for Health Promotion.

b. Includes \$150,970 expended on Text Book Program.

SUMMARY BY OBJECT OF EXPENDITURE
ALL FUNDS 1968
(Expressed in U.S. Dollars)

Funds	Personnel Costs	Duty Travel	Fellowships	Seminars	Project Supplies and Equipment	Project Grants and Other	Non-Project Supplies and Equipment	Non-Project Common Services and Other	Total
PAHO - Regular	6,727,589	511,622	387,196	162,507	411,430	664,846	527,548	799,911	10,192,649
PAHO - Sp. F. Health Promotion	230,084	13,998	-	-	141,731	15,157	-	-	400,970
PAHO - Special Malaria	1,197,605	71,478	11,827	-	61,586	29,911	-	-	1,372,407
PAHO - Community Water Supply	103,213	9,252	-	-	3,112	599	-	-	116,176
PAHO - Grants and Other Contributions	466,567	26,687	42,055	41,104	334,249	575,075	-	-	1,485,737
INCAP and Related Grants	832,429	17,538	-	-	214,423	293,623	-	-	1,358,013
OAS and Voluntary Contributions	215,730	6,089	-	-	44,219	29,223	1,979	1,414	298,654
Sub-Total PAHO ^{1/}	9,773,217	656,664	441,078	203,611	1,210,750	1,608,434	529,527	801,325	15,224,606
WHO - Regular	2,819,126	294,031	999,462	129,009	939,312	216,607	54,956	323,883	5,776,386
WHO - MESA	349,458	33,488	-	-	12,923	-	-	-	395,869
WHO - Technical Assistance	1,091,076	64,404	226,044	-	15,837	15,000	-	-	1,412,361
WHO - United Nations Special Fund	288,704	19,169	12,187	-	174,953	16,859	-	-	511,872
WHO - Other	52,096	979	-	-	-	82,906	-	-	135,981
Sub-Total WHO	4,600,460	412,071	1,237,693	129,009	1,143,025	331,372	54,956	323,883	8,232,469
	14,373,677	1,068,735	1,678,771	332,620	2,353,775	1,939,806	584,483	1,125,208	23,457,075

^{1/} Does not include Building Expenditures of \$36,672

PAN AMERICAN HEALTH ORGANIZATION
SUMMARY BY OBJECT OF EXPENDITURE

1968 BUDGET

(Expressed in U. S. Dollars)

Object of Expenditure	PART I PAHO	PART II PAHO Headquarters	PART III PAHO Field and Other Programs	Total
Personnel Costs	146,416	2,377,082	4,204,091	6,727,589
Duty Travel	36,721	91,316	383,585	511,622
Fellowships	-	-	387,196	387,196
Seminars	-	-	162,507	162,507
Project Supplies and Equipment	-	-	411,430	411,430
Project Grants and Other	-	-	664,846	664,846
Non-Project Supplies and Equipment	92,670	141,737	293,141	527,548
Non-Project Common Services and Other	11,985	451,721	336,205	799,911
Total:	287,792	3,061,856	6,843,001	10,192,649

STATEMENT OF EXPENDITURE BY BUDGET AND INDIVIDUAL PROJECT

ALL FUNDS - 1968

(Expressed in U. S. Dollars)

	TOTAL	PAHO Regular	PAHO SFHP	PAHO SMF	PAHO CWSE	PAHO Other	WHO Regular	WHO UNDP	WHO Other
PART I - Organizational Meetings and Conference Services	403,434	287,792	-	-	-	25,000 ^a	90,642	-	-
PART II - Headquarters	4,598,307	3,061,856	-	-	-	-	1,494,846	-	41,605 ^c
PART III - Field and Other Programs									
ZONE OFFICES									
ZONE I (Caracas)	155,316	147,553	-	5,563	-	-	2,200	-	-
ZONE II (Mexico City)	113,576	86,995	-	-	-	-	26,581	-	-
ZONE III (Guatemala City)	208,829	189,898	-	9,081	-	-	9,850	-	-
ZONE IV (Lima)	132,880	126,880	-	-	-	-	5,800	-	-
ZONE V (Rio de Janeiro)	191,880	163,508	-	26,497	-	-	1,875	-	-
ZONE VI (Buenos Aires)	109,050	104,650	-	-	-	-	4,400	-	-
Total Zone Offices	911,331	819,484	-	41,141	-	-	50,706	-	-
PROJECTS									
ARGENTINA									
0200 Malaria Eradication	27,583	24,639	-	2,944	-	-	-	-	-
0300 Smallpox Eradication	12,147	-	-	-	-	-	12,147	-	-
0400 Tuberculosis Control	1,451	-	-	-	-	-	1,451	-	-
0700 Pan American Zoonoses Center	326,185	68,500	-	-	-	-	-	257,685	-
0902 Chagas' Disease	4,034	4,034	-	-	-	-	-	-	-
2200 Water Supplies	28,056	1,457	-	-	-	-	26,599	-	-
3100 Health Services	65,749	41,366	-	-	-	-	24,383	-	-
3101 Fellowships	20,599	600	-	-	-	-	19,999	-	-
3102 Provincial Health Services	22,378	3,199	-	-	-	-	-	19,179	-
3104 Health Services in Cuyo Region	9,036	9,036	-	-	-	-	-	-	-

a) Grants; e) WHO Other Sources

	TOTAL	PAHO Regular	PAHO SFHP	PAHO SMF	PAHO CWSF	PAHO Other	WHO Regular	WHO UNDP	WHO Other
ARGENTINA (continued)									
3301 National Institute of Microbiology	225	225	-	-	-	-	-	-	-
3500 Health Statistics	9,836	9,836	-	-	-	-	-	-	-
3504 Data Processing Center	17,620	-	-	-	-	-	17,620	-	-
4200 Nutrition	7,257	7,257	-	-	-	-	-	-	-
4300 Mental Health	6,277	6,277	-	-	-	-	-	-	-
4302 Mental Health Research	2,500	-	-	-	-	2,500 ^a	-	-	-
4303 Family Interaction and Schizophrenia	12,817	-	-	-	-	12,817 ^a	-	-	-
4500 Radiation Protection	9,198	9,198	-	-	-	-	-	-	-
4600 Industrial Hygiene	726	726	-	-	-	-	-	-	-
4601 Air Pollution	1,034	-	-	-	-	-	1,034	-	-
4700 Food Control	3,870	-	-	-	-	-	-	3,870	-
4801 Rehabilitation	17,062	-	-	-	-	-	-	17,062	-
4803 Latin American Center for Medical Administration	90,497	90,497	-	-	-	-	-	-	-
6100 School of Public Health	26,577	-	-	-	-	-	26,577	-	-
6200 Medical Education	7,472	-	-	-	-	-	7,472	-	-
6201 Health Manpower Study	28,146	-	-	-	-	-	28,146	-	-
6202 Center for Biostatistics and Demography	5,495	5,495	-	-	-	-	-	-	-
6300 Nursing Education	17,571	-	-	-	-	-	-	17,571	-
6400 Sanitary Engineering Education	15,467	15,467	-	-	-	-	-	-	-
6700 Training of Statistics Personnel	12,591	12,591	-	-	-	-	-	-	-
	809,456	310,400	-	2,944	-	15,317	165,428	315,367	-
BARBADOS									
2200 Water Supplies	2,774	-	-	-	-	-	-	2,774	-
2300 Aedes aegypti Eradication	1,629	1,629	-	-	-	-	-	-	-
3100 Health Services	18,216	13,618	-	-	-	-	4,598	-	-
4801 Hospital Administration	13,428	-	-	-	-	-	-	13,428	-
6300 Nursing Education	11,815	11,815	-	-	-	-	-	-	-
	47,862	27,062	-	-	-	-	4,598	16,202	-
BOLIVIA									
0200 Malaria Eradication	68,175	59,350	-	8,825	-	-	-	-	-
0300 Smallpox Eradication	7,664	-	-	-	-	-	1,840	5,824	-
0901 Typhus	1,560	-	-	-	-	-	1,560	-	-
3100 Health Services	48,599	41,190	-	-	-	-	7,409	-	-
3101 National Plan for Rural Development	12,281	-	-	-	-	-	-	12,281	-

a) Grants

	TOTAL	PAHO Regular	PAHO SFHP	PAHO SMF	PAHO CWSF	PAHO Other	WHO Regular	WHO UNDP	WHO Other
BOLIVIA (continued)									
3102 Fellowships	20,079	-	-	-	-	-	20,079	-	-
3104 Health Services (Cochabamba and Tarija)	17,104	-	-	-	-	-	-	17,104	-
3500 Health Statistics	6,522	-	-	-	-	-	6,522	-	-
4500 Radiation Protection	7,947	1,236	-	-	-	-	6,711	-	-
6200 Medical Education	3,710	-	-	-	-	-	3,710	-	-
6400 Sanitary Engineering Education	5,793	5,793	-	-	-	-	-	-	-
6500 Veterinary Medicine Education	5,830	-	-	-	-	-	5,830	-	-
6600 Dental Education	1,814	-	-	-	-	-	1,814	-	-
	207,078	107,569	-	8,825	-	-	55,475	35,209	-
BRAZIL									
0200 Malaria Eradication	411,121	-	-	338,249	-	-	72,872	-	-
0300 Smallpox Eradication	481,024	-	-	-	-	-	481,024	-	-
0701 Rabies Control	7,556	-	-	-	-	-	7,556	-	-
0900 Schistosomiasis	2,605	2,605	-	-	-	-	-	-	-
0901 Plague Research	2,298	-	-	-	-	-	2,298	-	-
0902 Chagas' Disease	2,500	2,500	-	-	-	-	-	-	-
2100 Environmental Sanitation	63,231	63,231	-	-	-	-	-	-	-
2101 Air and Water Pollution Control	28,975	-	-	-	-	-	-	28,975	-
2200 Water Supplies	3,957	2,352	-	-	1,605	-	-	-	-
2300 Aedes aegypti Eradication	17,137	17,137	-	-	-	-	-	-	-
3101 Health Services in the Northeast	150,134	54,416	-	-	-	-	80,913	14,805	-
3105 Fellowships	36,921	-	-	-	-	-	36,921	-	-
3200 Nursing Services	46,842	46,842	-	-	-	-	-	-	-
3301 National Virus Laboratory Services	16,152	4,606	-	-	-	-	-	11,546	-
3302 Yellow Fever Laboratory	8,290	8,290	-	-	-	-	-	-	-
3400 Health Education	14,669	-	-	-	-	-	14,669	-	-
3500 Health Statistics	35,309	-	-	-	-	-	35,309	-	-
3700 Health Planning	30,900	30,900	-	-	-	-	-	-	-
4100 Training Center in Nursing Midwifery	16,734	-	-	-	-	-	16,734	-	-
4200 Nutrition	36,481	-	-	-	-	-	36,481	-	-
4201 Nutrition Courses	582	582	-	-	-	-	-	-	-
4203 Institute of Nutrition (Recife)	36,967	34,596	-	-	-	2,371 ^a	-	-	-
4300 Mental Health	2,134	2,134	-	-	-	-	-	-	-
4500 Radiation Protection	885	885	-	-	-	-	-	-	-
4800 Medical Care Services	39,953	39,953	-	-	-	-	-	-	-

a) Grants

	TOTAL	PAHO Regular	PAHO SFHP	PAHO SMF	PAHO CWSF	PAHO Other	WHO Regular	WHO UNDP	WHO Other
BRAZIL (continued)									
6101 School of Public Health (Sao Paulo)	17,910	-	-	-	-	-	17,910	-	-
6200 Medical Education	67,730	33,374	-	-	-	-	34,356	-	-
6202 Pediatric Education (Recife)	8,401	8,401	-	-	-	-	-	-	-
6203 Research Training	6,826	6,826	-	-	-	-	-	-	-
6204 Teaching of Preventive Medicine	5,346	5,346	-	-	-	-	-	-	-
6221 Library of Medicine	70,532	-	-	-	-	70,532 ^a	-	-	-
6222 Library of Medicine	4,972	-	-	-	-	4,972 ^a	-	-	-
6223 Library of Medicine	18,010	-	-	-	-	18,010 ^a	-	-	-
6300 Nursing Education	6,500	6,500	-	-	-	-	-	-	-
6302 Training of Nursing Auxiliaries	2,827	2,827	-	-	-	-	-	-	-
6400 Institute of Sanitary Engineering	38,610	-	-	-	-	-	-	38,610	-
6401 Sanitary Engineering Education	29,396	29,396	-	-	-	-	-	-	-
6500 Veterinary Medicine Education	18,409	18,409	-	-	-	-	-	-	-
6600 Dental Education	7,360	7,360	-	-	-	-	-	-	-
6700 Biostatistics Education and Population Dynamics	39,007	-	-	-	-	-	39,007	-	-
	1,835,193	429,468	-	338,249	1,605	95,885	876,050	93,936	-
BRITISH HONDURAS									
0200 Malaria Eradication	15,778	-	-	15,620	-	-	158	-	-
3100 Health Services	30,722	3,200	-	-	-	-	27,522	-	-
	46,500	3,200	-	15,620	-	-	27,680	-	-
CANADA									
3101 Fellowships	18,517	-	-	-	-	-	18,517	-	-
	18,517	-	-	-	-	-	18,517	-	-
CHILE									
0300 Smallpox Eradication	20,799	-	-	-	-	-	20,799	-	-
0400 Tuberculosis Control	1,356	1,356	-	-	-	-	-	-	-
0600 Venereal Disease Control	6,660	6,660	-	-	-	-	-	-	-
2100 Environmental Sanitation	732	732	-	-	-	-	-	-	-
3100 Health Services	32,311	958	-	-	-	-	20,973	10,380	-

a) Grants

	TOTAL	PAHO Regular	PAHO SFHP	PAHO SMF	PAHO CWSF	PAHO Other	WHO Regular	WHO UNDP	WHO Other
CHILE (continued)									
3101 Fellowships	19,059	967	-	-	-	-	18,092	-	-
3105 Health Manpower Studies	6,000	6,000	-	-	-	-	-	-	-
3200 Nursing Services	1,641	-	-	-	-	-	1,641	-	-
3301 Microbiology Center	1,677	-	-	-	-	-	1,677	-	-
3701 Research on Needs for Medical Care Services	4,888	4,888	-	-	-	-	-	-	-
4100 Maternal and Child Health	9,444	9,444	-	-	-	-	-	-	-
4102 Pediatrics Residencies	7,972	-	-	-	-	-	7,972	-	-
4103 Clinical and Social Pediatrics Courses	10,807	-	-	-	-	-	10,807	-	-
4200 Nutrition	733	-	-	-	-	-	733	-	-
4201 Brain Development in Malnourished Children	4,362	4,362	-	-	-	-	-	-	-
4300 Mental Health	5,004	5,004	-	-	-	-	-	-	-
4601 Institute of Occupational Health	24,344	-	-	-	-	-	-	24,344	-
4800 Medical Care Services	11,661	11,661	-	-	-	-	-	-	-
4801 Rehabilitation	17,997	-	-	-	-	-	-	17,997	-
4802 Cancer	9,376	9,376	-	-	-	-	-	-	-
4803 Hospital Architecture	2,590	2,590	-	-	-	-	-	-	-
6100 School of Public Health	3,866	-	-	-	-	-	3,866	-	-
6200 Medical Education	10,530	10,530	-	-	-	-	-	-	-
6201 Training in the Medical Use of Radioisotopes	2,000	2,000	-	-	-	-	-	-	-
6400 Sanitary Engineering Education	15,592	-	-	-	-	-	15,592	-	-
6700 Population Dynamics	20,000	20,000	-	-	-	-	-	-	-
	251,401	96,528	-	-	-	-	102,152	52,721	-
COLOMBIA									
0200 Malaria Eradication	155,907	153,066	-	2,841	-	-	-	-	-
0300 Smallpox Eradication	20,239	-	-	-	-	-	20,239	-	-
2200 Water Supplies	24,266	-	-	-	-	-	24,266	-	-
2300 Aedes aegypti Eradication	13,492	13,492	-	-	-	-	-	-	-
3100 Health Services	175,409	33,805	-	-	-	-	56,720	84,884	-
3103 Special Public Health Administration Programs	2,143	2,143	-	-	-	-	-	-	-
3301 National Institute of Health (Carlos Finlay)	43,401	43,401	-	-	-	-	-	-	-
4101 Clinical and Social Pediatrics	3,618	-	-	-	-	-	3,618	-	-
4900 Health and Population Dynamics	2,648	-	-	-	-	-	-	-	-
6100 School of Public Health	9,545	-	-	-	-	2,648 ^a	9,545	-	-

a) Grants

	TOTAL	PAHO Regular	PAHO SFHP	PAHO SMF	PAHO CWSF	PAHO Other	WHO Regular	WHO UNDP	WHO Other
COLOMBIA (continued)									
6200 Health Manpower Studies	2,637	-	-	-	-	2,637 ^a	-	-	-
6201 Medical Education	20,012	20,012	-	-	-	-	-	-	-
6203 Center for Teaching Pathology	2,752	2,752	-	-	-	-	-	-	-
6204 Experimental Studies of Health Services	17,889	-	-	-	-	17,889 ^a	-	-	-
6400 Sanitary Engineering Education	28,200	26,119	-	-	-	2,081 ^a	-	-	-
6600 Dental and Medical Education	15,271	15,271	-	-	-	-	-	-	-
	537,429	310,061	-	2,841	-	25,255	114,388	84,884	-
COSTA RICA									
0200 Malaria Eradication	59,117	-	-	27,987	-	-	31,130	-	-
3100 Health Services	52,529	52,529	-	-	-	-	-	-	-
3101 Fellowships	40,946	-	-	-	-	-	40,946	-	-
3300 Laboratory Services	3,301	3,301	-	-	-	-	-	-	-
4700 Drug Control	4,693	-	-	-	-	-	-	4,693	-
4800 Medical Care Services	5,685	-	-	-	-	-	5,685	-	-
6300 Advanced Nursing Education	17,687	17,687	-	-	-	816 ^a	-	-	-
6400 Sanitary Engineering Education	2,216	1,400	-	-	-	-	-	-	-
6600 Dental Education	983	983	-	-	-	-	-	-	-
6700 Biostatistics Education	3,000	-	-	-	-	-	3,000	-	-
	190,157	75,900	-	27,987	-	816	80,761	4,693	-
CUBA									
0200 Malaria Eradication	6,253	-	-	-	-	-	6,253	-	-
2300 Aedes aegypti Eradication	84,162	84,162	-	-	-	-	-	-	-
3100 Health Services	97,321	-	-	-	-	-	25,008	72,313	-
3300 Laboratory Services	2,448	-	-	-	-	-	2,448	-	-
4200 Nutrition	7,960	-	-	-	-	-	-	7,960	-
6100 School of Public Health	2,122	-	-	-	-	-	2,122	-	-
6200 Medical Education	758	758	-	-	-	-	-	-	-
6400 Sanitary Engineering Education	2,548	-	-	-	-	-	2,548	-	-
	203,572	84,920	-	-	-	-	38,379	80,273	-

a) Grants

	TOTAL	PAHO Regular	PAHO SFHP	PAHO SMF	PAHO CNSF	PAHO Other	WHO Regular	WHO UNDP	WHO Other
DOMINICAN REPUBLIC									
0200 Malaria Eradication	61,049	-	-	55,954	-	-	5,095	-	-
0400 Tuberculosis Control	5,239	-	-	-	-	-	-	5,239	-
2200 Water Supplies	22,249	22,249	-	-	-	-	-	-	-
3100 Health Services	193,193	91,499	-	-	-	23,749 ^a	39,286	38,659	-
3300 Laboratory Services	4,622	4,622	-	-	-	-	-	-	-
4200 Nutrition	21,735	-	-	-	-	-	21,735	-	-
6200 Medical Education	7,872	-	-	-	-	-	7,872	-	-
6300 Nursing Education	8,476	-	-	-	-	3,102 ^a	5,374	-	-
6400 Sanitary Engineering Education	40	40	-	-	-	-	-	-	-
6600 Dental Education	4,977	-	-	-	-	-	4,977	-	-
	329,452	118,410	-	55,954	-	26,851	84,339	43,898	-
ECUADOR									
0100 Communicable Disease Control	24,212	-	-	-	-	-	-	24,212	-
0200 Malaria Eradication	98,768	-	-	67,806	-	-	9,724	21,238	-
0300 Smallpox Eradication	44,306	-	-	-	-	-	44,306	-	-
0400 Tuberculosis Control	5,032	5,032	-	-	-	-	-	-	-
0500 Leprosy Control	21,274	-	-	-	-	-	21,274	-	-
0900 Plague Control	26,902	-	-	-	-	-	25,212	1,690	-
2100 Environmental Sanitation	27,297	-	-	-	-	-	27,297	-	-
2200 Water Supplies	3,027	-	-	-	3,027	-	-	-	-
3100 Health Services	135,518	18,684	-	-	-	-	58,066	58,768	-
3101 Fellowships	14,678	14,678	-	-	-	-	-	-	-
3102 Rural Medical Services	2,586	2,586	-	-	-	-	-	-	-
3301 National Institute of Health	2,072	2,072	-	-	-	-	-	-	-
4202 Goiter Prevention	14,507	14,507	-	-	-	-	-	-	-
4203 Nutrition (Portoviejo)	2,507	-	-	-	-	2,507 ^a	-	-	-
4204 Endemic Goiter and Mental Retardation	2,812	-	-	-	-	2,812 ^a	-	-	-
6200 Medical Education	1,394	-	-	-	-	-	1,394	-	-
6300 Nursing Education	23,676	-	-	-	-	-	23,676	-	-
6400 Sanitary Engineering Education	2,850	2,850	-	-	-	-	-	-	-
6600 Dental Education	1,779	-	-	-	-	-	1,779	-	-
	455,197	60,409	-	67,806	3,027	5,319	212,728	105,908	-

a) Grants

	TOTAL	PAHO Regular	PAHO SFHP	PAHO SMF	PAHO CWSF	PAHO Other	WHO Regular	WHO UNDP	WHO Other
EL SALVADOR									
0200 Malaria Eradication	111,042	-	-	30,021	-	-	81,021	-	-
2300 Aedes aegypti Eradication	997	997	-	-	-	-	-	-	-
3100 Health Services	65,104	46,694	-	-	-	-	-	18,410	-
3101 Fellowships	28,669	-	-	-	-	-	28,669	-	-
3300 Laboratory Services	2,716	-	-	-	-	-	2,716	-	-
6400 Sanitary Engineering Education	3,180	3,180	-	-	-	-	-	-	-
6600 Dental Education	2,330	-	-	-	-	-	2,330	-	-
	214,038	50,871	-	30,021	-	-	114,736	18,410	-
FRENCH ANTILLES AND GUIANA									
0500 Leprosy Control	721	721	-	-	-	-	-	-	-
3300 Laboratory Services	3,036	3,036	-	-	-	-	-	-	-
	3,757	3,757	-	-	-	-	-	-	-
GUATEMALA									
0200 Malaria Eradication	145,904	-	-	41,880	-	-	13,336	-	90,688 ^d
2200 Water Supplies	458	458	-	-	-	-	-	-	-
2300 Aedes aegypti Eradication	2,917	2,917	-	-	-	-	-	-	-
3100 Health Services	72,783	24,941	-	-	-	-	47,842	-	-
3200 Nursing Services	15,816	5,312	-	-	-	10,504 ^a	-	-	-
3300 Laboratory Services	35,621	5,489	-	-	-	259 ^a	-	29,873	-
4800 Medical Care Services	2,329	2,329	-	-	-	-	-	-	-
4801 Rehabilitation	3,100	3,100	-	-	-	-	-	-	-
6200 Medical Education	3,595	3,595	-	-	-	-	-	-	-
6400 Sanitary Engineering Education	3,585	3,585	-	-	-	-	-	-	-
6500 Veterinary Medicine Education	8,949	8,949	-	-	-	-	-	-	-
	295,057	60,675	-	41,880	-	10,763	61,178	29,873	90,688
GUYANA									
0200 Malaria Eradication	68,840	-	-	39,993	-	-	28,847	-	-
3100 Health Services	60,288	-	-	-	-	-	60,288	-	-
3200 Nursing Services	27,153	11,770	-	-	-	-	-	15,383	-
	156,281	11,770	-	39,993	-	-	89,135	15,383	-

a) Grants; d) WHO Malaria Eradication Special Account

	TOTAL	PAHO Regular	PAHO SFHP	PAHO SMF	PAHO CWSF	PAHO Other	WHO Regular	WHO UNDP	WHO Other
HAITI									
0200 Malaria Eradication	132,130	-	-	110,280	-	-	21,850	-	-
0300 Smallpox Eradication	2,529	-	-	-	-	-	2,529	-	-
0600 Yaws Eradication	15,195	-	-	-	-	-	15,195	-	-
2200 Water Supplies	106,294	26,972	-	-	2,123	77,199 ^a	-	-	-
3100 Health Services	73,901	12,565	-	-	-	-	-	61,336	-
3102 Fellowships	26,027	-	-	-	-	-	26,027	-	-
3300 Laboratory Services	2,713	2,713	-	-	-	-	-	-	-
4200 Nutrition	36,861	-	-	-	-	36,861 ^a	-	-	-
4204 Nutrition and Maternal and Child Health	19,297	-	-	-	-	19,297 ^a	-	-	-
4205 Corn Breeding Improvement Project	3,000	-	-	-	-	3,000 ^a	-	-	-
6200 Medical Education	2,459	2,459	-	-	-	-	-	-	-
6300 Nursing Education	841	841	-	-	-	-	-	-	-
	421,247	45,550	-	110,280	2,123	136,357	65,601	61,336	-
HONDURAS									
0200 Malaria Eradication	78,426	-	-	27,420	-	-	51,006	-	-
0400 Tuberculosis Control	5,133	5,133	-	-	-	-	-	-	-
2200 Water Supplies	8,444	-	-	-	-	-	8,444	-	-
2300 Aedes aegypti Eradication	3,769	3,769	-	-	-	-	-	-	-
3100 Health Services	71,205	-	-	-	-	-	-	71,205	-
3102 Fellowships	28,034	4,998	-	-	-	-	23,036	-	-
4800 Medical Care Services	9,888	-	-	-	-	-	9,888	-	-
6200 Medical Education	11,025	-	-	-	-	-	11,025	-	-
6300 Nursing Education	17,630	17,630	-	-	-	-	-	-	-
6400 Sanitary Engineering Education	3,847	3,847	-	-	-	-	-	-	-
	237,401	35,377	-	27,420	-	-	103,399	71,205	-
JAMAICA									
2200 Water Supplies	52,422	-	-	-	22,545	-	-	29,877	-
2201 Groundwater Survey in Two Interior Areas	1,978	-	-	-	-	-	-	-	1,978 ^e
3100 Health Services	38,967	-	-	-	-	-	35,284	3,683	-
4300 Mental Health	32,630	12,763	-	-	-	-	-	19,867	-
4509 Radiation Surveillance	909	909	-	-	-	-	-	-	-
4800 Medical Care and Hospital Administration	13,031	13,031	-	-	-	-	-	-	-
6201 Department of Preventive Medicine (UWI)	7,241	-	-	-	-	-	7,241	-	-
6301 Advanced Nursing Education (UWI)	20,944	-	-	-	-	-	20,944	-	-
	168,122	26,703	-	-	22,545	-	63,469	53,427	1,978

a) Grants; e) WHO Other Sources

	TOTAL	PAHO Regular	PAHO SFHP	PAHO SMF	PAHO CWSF	PAHO Other	WHO Regular	WHO UNDP	WHO Other
MEXICO									
0200 Malaria Eradication	103,335	-	-	20,487	-	-	44,084	38,764	-
0400 Tuberculosis Control	1,256	-	-	-	-	-	1,256	-	-
0701 Zoonoses Control	2,830	2,830	-	-	-	-	-	-	-
2200 Water Supplies	37,845	37,845	-	-	-	-	-	-	-
3100 Health Services	14,577	-	-	-	-	-	14,577	-	-
3102 Fellowships	7,464	-	-	-	-	-	7,464	-	-
3300 Laboratory Services	19,936	19,936	-	-	-	-	-	-	-
3301 Training Center in Immunology	2,502	2,502	-	-	-	-	-	-	-
3302 Vaccine Production	23,022	5,502	-	-	-	-	-	17,520	-
3500 Biostatistics and Social Security	1,768	-	-	-	-	-	-	1,768	-
4600 Industrial Hygiene	3,724	-	-	-	-	-	-	3,724	-
4801 Medical Services in Rural Areas	9,383	-	-	-	-	-	848	9,383	-
6100 School of Public Health	848	-	-	-	-	-	848	-	-
6200 Medical Education	17,145	-	-	-	-	-	17,145	-	-
6300 Nursing Education	24,633	24,633	-	-	-	-	-	-	-
6400 Sanitary Engineering Education	37,170	24,591	-	-	-	-	12,579	-	-
	307,438	117,839	-	20,487	-	-	97,953	71,159	-
NICARAGUA									
0200 Malaria Eradication	147,493	-	-	64,122	-	-	83,371	-	-
2200 Water Supplies	25,114	-	-	-	25,114	-	-	-	-
3100 Health Services	75,513	-	-	-	-	-	53,442	22,071	-
3300 Laboratory Services	5,533	5,533	-	-	-	-	-	-	-
4800 Medical Care Services	8,752	8,752	-	-	-	-	-	-	-
6200 Medical Education	2,190	-	-	-	-	-	2,190	-	-
6300 Nursing Education	4,061	4,061	-	-	-	-	-	-	-
6400 Sanitary Engineering Education	2,640	1,635	-	-	-	1,005 ^a	-	-	-
6600 Dental Education	681	-	-	-	-	-	681	-	-
	271,977	19,981	-	64,122	25,114	1,005	139,684	22,071	-
PANAMA									
0200 Malaria Eradication	101,492	-	-	22,561	-	-	3,914	-	75,017 ^d
3100 Health Services	63,512	4,805	-	-	-	-	-	58,707	-
3101 Fellowships	29,176	-	-	-	-	-	29,176	-	-
3700 Health Planning	4,492	4,492	-	-	-	-	-	-	-
4700 Food and Drug Control	12,172	7,151	-	-	-	-	5,021	-	-

a) Grants; d) WHO Malaria Eradication Special Account

	TOTAL	PAHO Regular	PAHO SFHP	PAHO SMF	PAHO CMHF	PAHO Other	WHO Regular	WHO UNDP	WHO Other
PANAMA (continued)									
6200 Medical Education	9,670	4,045	-	-	-	-	5,625	-	-
6300 Nursing Education	10,700	-	-	-	-	-	10,700	-	-
6400 Sanitary Engineering Education	1,896	1,896	-	-	-	-	-	-	-
6600 Dental Education	2,818	-	-	-	-	-	2,818	-	-
	235,928	22,389	-	22,561	-	-	57,254	58,707	75,017
PARAGUAY									
0200 Malaria Eradication	71,109	-	-	59,141	-	-	11,968	-	-
0201 Economic Benefits of Malaria Eradication	24,657	-	-	24,657	-	-	-	-	-
0300 Smallpox Eradication	16,195	-	-	-	-	-	16,195	-	-
2200 Water Supplies	1,427	1,427	-	-	-	-	-	-	-
3100 Health Services	101,957	18,435	-	-	-	-	-	83,522	-
3101 Fellowships	20,967	4,222	-	-	-	-	16,745	-	-
6400 Sanitary Engineering Education	3,298	-	-	-	-	-	3,298	-	-
6600 Dental Education	3,266	3,266	-	-	-	-	-	-	-
	242,876	27,350	-	83,798	-	-	48,206	83,522	-
PERU									
0200 Malaria Eradication	110,376	-	-	110,281	-	-	95	-	-
0300 Smallpox Eradication	56,428	-	-	-	-	-	56,428	-	-
0900 Plague Control	10,362	-	-	-	-	-	10,362	-	-
2100 Environmental Sanitation	18,723	433	-	-	1,708	-	-	16,582	-
2200 Water Supplies	8,752	7,074	-	-	1,678	-	-	-	-
3100 Health Services	87,211	37,361	-	-	-	-	-	49,850	-
3101 Fellowships	59,586	19,080	-	-	-	-	40,506	-	-
3102 Andean Region Development Program	6,700	-	-	-	-	-	4,671	2,029	-
4200 Nutrition	19,771	-	-	-	-	-	19,771	-	-
4202 Development of Nutrition Recuperation Centers in the Peruvian Highlands	10,208	-	-	-	-	10,208 ^a	-	-	-
4500 Radiation Protection	7,633	-	-	-	-	-	7,633	-	-
6100 School of Public Health	2,234	2,234	-	-	-	-	-	-	-
6200 Medical Education	11,998	11,998	-	-	-	-	-	-	-
6300 Nursing Education	30,112	12,736	-	-	-	-	17,376	-	-
6400 Sanitary Engineering Education	10,072	10,072	-	-	-	-	-	-	-
6500 Veterinary Medicine Education	23,976	-	-	-	-	-	23,976	-	-
	474,142	100,988	-	110,281	3,386	10,208	180,818	68,461	-

a) Grants

	TOTAL	PAHO Regular	PAHO SFHP	PAHO SMF	PAHO CMHF	PAHO Other	WHO Regular	WHO UNDP	WHO Other
URUGUAY (continued)									
4600 Industrial Hygiene	312	312	-	-	-	-	-	-	-
4800 Medical Care and Hospital Administration	15,586	285	-	-	-	-	-	15,301	-
6100 Training of Health Personnel	4,662	4,662	-	-	-	-	-	-	-
6200 Medical Education	35,164	16,075	-	-	-	-	19,089	-	-
6400 Sanitary Engineering Education	4,374	4,374	-	-	-	-	-	-	-
6500 Veterinary Medicine Education	43	43	-	-	-	-	-	-	-
	245,345	82,500	-	-	15,504	-	102,856	44,485	-
VENEZUELA									
2200 Water Supplies	41,650	-	-	-	-	-	41,650	-	-
2300 Aedes aegypti Eradication	17,026	17,026	-	-	-	-	-	-	-
2400 Housing and Urbanization	16,851	-	-	-	-	-	16,851	-	-
3102 Fellowships	74,964	12,870	-	-	-	-	62,094	-	-
3103 Medical and Dental Manpower Studies	17,783	17,783	-	-	-	-	-	-	-
	19,320	-	-	-	-	-	-	19,320	-
3300 Laboratory Services	632	632	-	-	-	-	-	-	-
3301 National Institute of Hygiene	810	810	-	-	-	-	-	-	-
4200 Nutrition	15,428	-	-	-	-	-	-	15,428	-
4300 Mental Health	4,913	4,913	-	-	-	-	-	-	-
4600 Industrial Hygiene	19,980	451	-	-	-	-	19,529	-	-
4800 Medical Care Services	31,455	1,289	-	-	-	-	30,166	-	-
4801 Rehabilitation	11,511	9,261	-	-	-	-	-	2,250	-
4802 Center on Hospital Maintenance and Engineering	31,118	-	-	-	-	-	31,118	-	-
6100 School of Public Health	28,656	28,656	-	-	-	-	-	-	-
6200 Medical Education	161	161	-	-	-	-	-	-	-
6300 Nursing Education	223,812	-	-	-	-	-	-	134,424	89,388 ^e
6400 Sanitary Engineering Education	9,106	-	-	-	-	-	9,106	-	-
6500 Veterinary Medicine Education	17,291	-	-	-	-	-	17,291	-	-
6600 Dental Education	582,467	93,852	-	-	-	-	227,805	171,422	89,388
WEST INDIES									
0200 Malaria Eradication	1,257	-	-	1,257	-	-	-	-	-
0500 Leprosy Control	737	737	-	-	-	-	-	-	-
0701 Rabies Control (Grenada)	9,773	-	-	-	-	-	9,773	-	-
2200 Water Supplies	41,160	2,730	-	-	-	-	-	38,430	-
3102 Fellowships	33,640	24,042	-	-	-	-	9,598	-	-

e) WHO Other Sources

	TOTAL	PAHO Regular	PAHO SFHP	PAHO SMF	PAHO CWSF	PAHO Other	WHO Regular	WHO UNDP	WHO Other
WEST INDIES (continued)									
3200 Nursing Services	33,915	-	-	-	-	-	33,915	-	-
3300 Laboratory Services	1,875	1,875	-	-	-	-	-	-	-
4200 Nutrition	4,070	-	-	-	-	-	4,070	-	-
4802 Training in Hospital Administration	8,003	-	-	-	-	-	-	8,003	-
	134,430	29,384	-	1,257	-	-	57,356	46,433	-
INTERCOUNTRY AND INTERZONE PROJECTS									
AMRO									
0101 Epidemiology (Zone I)	11,155	11,155	-	-	-	-	-	-	-
0102 Epidemiology (Zone II)	33,933	33,933	-	-	-	-	-	-	-
0103 Epidemiology (Zone III)	28,142	28,142	-	-	-	-	-	-	-
0104 Epidemiology (Zone IV)	25,482	25,482	-	-	-	-	-	-	-
0106 Epidemiology (Zone VI)	28,618	28,618	-	-	-	-	-	-	-
0107 Parasitic Diseases	38,208	38,208	-	-	-	-	-	-	-
0200 Malaria Technical Advisory Services	91,356	-	-	62,568	-	-	-	-	28,788 ^d
0203 Malaria Technical Advisory Services (Zone III)	113,686	-	-	1,131	-	-	-	-	112,555 ^d
0209 Insecticide Testing Teams	4,916	-	-	-	-	-	-	-	4,916 ^d
0210 Malaria Eradication Epidemiology Teams	14,905	-	-	-	-	-	-	-	14,905 ^d
0216 Research in Epidemiology of Malaria Eradication in Problem Areas	129,632	-	-	11,042	-	-	49,590	-	69,000 ^d
0217 Field Investigations of Mass Drug Treatment	14,568	-	-	14,568	-	-	-	-	-
0218 Promotion of Rural Health Services and Eradication Campaigns	82,376	-	-	82,376	-	-	-	-	-
0300 Smallpox Eradication	105,469	20,647	-	-	-	-	84,822	-	-
0304 Smallpox Eradication (Zone IV)	13,042	-	-	-	-	-	13,042	-	-
0306 Smallpox Eradication (Zone VI)	19,592	-	-	-	-	-	19,592	-	-
0307 Seminars on Smallpox Eradication	8,476	-	-	-	-	-	8,476	-	-
0309 Seminar on Administration of Immunization Programs in Smallpox Campaigns	21,647	-	-	-	-	-	21,647	-	-
0400 Tuberculosis Control	23,757	-	-	-	-	-	23,757	-	-
0404 Tuberculosis Control (Zone IV)	21,032	-	-	-	-	-	21,032	-	-
0500 Leprosy Control	7,336	7,336	-	-	-	-	-	-	-
0504 Leprosy Control (Zone IV)	24,683	-	-	-	-	-	24,683	-	-
0506 Leprosy Control (Zone VI)	15,203	-	-	-	-	-	15,203	-	-
0507 Courses on Rehabilitation and Prevention of Deformities (Leprosy)	6,332	-	-	-	-	-	6,332	-	-
0508 Seminars on Leprosy Control	43,788	-	-	-	-	-	43,788	-	-

d) WHO Malaria Eradication Special Account

	TOTAL	PAHO Regular	PAHO SFHP	PAHO SMF	PAHO CWSP	PAHO Other	WHO Regular	WHO UNDP	WHO Other
AMRO (continued)									
0600 Venereal Disease Control	540	540	-	-	-	-	-	-	-
0700 Pan American Zoonoses Center	297,904	46,185	-	-	-	188,775 ^a	62,944	-	-
0702 Veterinary Public Health (Zone II)	19,696	19,696	-	-	-	-	-	-	-
0703 Veterinary Public Health (Zone III)	25,782	-	-	-	-	-	25,782	-	-
0704 Veterinary Public Health (Zone IV)	18,846	-	-	-	-	-	18,846	-	-
0708 Rabies Control	662	662	-	-	-	-	-	-	-
0710 Rabies Control: Mexico-United States Border	231,911	6,899	-	-	-	225,012 ^a	-	-	-
0711 Veterinary Public Health Seminars (Zone III)	3,789	-	-	-	-	-	3,789	-	-
0714 Symposium on the Health Aspects of the International Movement of Animals	23,556	12,366	-	-	-	11,190 ^a	-	-	-
0715 Symposium on the Health Aspects of the International Movement of Animals	4,979	-	-	-	-	4,979 ^a	-	-	-
0800 Pan American Foot-and-Mouth Disease Center	851,303	552,649	-	-	-	298,654 ^c	-	-	-
0804 Pan American Foot-and-Mouth Disease Center (Vaccine for Hogs and Sheep)	131,517	-	-	-	-	131,517 ^a	-	-	-
0900 Plague Control	9,291	-	-	-	-	-	9,291	-	-
0901 Schistosomiasis	6,509	6,509	-	-	-	-	-	-	-
0902 Chagas' Disease	6,883	6,883	-	-	-	-	-	-	-
2100 Environmental Sanitation	13,365	13,365	-	-	-	-	-	-	-
2101 Sanitary Engineering (Zone I)	42,733	42,733	-	-	-	-	-	-	-
2102 Sanitary Engineering (Zone II)	32,389	3,847	-	-	-	-	28,542	-	-
2103 Sanitary Engineering (Zone III)	36,247	36,247	-	-	-	-	-	-	-
2104 Sanitary Engineering (Zone IV)	31,582	31,582	-	-	-	-	-	-	-
2106 Sanitary Engineering (Zone VI)	25,494	25,494	-	-	-	-	-	-	-
2107 Environmental Sanitation (Caribbean)	74,670	24,450	-	-	-	3,475 ^a	-	46,745	-
2112 Air Pollution Conference	4,824	-	-	-	-	-	4,824	-	-
2114 Pan American Sanitary Engineering Center	38,250	38,250	-	-	-	-	-	-	-
2200 Water Supplies	160,785	112,458	43,500	-	4,827	-	-	-	-
2203 Water Supplies (Zone III)	79,805	54,644	-	-	25,161	-	-	-	-
2213 Studies and Investigation of Water Resources	23,556	-	-	-	-	-	-	23,556	-
2215 Applied Research on Water Supplies	2,072	2,072	-	-	-	-	-	-	-
2218 Seminar on Water Quality Control	2,066	2,066	-	-	-	-	-	-	-
2300 <u>Aedes aegypti</u> Eradication	54,802	54,802	-	-	-	-	-	-	-
2301 <u>Aedes aegypti</u> Eradication (Caribbean)	60,361	-	-	-	-	-	-	60,361	-
2303 <u>Aedes aegypti</u> Eradication (Zone III)	19,530	19,530	-	-	-	-	-	-	-
2400 Public Health Aspects of Housing and Urbanization	41,016	41,016	-	-	-	-	-	-	-
3107 Public Health Administration (Caribbean)	23,446	-	-	-	-	-	23,446	-	-
3108 Field Office: United States-Mexico Border	113,606	101,899	-	-	-	-	11,707	-	-

a) Grants; c) OAS - Program of Technical Cooperation

	TOTAL	PAHO Regular	PAHO SFHP	PAHO SMF	PAHO CWSF	PAHO Other	WHO Regular	WHO UNDP	WHO Other
AMRO (continued)									
3110 Coordination of International Research	43,213	43,920	-	-	-	1,293 ^a	-	-	-
3122 Development of Rio Plata Basin	49,483	48,293	-	-	-	1,190 ^a	-	-	-
3200 Nursing Services	5,480	5,480	-	-	-	-	-	-	-
3201 Nursing (Zone I)	28,142	28,142	-	-	-	-	-	-	-
3202 Nursing (Zone II)	26,478	26,478	-	-	-	-	-	-	-
3203 Nursing (Zone III)	25,611	25,611	-	-	-	-	-	-	-
3204 Nursing (Zone IV)	24,108	24,108	-	-	-	-	-	-	-
3206 Nursing (Zone VI)	7,006	7,006	-	-	-	-	-	-	-
3207 Courses on Nursing Administration and Supervision (Zone I)	20,733	20,733	-	-	-	-	-	-	-
3210 Hospital Nursing Services	8,982	8,982	-	-	-	-	-	-	-
3212 Public Health Nursing Refresher Course (Zone I)	142	-	-	-	-	142 ^a	-	-	-
3300 Laboratory Services	8,769	-	-	-	-	-	8,769	-	-
3303 Laboratory Services (Zone III)	1,233	1,233	-	-	-	-	-	-	-
3304 Laboratory Services (Zone IV)	18,264	18,264	-	-	-	-	-	-	-
3310 Conference on Viral and Rickettsial Vaccines	116	-	-	-	-	116 ^a	-	-	-
3311 Training Laboratory Personnel	4,524	4,524	-	-	-	-	-	-	-
3312 Seminar on Administration of Immunization Programs	17,588	-	-	-	-	-	17,588	-	-
3313 Central American Congress on Microbiology	2,888	2,888	-	-	-	-	-	-	-
3400 Health Education	8,712	-	-	-	-	-	8,712	-	-
3401 Health Education (Caribbean)	22,892	-	-	-	-	-	-	22,892	-
3403 Health Education (Zone III)	2,303	2,303	-	-	-	-	-	-	-
3407 Community Development Training Center	19,658	-	-	-	-	-	19,658	-	-
3409 Study Group on Health Education and Planning	4,924	4,924	-	-	-	-	-	-	-
3500 Health Statistics	6,284	6,284	-	-	-	-	-	-	-
3501 Health Statistics (Zone I)	49,039	33,731	-	-	-	15,308 ^a	-	-	-
3502 Health Statistics (Zone II)	25,802	-	-	-	-	-	25,802	-	-
3503 Health Statistics (Zone III)	23,934	-	-	-	-	-	23,934	-	-
3504 Health Statistics (Zone IV)	14,314	-	-	-	-	-	14,314	-	-
3506 Health Statistics (Zone VI)	23,878	23,878	-	-	-	-	-	-	-
3507 Regional Development of Epidemiological Studies	24,553	771	-	-	-	23,782 ^a	-	-	-
3513 Inter-American Investigation of Mortality in Infancy and Childhood	188,932	-	-	-	-	188,932 ^a	-	-	-
3514 Study of Multiple Causes of Death	1,462	-	-	-	-	1,462 ^a	-	-	-
3600 Administrative Methods and Practices in Public Health	24,343	24,343	-	-	-	-	-	-	-
3601 Administrative Methods and Practices in Public Health (Zone I)	69,360	69,360	-	-	-	-	-	-	-
3603 Administrative Methods and Practices in Public Health (Zone III)	15,256	15,256	-	-	-	-	-	-	-

a) Grants

	TOTAL	PAHO Regular	PAHO SFHP	PAHO SMF	PAHO CWSF	PAHO Other	WHO Regular	WHO UNDP	WHO Other
AMRO (continued)									
3604 Administrative Methods and Practices in Public Health (Zone IV)	5,833	5,833	-	-	-	-	-	-	-
3606 Administrative Methods and Practices in Public Health (Zone VI)	39,498	39,498	-	-	-	-	-	-	-
3700 Health Planning	45,514	20,314	-	-	-	-	25,200	-	-
3701 Health Planning and Organization (Zone I)	7,942	4,376	-	-	-	-	3,566	-	-
3703 Health Planning (Zone III)	21,494	21,494	-	-	-	-	-	-	-
3704 Health Planning (Zone IV)	8,743	8,743	-	-	-	-	-	-	-
3706 Health Planning (Zone VI)	7,162	7,162	-	-	-	-	-	-	-
3707 Task Force on Health	49,494	49,494	-	-	-	-	-	-	-
3715 Pan American Program for Health Planning	54,559	-	-	-	-	-	-	54,559	-
4103 Maternal and Child Health (Zone III)	20,431	20,431	-	-	-	-	-	-	-
4106 Maternal and Child Health (Zone VI)	6,716	6,716	-	-	-	-	-	-	-
4108 Clinical and Social Pediatrics	5,291	-	-	-	-	5,291 ^a	-	-	-
4109 Nursing Midwifery	23,347	1,347	22,000	-	-	-	-	-	-
4111 Training Center in Nursing Midwifery	12,864	12,864	-	-	-	-	-	-	-
4113 Advanced Midwifery Courses (Zone I)	1,149	-	-	-	-	1,149 ^a	-	-	-
4200 Nutrition Advisory Services	5,602	1,378	-	-	-	-	4,224	-	-
4201 Nutrition Advisory Services (Zone I)	38,745	26,560	-	-	-	-	12,185	-	-
4203 Institute of Nutrition of Central America and Panama	1,782,032	418,067	5,952	-	-	1,358,013 ^b	-	-	-
4204 Nutrition Advisory Services (Zone IV)	25,108	-	-	-	-	-	25,108	-	-
4207 Caribbean Food and Nutrition Institute	81,544	57,367	-	-	-	12,779 ^a	11,398	-	-
4210 Public Health Nutrition Programs: Training and Evaluation	23,837	23,837	-	-	-	-	-	-	-
4212 Research in Nutrition Anemias	15,814	5,490	-	-	-	10,324 ^a	-	-	-
4213 Iodine Determination in Endemic Goiter	18,000	4,000	-	-	-	14,000 ^a	-	-	-
4218 Latin American Nutrition Society	652	-	-	-	-	652 ^a	-	-	-
4222 Seminar on Nutrition Activities in Local Health Services	7,033	7,033	-	-	-	-	-	-	-
4223 Nutrition Education Materials	7,597	-	-	-	-	-	7,597	-	-
4226 Study Group on Vitamin A Deficiency	6,780	-	-	-	-	-	6,780	-	-
4228 Conference on Endemic Goiter Control	9,092	-	-	-	-	9,092 ^a	-	-	-
4300 Mental Health	1,936	1,620	-	-	-	316 ^a	-	-	-
4400 Dental Health	8,742	8,742	-	-	-	-	-	-	-
4407 Dental Epidemiology	4,498	4,498	-	-	-	-	-	-	-
4409 Fluoridation	75,067	33,408	-	-	-	41,659 ^a	-	-	-
4411 Human and Material Resources in Dentistry	5,583	-	-	-	-	5,583 ^a	-	-	-
4500 Health Aspects of Radiation	1,370	859	-	-	-	-	511	-	-
4507 Radiation Health Protection	26,169	26,169	-	-	-	-	-	-	-

a) Grants; b) INCAP and Related Grants

	TOTAL	PAHO Regular	PAHO SFHP	PAHO SMF	PAHO CNSF	PAHO Other	WHO Regular	WHO UNDP	WHO Other
AMRO (continued)									
4509 Radiation Surveillance	1,070	1,070	-	-	-	-	-	-	-
4600 Industrial Hygiene	45,263	6,666	-	-	-	-	35,587	-	3,010 ^e
4610 Manganese Poisoning	8	-	-	-	-	-	-	-	-
4613 Manganese Poisoning	74,341	-	-	-	-	74,341 ^a	-	-	-
4616 Manganese Poisoning	4,045	-	-	-	-	4,045 ^a	-	-	-
4700 Food and Drug Control	35,723	35,723	-	-	-	-	-	-	-
4703 Food Reference Laboratory (Zone III)	26,216	-	-	-	-	-	26,216	-	-
4708 Training Center for Food Inspectors	7,940	-	-	-	-	-	7,940	-	-
4709 Drug Control Center	7,056	-	-	-	-	-	7,056	-	-
4710 Food and Drug Administration (Zone III)	7,620	-	-	-	-	-	7,620	-	-
4800 Medical Care Services	22,487	22,487	-	-	-	-	-	-	-
4803 Medical Care Services (Zone III)	12,388	12,388	-	-	-	-	-	-	-
4804 Medical Care Services (Zone IV)	38,695	38,695	-	-	-	-	-	-	-
4807 Rehabilitation	25,517	25,517	-	-	-	-	-	-	-
4810 Chronic Diseases	5,063	5,063	-	-	-	-	-	-	-
4813 Hospital Planning and Administration	30,148	30,148	-	-	-	-	-	-	-
4815 Training for Medical Care and Hospital Administration	14,432	14,432	-	-	-	-	-	-	-
4816 Progressive Patient Care	39,029	8,405	-	-	-	30,624 ^a	-	-	-
4818 Teaching Physiotherapy	2,950	-	-	-	-	-	2,950	-	-
4900 Health and Population Dynamics	3,673	-	-	-	-	3,673 ^a	-	-	-
4901 Health and Population Dynamics (Zone I)	13,456	1,342	-	-	-	12,114 ^a	-	-	-
6000 Medical Education: Textbooks and Teaching Materials	208,372	3,467	204,905	-	-	-	-	-	-
6100 Schools of Public Health	31,921	23,075	-	-	-	-	8,846	-	-
6200 Medical Education	37,938	2,938	35,000	-	-	-	-	-	-
6208 Teaching of Statistics in Medical Schools	3,188	3,188	-	-	-	-	-	-	-
6210 Teaching Methods and Administrative Organization of Medical Schools	33,040	33,040	-	-	-	-	-	-	-
6215 Conference on Teaching Demography	8,000	8,000	-	-	-	-	-	-	-
6216 Preventive Medicine Education	84,774	50,397	-	-	-	34,377 ^a	-	-	-
6300 Nursing Education	10,662	-	-	-	-	-	10,662	-	-
6301 Nursing Education (Zone I)	21,811	21,811	-	-	-	-	-	-	-
6310 Programmed Instruction for Nursing Auxiliaries	19,824	824	19,000	-	-	-	-	-	-
6312 Seminars on Nursing Education (Zone I)	7,386	7,386	-	-	-	-	-	-	-
6400 Sanitary Engineering Education	46,226	1,775	40,000	-	-	4,451 ^a	-	-	-
6409 Seminar on Teaching of Sanitary Engineering	27,991	27,428	-	-	563	-	-	-	-
6507 Seminar on Veterinary Medicine Education	8,545	-	-	-	-	-	8,545	-	-

a) Grants; e) WHO Other Sources

	TOTAL	PAHO Regular	PAHO SFHP	PAHO SMF	PAHO CMSP	PAHO Other	WHO Regular	WHO UNDP	WHO Other
AMRO (continued)									
6600 Dental Education	9,656	6,545	-	-	-	-	3,111	-	-
6608 Training of Auxiliary Dental Personnel	4,110	4,110	-	-	-	-	-	-	-
6609 Latin American Association of Dental Schools	10,000	-	-	-	-	10,000 ^a	-	-	-
6700 Biostatistics Education	35,810	-	-	-	-	-	-	35,810	-
6707 Latin American Center for Classification of Diseases	38,097	-	-	-	-	-	38,097	-	-
6708 Training Program in Hospital Statistics	59,139	7,224	30,613	-	-	21,302 ^a	-	-	-
6709 Research Training Programs in Health and Population Dynamics	40,008	-	-	-	-	40,008 ^a	-	-	-
8307 Common Services for Country Representatives	107,787	107,787	-	-	-	-	-	-	-
Total AMRO	7,988,150	3,225,108	400,970	171,685	30,551	2,789,628	893,111	243,923	233,174
Total Projects	17,194,940	5,674,454	400,970	1,331,266	116,176	3,117,404	4,140,192	1,924,233	490,245
EDITORIAL SERVICES AND PUBLICATIONS									
Editorial Services	171,115	171,115	-	-	-	-	-	-	-
PASB Bulletin	87,076	87,076	-	-	-	-	-	-	-
Statistical Publications and Reports	18,044	18,044	-	-	-	-	-	-	-
Special Publications	60,626	60,626	-	-	-	-	-	-	-
Journal of Medical Education	12,202	12,202	-	-	-	-	-	-	-
TOTAL PART III	349,063	349,063	-	-	-	-	-	-	-
GRAND TOTAL - PARTS I, II AND III	18,455,334	6,843,001	400,970	1,372,407	116,176	3,117,404	4,190,898	1,924,233	490,245
	23,457,075	10,192,649	400,970	1,372,407	116,176	3,142,404	5,776,386	1,924,233	531,850
Grants									
INCAP and Related Grants						1,485,737 ^a			-
OAS - Program of Technical Cooperation ^f						1,358,013 ^b			-
WHO - Malaria Eradication Special Account						298,654 ^c			395,869 ^d
WHO - Other Sources						-			135,981 ^e

a) Grants; f) Does not include \$275,898 Budget Provision for Working Capital Fund

REPORT OF THE EXTERNAL AUDITOR

Washington, D.C.
27 March 1969

Sir:

I have the honour to transmit to you the financial statements of the Pan American Health Organization in respect to the year 1 January to 31 December 1968, which were submitted by the Director of the Pan American Sanitary Bureau.

In addition to the above, I have the honour to present my report with respect to the accounts for the above mentioned period.

Accept Sir, the assurances of my highest consideration.

A handwritten signature in cursive script, reading "Lars Breie".

Lars Breie
External Auditor

The Chairman of the
Directing Council
Pan American Health Organization

REPORT OF THE EXTERNAL AUDITOR
ON THE AUDIT OF THE ACCOUNTS OF THE
PAN AMERICAN HEALTH ORGANIZATION
FOR THE FINANCIAL YEAR 1968

1. The audit of the accounts for 1968 was carried out in accordance with my instructions, as set forth in Article XII of the Financial Regulations of the Organization.

2. There has been no material change in either the scope or the character of the audit compared with those of earlier years. Transactions and accounts were examined to the extent deemed necessary to satisfy myself as to their correctness of the accounts. I have also examined the reports of the internal auditors and reviewed their work. Particular attention has been given to the processing of the accounts on computer, an operation which is not yet completed. However, the financial statements for 1968 have been prepared on the basis of the old, conventional system. The administration has been advised of certain aspects of internal control of the EDP operation, which should be in effect before the changeover is accomplished.

I have, during my audit, obtained all information requested and I wish to express my appreciation of the cooperation and assistance rendered by the Officers of the Organization.

3. The Director has transmitted to me the following financial statements relating to the Pan American Health Organization:

Statement of Appropriations, Obligations and Balances
for the year 1968 (Exhibit I);

Statement of Income and Expenditure for the 1968 Budget
(Exhibit II);

Statement of Assets and Liabilities as at 31 December 1968
(Exhibit III);

Statement of Income and Expenditure and Balance of
Funds as at 31 December 1968 (Exhibit IV),

and the following statements relating to the Institute of Nutrition of Central America and Panama, which is administered by the Pan American Health Organization:

Statement of Regular Budget and Working Capital Fund,
Appropriations, Obligations and Balances for the
year 1968 (Exhibit V);

Statement of Income and Expenditure (Exhibit VI);

Statement of Assets and Liabilities as at
31 December 1968 (Exhibit VII),

and the following statements relating to the Organization of American States
Program of Technical Cooperation:

Statement of Income and Expenditure for the
year ended 31 December 1968 (Exhibit VIII).

The above statements have been certified by me as being correct.

4. There has been one case of fraud, which I have to report on. An employee of the Zone Office in Caracas, Venezuela embezzled \$12,076.67. The amount has been recovered from the Insurance Company and there is no loss to the Organization.

5. Ex gratia. There has been one ex gratia payment in 1968, amounting to \$71.99.

6. A total of \$3,014.74, representing seven cases, has been written off during 1968.

7. Inventories. The records of inventories have been examined and physical test checks have been made. The examination does not give rise to any comment on my part.

8. EXHIBIT I - Statement of Appropriations, Obligations and Balances
for the year 1968

Appropriations for the 1968 budget were derived from:

Quota Contributions	\$ 10,059,967
Quota for PANAFTOSA	1,202,836
Miscellaneous Income	<u>130,033</u>
	\$ 11,392,836

Total transfers of budget credits were:

	From <u>Part III</u>	To <u>Part II</u>	To <u>Part I</u>
1968	\$ 326,645	\$ 272,347	\$ 54,298
1967	246,421	146,110	100,311

Comparisons of budgetary expenditure by Parts:

		Thousands			1968
		<u>1966</u>	<u>1967</u>	<u>1968</u>	<u>Budget</u>
I	Organizational Meetings	302	329	288	233
II	Headquarters	2,475	2,680	3,062	2,790
III	Field and other Programs	5,013	5,557	6,290	6,617
IV	Special fund for Health Promotion	<u>250</u>	<u>250</u>	<u>250</u>	<u>250</u>
	Total	8,040	8,816	9,890	
	Authorized Budget	<u>7,780</u>	<u>8,816</u>	<u>9,890</u>	
V	Increase to Working Capital Fund	40	300	300	
	Authorized Budget	300 <u>a/</u>	300	300	

In addition, expenditures of PANAFTOSA were \$828,547 of an appropriation of \$1,202,836 of which expenditure \$275,898 is a budget authorized increase to the Working Capital Fund

a/ \$259,263 authorized transfer to Parts I, II, III.

EXHIBIT II - Statement of Income and Expenditures for the 1968 Budget

Contributions of Member and Participating Governments (detailed in Schedule 2)

Of the 1968 quota contributions of \$11,262,803, receipts totalled \$9,203,412 or 81.71%. Only 8 countries have fully paid the 1968 quota, totalling \$237,770. This is because the PANAFTOSA portion of the contribution (\$1,202,836) is 33.8% paid, while the balance of the 1968 quota contributions are 87.4% paid. This is a steady improvement:

1963	-	63.97%	1966	-	80.68%
1964	-	78.00%	1967	-	80.17%
1965	-	78.38%	1968	-	87.4%

Progress has been made in collecting arrears of prior years, the amount uncollected being reduced from the high level of \$1,517 thousand in 1965 to \$711 thousand in 1968.

Member States which, as of 31 December 1968, had not paid their contributions in full for more than two years including the current year:

Bolivia	\$172,065	Costa Rica	\$97,697
Dominican Republic	91,399	Ecuador	89,639
Haiti	149,943	Paraguay	82,210
Peru	149,094		

Interest earned:

Due to the building up of reserves, it has been possible to keep approximately \$8,000,000 invested during the year (Schedule 1). A favorable high interest market in U.S.A. short-term Treasury bills has permitted maximum investment and total interest earned of \$360,678 of which \$350,143 is attributed to PAHO funds.

The similarity in amounts, rate of interest and maturity dates requires a tighter control, by serial number, for every phase of the transaction including custody.

Since the investments from Provident fund reserves represent a substantial part of the total and may permit longer term investment, formation of an internal Investment Committee is suggested.

10. Emergency Procurement Revolving Fund

Expenditures 1968	\$ 65,709
Balance due 1 January 1968	<u>71,228</u>
	\$ 136,937
Reimbursements 1968	<u>60,348</u>
Balance due 31 December 1968	76,589

The Fund which was increased this year to \$125,000 (consisting of \$48,411 in cash (38%) and \$76,589 in accounts receivable) seems ample if reimbursements are promptly made so that the fund is substantially cash as the expenditures were:

in 1968	\$ 65,709
1967	116,498
1966	77,771

The Directing Council has authorized a 3% service charge to be collected in purchases. This charge has been applied since 1 September 1968.

All accounts are reasonably current except that Ecuador owes a balance from 1967 and there are also two old amounts owed by Uruguay.

11. Procurement Services

Funds on deposits 1 January 1968	\$ 228,511
Additions during 1968	424,095
	<u>\$ 652,606</u>
Procurements paid for	333,027
	<u>\$ 319,579</u>
Refund of deposits	33,334
	<u>\$ 286,245</u>
Increase in accounts receivable	1,772
Funds available 31 December 1968	<u>\$ 288,017</u>

There are a few small old accounts that should be collected or written off.

12. Special Malaria Fund

Outside of miscellaneous income of \$5,093 the U.S. funded the entire operation by drawings against letters of credit.

These letters of credit total \$2,450,000 and \$775,000 remains open. The 1967 deficit of \$283,411 was closed and \$1,372,407 spent on current expenses of which \$1,197,605 was personal services.

Since the fund was established in 1957 through 1968, receipts and expenditures have been:

CONTRIBUTIONS BY GOVERNMENTS

Colombia	\$ 5,000
Dominican Republic	200,000
Haiti	5,000
Jamaica	1,924
St. Kitts - Nevis - Anguilla	75
Trinidad and Tobago	8,334
United States of America	21,815,000
St. Vincent	200
Venezuela	<u>299,400</u>
<u>Total Contributions</u>	22,334,933

12. Special Malaria Fund
(Continued)

CONTRIBUTIONS BY GOVERNMENTS

Total Contributions \$ 22,334,933

Miscellaneous Income

Interest	\$ 589,660	
Other	<u>71,939</u>	<u>661,599</u>
<u>Total Available</u>		22,996,532

Expenditures (including
unliquidated obligations) 22,963,034

Unexpended Balance \$ 33,498

13. Community Water Supply Fund

Income from contribution in	
1968 was	94,201
compared to 1967	148,235
and	
Expenditure in 1968 was	116,176
compared to 1967	229,217

Since the establishment of the Fund in 1960 through 1968, receipts and expenditures have been:

13. Community Water Supply Fund
(Continued)

CONTRIBUTIONS BY GOVERNMENTS

Brazil	\$	3,000
Colombia		10,411
Ecuador		12,000
Honduras		10,000
Jamaica		26,875
Nicaragua		11,000
Peru		26,774
Trinidad and Tobago		50,235
Uruguay		25,000
United States of America		1,942,800
Venezuela		<u>41,446</u>
	\$	2,159,541

Miscellaneous Income

Interest	\$	37,733
Other		<u>23,038</u>
		<u>60,771</u>
Total Available		2,220,312

<u>Expenditures (including</u>	
<u>unliquidated obligations</u>	<u>2,219,084</u>

<u>Unexpended Balance</u>	\$ <u><u>1,228</u></u>
---------------------------	------------------------

14. Organization of American States - Program of Technical Cooperation
(AFTOSA)

Income for 1968 was	315,678
Expenditures	<u>298,654</u>
Excess income	17,024
reducing the January 1, 1968	
deficit to	<u>0</u>

Exhibit VIII covers the period of OAS participation in the financing which ceased June 30, 1968. From then on, the financing details appear in the PAHO Statements.

Funds were provided by OAS (allocation for the period July 1, 1967 to June 30, 1968)	\$ 292,125
Voluntary Contributions	20,000
Miscellaneous Income	3,553

The PANAFTOSA budget for 1968 was set at \$1,202,836 and assessments were made to the countries totalling the same amount.

15. Institute of Nutrition of Central American States and Panama. (INCAP)
EXHIBIT VI

REGULAR BUDGET

Gross expenditure were financed as follows:	\$ 352,796
--	------------

Regular budget		
Quotas collected	\$ 119,091	
Income from INCAP services	118,893	
Trust Funds	55,525	
Working Capital Quotas Collected	16,667	
Drawing from Working Capital		
Fund to cover deficit	42,440	
Prior year adjustment	180	352,796

The total expenditure of INCAP reported in the ANNEX are:

Personnel costs	\$ 832,429	
Duty Travel	17,538	
Project supplies and equipment	214,423	
Other Services	293,623	1,358,013

This total is financed as follows:

To be reimbursed by

NIH	\$ 123,580	
Others	472,216	595,796

Grants, unobligated balance and new grants	203,237
PAHO grants	200,000
Quota collections	119,091
Other Income	119,073
Building Fund	11,709
From Reserve	50,000
From Working Capital Fund	59,107
	\$1,358,013

The situation as to quotas is as follows:

	<u>Quota</u>	<u>Uncollected</u>
1966	374,545	29,773
1967	374,545	229,696
1968	<u>374,545</u>	<u>312,721</u>
	1,123,635	571,590

Working Capital Fund Quotas for 1966, 1967 and 1968 totalled \$150,000 of which \$91,667 (61.1%) remains uncollected.

The fund for Expansion of Building Facilities has a quota in 1966 of \$100,000. It is all paid, except for Nicaragua, (\$16,667) and Costa Rica (\$16,666). Of the available \$66,667 an amount of \$50,286 remains unspent.

INCAP Balance Sheet shows many reserves totalling \$330,280 excluding the Accrued Provident Fund which is \$329,657.92.

There has been an average monthly balance in the Provident Fund of \$308,136.81 and this has provided the bulk of the average monthly investments in U.S. Treasury Bills (\$389,568.25) with interest income to the Fund of \$17,924.00.

PAHO has provided INCAP:

1965	\$ 160,000
1966	190,000
1967	190,000
1968	<u>200,000</u>
	\$ 740,000

16. A memorandum dealing with certain administrative details has been addressed to the Chief of Administration.



Lars Breie
External Auditor

Washington, D.C.
27 March 1969