

Official Document  
of the  
Pan American Health Organization  
No. 182

INDEXED

DUPLICADO

# **FINANCIAL REPORT OF THE DIRECTOR AND REPORT OF THE EXTERNAL AUDITOR**

1 January 1980 - 31 December 1981



**PAN AMERICAN HEALTH ORGANIZATION**  
**Pan American Sanitary Bureau, Regional Office of the**  
**WORLD HEALTH ORGANIZATION**  
**April 1982**

### **HEALTH FOR ALL BY THE YEAR 2000**

*In 1977, the World Health Assembly decided that the main social target of the governments and of WHO should be the attainment by all people of the world by the year 2000 of a level of health that would permit them to lead a socially and economically productive life, that is, the goal popularly known as "health for all by the year 2000."*

*In 1978 the International Conference on Primary Health Care (Alma-Ata, USSR) declared that, as a central function of the national health system and an integral part of economic and social development, primary health care was the key to achieving that goal. Subsequently, the governments committed themselves—at the global level at the World Health Assembly, and at the regional level at meetings of the PAHO Governing Bodies—to implement the resolutions adopted for attaining health for all. In the Americas the high point of these mandates was reached on 28 September 1981 when the Directing Council of PAHO approved the Plan of Action for implementing the regional strategies for health for all by the year 2000. These strategies had been approved by the Directing Council in 1980 (Resolution XX) and today constitute the basis of PAHO's policy and programming, and represent in addition the contribution of the Region of the Americas to the global strategies of WHO.*

*The Plan of Action approved by the Directing Council contains the minimum goals and regional objectives, as well as the actions governments of the Americas and the Organization must take in order to attain health for all. The Plan, continental in nature, is essentially dynamic and is addressed not only to current problems but also to those likely to arise from the application of the strategies and the fulfillment of regional goals and objectives. It also defines priority areas that will serve as a basis, in developing the program and the necessary infrastructure, for national and international action.*

*The exchange and dissemination of information constitutes one of the priority areas of the Plan of Action. PAHO's publication program—including periodicals, scientific publications, and official documents—is designed as a means of promoting the ideas contained in the Plan by disseminating data on policies, strategies, international cooperation programs, and progress achieved in collaboration with countries of the Americas in the process of attaining health for all by the year 2000.*

ISBN 92 75 17182 3

Official Document  
of the  
Pan American Health Organization  
No. 182

# **FINANCIAL REPORT OF THE DIRECTOR AND REPORT OF THE EXTERNAL AUDITOR**

1 January 1980 - 31 December 1981



**PAN AMERICAN HEALTH ORGANIZATION**  
Pan American Sanitary Bureau, Regional Office of the  
**WORLD HEALTH ORGANIZATION**  
525 23rd St., N.W.  
Washington, D.C. 20037, U.S.A.

# CONTENTS

## FINANCIAL REPORT

\*\*\*\*\*

	<u>Page</u>
LETTER OF TRANSMITTAL	iii
INTRODUCTION	1
PART I: DIRECTOR'S COMMENTS	3
PART II: REPORT OF THE EXTERNAL AUDITOR	7
Certification of Financial Statements	13
PART III: PAN AMERICAN HEALTH ORGANIZATION: FINANCIAL STATEMENTS	15
Exhibit I Statement of Appropriations and Obligations for the Financial Period 1980-1981	17
Exhibit II Consolidated Statement of Income and Expenditure of All Funds for the Financial Period 1980-1981	18
Exhibit III Statement of Income and Expenditure for the 1978-1979 and 1980-1981 Regular Budget	19
Exhibit IV Statement of Assets and Liabilities as of 31 December 1979 and 1981	20
Schedule 1 Statement of Cash, Deposits and Securities as of 31 December 1981	31
Schedule 2 Statement of Quota Contributions due from Member Governments and Participating Governments, 1980-1981 Assessment and Prior Years	32
Schedule 3 Statement of the Supplementary Budget for the Financing of the Pan American Zoonoses and Foot-and-Mouth Disease Centers for the Financial Period 1980-1981	35
Schedule 4 Statement of Advances from Governments and Institutions for Procurement as of 31 December 1981	36
Schedule 5 Emergency Procurement Revolving Fund as of 31 December 1981	37
Schedule 6 Revolving Fund for the Expanded Program on Immunization as of 31 December 1981	38
Schedule 7 Statement of Trust Funds as of 31 December 1981	39
Schedule 8 Statement of Community Water Supply Fund as of 31 December 1981	50
PART IV: CARIBBEAN EPIDEMIOLOGY CENTER: FINANCIAL STATEMENTS	53
Exhibit V Statement of Income and Expenditure for the 1978-1979 and 1980-1981 Budgets	56
Exhibit VI Statement of Assets and Liabilities as of 31 December 1979 and 1981	57
Schedule 9 Statement of Quota Contributions due from Member Governments, 1980-1981 Budgets and Prior Years	58
Schedule 10 Statement of the Supplementary Budget for the Financing of the Retroactive Staff Salary Increase for the Years 1979 and 1980	60
Schedule 11 Statement of Trust Funds as of 31 December 1981	61
PART V: CARIBBEAN FOOD AND NUTRITION INSTITUTE: FINANCIAL STATEMENTS	63
Exhibit VII Statement of Income and Expenditure for the 1978-1979 and 1980-1981 Budgets	66
Exhibit VIII Statement of Assets and Liabilities as of 31 December 1979 and 1981	67
Schedule 12 Statement of Quota Contributions Due from Member Governments, 1980-1981 Budgets and Prior Years	68
Schedule 13 Statement of Trust Funds as of 31 December 1981	70

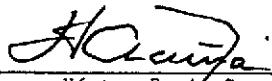
PART VI:	INSTITUTE OF NUTRITION OF CENTRAL AMERICA AND PANAMA: FINANCIAL STATEMENTS	71
Exhibit IX	Statement of Appropriations and Obligations for the 1980 and 1981 Budgets	74
Exhibit X	Statement of Income and Expenditure for the 1980 and 1981 Budgets	75
Exhibit XI	Statement of Assets and Liabilities as of 31 December 1980 and 1981	76
Schedule 14	Statement of Quota Contributions due from Member Governments, 1981 Budget and Prior Years	77
Schedule 15	Statement of Trust Funds as of 31 December 1981	78
PART VII:	FINANCIAL REPORT OF THE PAN AMERICAN HEALTH AND EDUCATION FOUNDATION	81
Exhibit XII	Medical Textbook Program: Statement of Income, Expenses and Program Equity for the Years Ending 31 December 1980 and 1981	86
Exhibit XIII	Medical Textbook Program: Statement of Assets and Liabilities as of 31 December 1980 and 1981	87
Exhibit XIV	Medical Textbook Program: Statement of Changes in Financial Position for the Years Ending 31 December 1980 and 1981	89
Schedule 16	Medical Textbook Program: Comparative Sales in Units for the Years 1980 and 1981 and Inventory Statistics in Units for the Year 1981	90
Exhibit XV	Expanded Textbook and Instructional Materials Program: Statement of Income, Expenses and Program Equity for the Years Ending 31 December 1980 and 1981	91
Exhibit XVI	Expanded Textbook and Instructional Materials Program: Statement of Assets and Liabilities as of 31 December 1980 and 1981	92
Exhibit XVII	Expanded Textbook and Instructional Materials Program: Statement of Changes in Financial Position for the Years Ending 31 December 1980 and 1981	94
Schedule 17	Expanded Textbook and Instructional Materials Program: Comparative Sales in Units for the year 1980 and 1981 and Inventory Statistics in Units for the year 1981	95
Exhibit XVIII	Trust Funds and General Fund Program: Statement of Resources and Expenditures for the Year Ending 31 December 1981	96
Exhibit XIX	Trust Funds and General Fund Program: Statement of Assets and Liabilities as of 31 December 1981	97
Schedule 18	Statement of Health Program by Grantors or Other Source of Funds as of 31 December 1981	98
	Report of the External Auditor of the Pan American Health and Education Foundation	102
PART VIII:	INFORMATIONAL ANNEX: SUMMARY AND DISTRIBUTION OF EXPENDITURES	103
Annex A	Summary by Object of Expenditure--All Funds, 1980-1981	105
Annex B	Statement of Expenditure and Sources of Funding by Budget and Individual Project All Funds, 1980-1981	106
Annex C	Percentage Execution of 1980-1981 Projects for the Regular Budget of PAHO and WHO	122

LETTER OF TRANSMITTAL

\*\*\*\*\*

In accordance with the provisions of Article XI of the Financial Regulations, I have the honor to submit the Financial Report of the Pan American Health Organization for the financial period 1 January 1980 to 31 December 1981.

The details of the presentation of the statements will be found in the Introduction.

  
Héctor R. Acuña  
Director  
Pan American Sanitary Bureau

## FINANCIAL REPORT OF THE DIRECTOR

### INTRODUCTION

The Financial Report of the Director and the Report of the External Auditor for the financial period 1 January 1980 to 31 December 1981 are presented in the following sequence:

- Part I includes comments of the Director concerning important developments affecting the financial position of the Organization during the financial period under review.
- Part II contains the Report of the External Auditor.
- Part III includes the financial statements of the Organization for the financial period 1980-1981 as required by the Financial Regulations, together with supporting schedules and explanatory notes.
- In Part IV will be found the 1980-1981 financial statements for the Caribbean Epidemiology Center (CAREC).
- In Part V will be found the 1980-1981 financial statements for the Caribbean Food and Nutrition Institute (CFNI).
- In Part VI will be found the 1981 financial statements for the Institute of Nutrition of Central America and Panama (INCAP).
- Part VII includes the Financial Report of the Pan American Health and Education Foundation and the Report of the Auditors for the year 1 January-31 December 1981. The Financial Report and the Report of the Auditors for the year 1 January-31 December 1980 may be found in Official Document 175, Interim Financial Report of the Director for the Year 1980.
- Part VIII contains the informational annexes showing costs by expenditure category and by individual project and source of funds.

## **PART I**

### **DIRECTOR'S COMMENTS**



Presentation of the Financial Report for the period 1 January 1980 to 31 December 1981

The XXVII Directing Council (1980) approved resolution XXXII which provided for an interim financial report to be submitted at the end of the first year of the two-year financial period and a final financial report covering the full biennium to be submitted at the end of the second year of the financial period. This is the first such biennial financial report.

The content of the Report is not significantly different from that of recent years, although, as a result of the introduction of biennial budgeting, income and expenditure figures relate to the two-year period 1980-1981. Whenever comparison figures for 1978-1979 are shown, these figures were retrieved from the Financial Reports of the Director for the years 1978 and 1979 (Official Documents No. 160 and No. 168 respectively).

In accordance with the financial regulations of INCAP, the financial statements for INCAP are shown on an annual basis.

Accounting Principles

The accounting principles and procedures followed by the Organization remain consistent with the PAHO's Financial Regulations and with the more detailed financial and accounting procedures established by the Director in light of those Regulations.

Budgetary accounting, unlike financial accounting, goes beyond the accrual basis for recording expenses (disbursements and accounts payable) by recording as expenditures at the end of the financial period, with the corresponding liability, the valid unliquidated obligations. These unliquidated obligations are commitments involving a liability against the resources of the current financial period, e.g. for personal services, procurement of supplies, duty travel or award of fellowship for which funds have not yet been disbursed at 31 December. In accordance with Financial Regulations, Article IV, unliquidated obligations are recorded in the books of accounts in respect of the Regular Budgets of PAHO, CAREC, CFNI and INCAP. All other funds or accounts shown on Exhibit II are kept on a cash basis.

Income is accounted for on a cash basis, reflecting the amounts actually received from all sources; interest is recorded in the accounts when credited to the Organization's bank accounts; quota assessments are reflected as income upon receipt of funds; Trust Funds are recorded as "received" when the funds are credited to the Organization's bank accounts. Amounts due on quota contributions are shown in the Statement of Assets and Liabilities reduced by a provision for Uncollected Quota Contributions.

Review of the Financial Position

The Organization continues to maintain a steady growth as shown in Table A, Summary of Expenditure by Source of Funds for the ten year period 1972 to 1981. Total expenditures during 1980 - 1981 amount to \$179,878,666, compared to \$149,752,684 during 1978-1979, an increase of \$30,125,982 or 20 per cent.

PAHO Regular Budget - Income

There has been a considerable improvement in the collection of quotas outstanding from prior years. At 31 December 1979, the contributions due from prior years amounted to \$1,131,136 compared to \$631,525 at 31 December 1981 as indicated in the following table.

	Contributions Due				
	1975-1977	1978	1979	1980	1981
Bolivia	-	-	-	-	61,210
Brazil	-	-	-	-	3,185,374
Costa Rica	-	-	-	-	60,814
Cuba	-	-	-	-	346,738
Dominica	-	-	-	-	6,705
Dominican Republic	110,148	54,046	55,101	61,210	61,210
Ecuador	-	-	-	-	923
Haiti	21,645	54,046	55,101	61,210	61,210
Mexico	-	-	-	-	1,821
Nicaragua	-	-	10,253	61,210	61,210
Paraguay	-	-	26,345	61,210	61,210
Peru	-	-	-	-	183,630
St. Vincent and the Grenadines	-	-	-	-	10,056
Trinidad and Tobago	-	-	-	-	38,615
United Kingdom	-	-	-	-	27,393
United States of America	-	-	-	-	948,217
Venezuela	-	-	-	-	658,129
Total	131,793	108,092	146,800	244,840	5,774,465
	=====	=====	=====	=====	=====

Unfortunately, the low rate of collection of assessed contributions for the regular and supplementary budgets during the second year of the financial period 1980-1981 was responsible for a deficit of \$367,749. The deficit was met by a withdrawal from the Working Capital Fund.

	<u>Approved</u>	<u>Received</u>
1980-1981 Assessed contributions	72,234,600 <sup>1/</sup>	67,241,158
1980-1981 Supplementary contributions	1,041,400 <sup>2/</sup>	697,871
Prior years' contributions	-	4,701,149
Miscellaneous income	<u>2,300,000 <sup>1/</sup></u>	<u>3,568,073</u>
Total	76,576,000 =====	76,208,251 =====

If it had not been for the improvement in the collection of prior years' contributions and the high interest income earned during the 1980-1981 financial period, the deficit would have been much larger.

Member Governments are urged to remit fully their assessed contributions as early as possible in the financial year in order that the Organization will remain in a sound financial position.

#### PAHO Regular Budget - Expenditure

Total obligations for the bienium amount to \$76,576,000, which is 100 per cent of the approved effective working budget. As shown in Exhibit I, Statement of Appropriations and Obligations for the financial period 1980-1981, an amount of \$2,588,925 was transferred from Part I to Parts II, III and IV in the Regular Budget. The transfers were within the limits of the Financial Regulations.

#### Trust Funds

The level of Trust Funds (Schedule 7) expenditure continued to increase. Expenditures during 1980-1981 amounted to \$19,552,448, compared to \$15,393,289 during 1978-1979, an increase of 27 per cent.

There has also been an encouraging improvement in the monies due to PAHO and its Centers for reimbursable funded projects as indicated in the following table.

	<u>Receipts in excess of expenditures at 31 December</u>		<u>Expenditures in excess of receipts at 31 December</u>	
	<u>1981</u>	<u>1979</u>	<u>1981</u>	<u>1979</u>
PAHO	2,967,299	1,644,504	2,342,888	2,877,815
CAREC	34,769	84,399	192,182	147,780
CFNI	15,401	18,631	62,424	65,847
INCAP	<u>50,991</u>	<u>259,275</u>	<u>623,350</u>	<u>1,408,095</u>
	3,068,460 =====	2,006,809 =====	3,220,844 =====	4,499,537 =====

#### Centers

The financial statements relating to CAREC, CFNI and INCAP are shown in Parts IV, V, and VI respectively of the Financial Report. While the financial statements for CAREC and CFNI are reported on the same format as those of PAHO, i.e. biennial basis, the financial statements for INCAP are reported on an annual basis in accordance with INCAP's financial regulations.

<sup>1/</sup> Proposed Program and Budget Estimates 1980-1981 (Official Document No. 161, page 6).

<sup>2/</sup> Financing of the Pan American Zoonoses Center and the Pan American Foot-and-Mouth Disease Center (Resolution XXVIII of the XXVI Directing Council).

Table A

PAN AMERICAN HEALTH ORGANIZATION  
TEN YEARS OF GROWTH  
SUMMARY OF EXPENDITURE BY SOURCE OF FUND  
(expressed in US dollars)

	<u>1972-1973</u>	<u>1974-1975</u>	<u>1976-1977</u>	<u>1978-1979</u>	<u>1980-1981</u>
<b>PAN AMERICAN HEALTH ORGANIZATION</b>					
Regular Budget <sup>1/</sup>	37,379,490	45,104,194	55,549,015	64,849,985	76,576,000
Trust Funds	5,809,857	5,592,854	11,129,212	15,393,289	19,552,448
Building Fund	93,662	721,426	597,034	229,600	262,020
Community Water Supply Fund	787,972	1,691,515	2,431,402	3,083,693	2,377,300
Revolving Fund for the Expanded Program on Immunization	-	-	-	2,291,110	7,767,938
Special Fund for Health Promotion	3,011,349	532,325	535,547	476,084	816,216
Special Fund for Malaria	216,049	-	-	-	-
Special Fund for Program Support Costs	-	-	35,219	894,166	1,893,629
Special Fund for Research	32,735	5,173	-	-	-
Other Funds	102,304	229,647	47,702	328,663	264,762
CAREC: Regular Budget	-	225,715	791,555	1,136,999	1,630,570
Trust Funds and Other	-	50,503	400,857	549,300	967,713
CFNI: Regular Budget	-	156,058	179,749	194,773	273,789
Trust Funds	-	221,250	194,460	573,175	927,814
INCAP: Regular Budget	672,190	695,023	731,174	929,455	869,526
Trust Funds	<u>3,158,922</u>	<u>4,894,985</u>	<u>6,821,682</u>	<u>7,361,355</u>	<u>6,188,072</u>
Subtotal PAHO	<u>51,264,530</u>	<u>60,120,668</u>	<u>79,444,608</u>	<u>98,291,647</u>	<u>120,367,797</u>
<b>WORLD HEALTH ORGANIZATION</b>					
WHO - Regular Budget	17,323,180	20,426,683	24,798,751	30,968,002	37,770,400
United Nations Development Program	6,105,967	10,112,993	8,421,157	5,845,770	6,152,322
United Nations Fund for Population Activities	-	8,759,745	10,640,138	13,916,346	12,867,100
WHO - Other	<u>700,061</u>	<u>195,712</u>	<u>177,191</u>	<u>730,919</u>	<u>2,721,047</u>
Subtotal WHO	<u>24,129,208</u>	<u>39,495,133</u>	<u>44,037,237</u>	<u>51,461,037</u>	<u>59,510,869</u>
TOTAL, ALL FUNDS	<u>75,393,738</u>	<u>99,615,801</u>	<u>123,481,845</u>	<u>149,752,684</u>	<u>179,878,666</u>

<sup>1/</sup> Includes budget provision for Special Fund for Health Promotion and for increase in assets.



## **PART II**

### **REPORT OF THE EXTERNAL AUDITOR**



REPORT OF THE EXTERNAL AUDITOR FOR THE  
PAN AMERICAN HEALTH ORGANIZATION FOR  
THE FINANCIAL PERIOD 1 JANUARY 1980 TO 31 DECEMBER 1981

GENERAL

1. My audit of the Organization's 1980-81 Accounts has been carried out in accordance with the Financial Regulations and in conformity with generally accepted common auditing standards. The audit included an appraisal of the Organization's financial procedures and accounting systems supported by such tests of records and transactions as appeared to me to be necessary. It also had regard to the work carried out by the Office of Internal Audit of the Organization whose programme and reports I reviewed. Co-operation between the Internal Auditors and my staff has continued to be excellent and their work has been of considerable value to me during the biennium.

OUTTURN OF REGULAR BUDGETS

2. Exhibit I shows that the effective PAHO/WHO working budget of \$114,346,400 for 1980-81 was fully obligated. Obligations raised in 1980-81 but unliquidated at 31 December 1981 totalled \$5,207,518 (4.5 per cent). Savings during 1980-81 on the liquidation of unliquidated obligations carried forward from previous financial periods amounted to \$514,350 (10.1 per cent) of which \$278,875 related to WHO's Regular Budget and was returned to WHO as miscellaneous income.

AMOUNTS WRITTEN OFF, FRAUD, ETC.

3. I have examined 19 writes-off by the Organization totalling \$15,991 and 3 cases of misappropriation or fraud involving approximately \$69,000, the largest of which is referred to in paragraph 11 below. I am satisfied with the explanations provided in these cases.

CONTROL OF FUNDS

Imprest Accounts

4. Most of PAHO's field offices are funded through imprest accounts which provide the imprest holder with a working balance to meet local expenditure. As part of the Organization's internal control arrangements, the imprest holder is required to maintain imprest records and to forward promptly to Headquarters a monthly imprest report, supported by original vouchers, giving details of all transactions and the opening and closing balances.

5. During 1980 the imprest reports and supporting vouchers for three consecutive months from one field office were not received at Headquarters. Subsequent enquiries failed to trace them and, at the end of 1980, the office forwarded photocopies of the missing reports and vouchers supporting the total expenditure for the period of \$64,190. My staff pointed out to the Bureau that the documentation supporting the reconstituted records was incomplete and that bank reconciliation was not up-to-date. In view of the risk of misappropriation they asked what special steps had been taken to investigate and reconcile the lost reports. The Bureau replied that the reconstituted records had been subjected to a detailed examination during which no material irregularities were detected, and that all reconciliations had been brought up-to-date.

6. During 1981 a further three monthly imprest reports and supporting vouchers for the same office failed to arrive at Headquarters. On each occasion the Headquarters Imprest Accounts Unit pursued the missing reports. Investigations were also carried out locally by the Country Representative and Internal Audit. Eventually, duplicate copies of the missing documents were received at Headquarters, where they were checked and reconciled to the Bureau's satisfaction.

7. The Office of Internal Audit found that there had been irregularities in the accounting arrangements and some falsification of figures to cover accounting deficiencies. However, they concluded that none of the adjustments had been carried out for the personal gain of the officer concerned, whose employment has been ended.

8. The Bureau informed me that the Country Representative had examined local procedures and had set in hand a number of changes to improve control over the petty cash fund and other financial matters. The changes were due to be completed by April 1982. Meanwhile, the Bureau were satisfied that the general purposes and activities of the office had not been adversely affected by the irregularities.

9. I welcome the measures introduced to improve financial control in the field office concerned. However, I recommend that Headquarters' controls should also be improved to ensure that any delay in the presentation of imprest reports is investigated promptly and, where necessary, locally.

#### Special US Dollar Accounts

10. Paragraphs 7 - 9 of my predecessor's Report on the 1978 Accounts referred to certain weaknesses in the control exercised over a special dollar account in Washington, D.C. which funds payments by selected field officers not having direct access to the Organization's US dollar bank accounts.

11. In early 1982, at the request of the Administration, the Office of Internal Audit investigated a significant loss on exchange at an office of a PAHO Country Representative. During the investigation, Internal Audit found that a staff member had exploited a weakness in the procedure for funding the local currency accounts through the US dollar bank account to divert US\$62,500 of PAHO funds to a private account. The officer concerned was suspended from duty and the Bureau is pursuing recovery of the amount involved. Revised instructions to improve Headquarters and local control over imprest funds are being prepared.

#### COMPUTERISED SYSTEMS

12. During 1981 my staff reviewed the controls in the existing computerised accounting system. They also examined the progress made by the Bureau towards developing a replacement system and improving the various development, installation and application control weaknesses referred to in my predecessor's Report on PAHO's Accounts for 1979 and for the first year of 1980-81.

13. The review of the existing budget and accounting system identified a number of areas where controls needed to be improved, including the submission of data for processing, the management of master files, and access to terminals. In particular, there was a need for control totals over all processing to guard against the loss of data in transit and to ensure that only properly authorized input was accepted; and a procedures manual describing all critical clerical system functions and responsibilities seemed desirable. The Bureau accepted the importance of maintaining control on the movement of key accounting data and undertook to introduce a number of improvements, including the immediate tightening of control over access to data through computer terminals and the preparation of a procedures manual during 1982.

14. My predecessor's Reports on PAHO's computerised systems referred to the Bureau's decision in 1979 to devote its main efforts to devising new computer-based systems rather than to a complete overhaul of the existing, partly-computerised, accounting systems. Originally the Bureau proposed to develop a system based upon the computer programs designed for WHO. However, they subsequently decided that this was not a practical proposition and that a system developed for a WHO regional office should be adopted instead. During 1981 this alternative also ran into difficulties and the Bureau decided to pursue a third option - a system designed specifically for PAHO's requirements but incorporating many of the characteristics and operational features of the WHO system.

15. My staff examined the case for this latest approach and expressed reservations about some of the arguments and assumptions used. I recommended therefore that the Bureau should carry out an early reassessment of the viability of the replacement system in the light of actual experience. The Bureau agreed to do so in June 1982, when the first module is due for completion, and to carry out further reassessments as each new stage is developed. I welcome this decision.

16. I am pleased to record that the 1981 review showed that a number of improvements in control had been made since the previous review and that, while some additional work still needed to be done before the various development, installation and application controls could be regarded as wholly satisfactory, improvements were in hand in all the outstanding areas. I was also glad to note that additional staff time had been assigned to control functions and that specific standards which had been developed for the documentation and programming of new systems will be applied to the replacement system referred to in paragraph 15 above.

INSTITUTE OF NUTRITION OF CENTRAL AMERICA AND PANAMA (INCAP)

17. In paragraph 3 of his Report on the 1980 Interim Financial Report, my predecessor commented on the further deterioration in INCAP's financial position and the exceptional circumstances which had contributed to the deterioration. He mentioned that the Bureau had carried out a fundamental review of the Institute, had introduced some improvements and had recommended basic changes in its operating arrangements.

18. The Institute's financial position at the end of 1981 showed an improvement over the previous year. Some \$1.6 million was due from Member Governments and Trust Fund donors, compared with \$2.3 million in 1980, and the Institute's indebtedness to PAHO had been reduced from \$1.4 million to \$0.7 million. However, the balance in the Working Capital Fund had decreased from \$234,000 to \$168,000. I recommend that consideration should be given to increasing this balance to a more realistic level.

19. At the end of 1981, a new basic agreement whereby INCAP would become an agency of Central America and Panama had been signed by the Member Countries and was awaiting their ratification. Under this agreement, the Institute would operate outside the PAHO administrative system but the Organization would retain an interest as one of its members.

\* \* \* \* \*

20. I wish to record my appreciation of the co-operation and the assistance given to me by the officers of the Organization during my audit.



Gordon Downey  
(Comptroller and Auditor General, United Kingdom)  
External Auditor

APR 30 1982



CERTIFICATION OF FINANCIAL STATEMENTS


The appended Exhibit I to Exhibit XI and Schedule 1 to Schedule 15 are correct.

Certified




William G. McMoil  
Chief, Department of Budget  
and Finance

Approved

  
Héctor R. Acuña  
Director

CERTIFICATE OF EXTERNAL AUDITOR

I have examined the following appended financial statements, numbered Exhibit I to Exhibit XI, properly identified, and relevant schedules of the Pan American Health Organization for the financial period 1980-1981 ended 31 December 1981. My examination included a general review of the accounting procedures and such tests of the accounting records and other supporting evidence as I considered necessary in the circumstances. As a result of my examination I am of the opinion that the financial statements properly reflect the recorded financial transactions for the financial period, which transactions were in accordance with the Financial Regulations and legislative authority and present fairly the financial position as at 31 December 1981.



Gordon Downey  
(Comptroller and Auditor General, United Kingdom)  
External Auditor



**PART III**

**PAN AMERICAN HEALTH ORGANIZATION  
FINANCIAL STATEMENTS**



PAN AMERICAN HEALTH ORGANIZATION  
STATEMENT OF APPROPRIATIONS AND OBLIGATIONS FOR THE FINANCIAL PERIOD 1980-1981  
(expressed in US dollars)

	Appropriations				Obligations	
	Original	Additions	Transfers	Available	Liquidated	Unliquidated
<b>PAN AMERICAN HEALTH ORGANIZATION</b>						
Regular budget:						
Part I - Program of Services	30,082,700	1,041,400	(2,588,925)	28,535,175	27,204,881	1,330,294
Part II - Development of Infrastructure	31,188,600	-	881,519	32,070,119	30,670,387	1,399,732
Part III - Administrative Direction	12,699,900	-	1,637,304	14,337,204	14,001,648	335,556
Part IV - Governing Bodies	1,063,400	-	70,102	1,133,502	1,129,408	4,094
Part V - Increase to Assets	-	-	-	-	-	-
Part VI - Contribution to Special Fund for Health Promotion	500,000	-	-	500,000	-	-
Subtotal, effective working budget (Parts I-VI)	75,534,600 <sup>1/</sup>	1,041,400	-	76,576,000	73,506,324	3,069,676
Special Fund for Health Promotion	612,162	593,618	-	1,205,780	816,216	-
Community Water Supply Fund	2,748,988	( 102,096)	-	2,646,892	2,377,300	-
CAREC and related Trust Funds	3,167,564	( 940,735)	-	2,226,829	2,598,283	-
CFNI and related Trust Funds	-	1,153,147	-	1,153,147	1,201,603	-
INCAP and related Trust Funds	6,889,153	( 323,440)	-	6,565,713	7,057,598	-
Trust Funds	23,612,710	(3,435,851)	-	20,176,859	19,524,420	28,028
Others	1,869,869	1,795,180	-	3,665,049	2,389,024	-
Subtotal, PAHO	114,435,046	( 218,777)	-	114,216,269	109,470,768	3,097,704
<b>WORLD HEALTH ORGANIZATION</b>						
Regular Budget	37,566,200	204,200	-	37,770,400	35,632,558	2,137,842
United Nations Development Program	7,324,500	( 395,354)	-	6,929,146	4,907,821	1,244,501
United Nations Fund for Population Activities	14,820,298	( 758,234)	-	14,062,064	6,984,356	5,882,744
Others	3,662,226	529,891	-	4,192,117	2,657,359	63,688
Subtotal, WHO	63,373,224	( 419,497)	-	62,953,727	50,182,094	9,328,775
<b>TOTAL, ALL FUNDS</b>	177,808,270	( 638,274)	-	177,169,996	159,652,862	12,426,479
	=====	=====	=====	=====	=====	=====

<sup>1/</sup> Does not include Part VII, Staff Assessment, which is the tax equalization net credits against the gross assessments.

PAN AMERICAN HEALTH ORGANIZATION  
CONSOLIDATED STATEMENT OF INCOME AND EXPENDITURE  
OF ALL FUNDS FOR THE YEARS 1980-1981  
(expressed in US dollars)

Funds	Note* or Statement	Balance 1 January 1980	Income 1980-1981	Transfers and Refunds	Expenditure 1980-1981	Balance 31 December 1981
<b>PAN AMERICAN HEALTH ORGANIZATION</b>						
Regular Budget	Exhibit III	-	76,208,251	( 132,251)	76,076,000	-
Advances from Governments and Institutions for Procurement Building Fund	Schedule 4 13	2,976,989 287,163	12,588,614 -	( 546,893) 147,805	12,120,026 262,020	2,898,684 172,948
Community Water Supply Fund	Schedule 8	624,790	2,022,102	-	2,377,300	269,592
Emergency Procurement Revolving Fund	Schedule 5	125,000	31,387	-	31,387	125,000
Expanded Program on Immunization in the Americas	16	5,758	1,846	-	3,621	3,983
Provision for Termination and Repatriation Entitlements	12	3,230,963	2,816,644	-	2,770,898	3,276,709
Revolving Fund for the Expanded Program on Immunization	Schedule 6	2,361,372	7,887,762	661,635	7,767,938	3,142,831
Special Funds:						
Animal Health Research	18	43,166	104,413	-	61,457	86,122
Health Promotion	19	562,809	142,971	500,000	816,216	389,564
Natural Disaster Relief	20	59,814	23,577	-	8,111	75,280
Program Support Costs	21	533,163	1,989,924	-	1,893,629	629,458
Trust Funds	Schedule 7	( 1,233,311)	21,410,170	-	19,552,448	624,411
Working Capital Fund	23	10,305,018	228,005	(1,177,189)	-	9,355,834
PAHO - CAREC:						
Regular Budget	Exhibit V	-	1,416,529	214,041	1,630,570	-
Trust Funds	Schedule 11	( 63,381)	873,681	-	967,713	( 157,413)
Working Capital Fund/Deficit	Exhibit VI	65,032	-	( 214,041)	-	( 149,009)
PAHO - CFNI:						
Regular Budget	Exhibit VII	-	272,356	1,433	273,789	-
Trust Funds	Schedule 13	( 47,216)	928,007	-	927,814	( 47,023)
Deficit	Exhibit VIII	( 44,028)	-	( 1,433)	-	( 45,461)
PAHO - INCAP:						
Regular Budget	Exhibit X	-	697,664	171,862	869,526	-
Trust Funds	Schedule 15	( 1,148,820)	6,764,533	-	6,188,072	( 572,359)
Working Capital Fund	Exhibit XI	324,160	15,808	( 171,862)	-	168,106
Subtotal, PAHO		18,968,441	136,424,244	( 546,893)	134,598,535	20,247,257
<b>WORLD HEALTH ORGANIZATION</b>						
Regular Budget		-	37,770,400	-	37,770,400	-
United Nations Development Program		-	6,152,322	-	6,152,322	-
United Nations Fund for Population Activities		-	12,867,100	-	12,867,100	-
WHO - Other		-	2,721,047	-	2,721,047	-
Subtotal, WHO		-	59,510,869	-	59,510,869	-
TOTAL, ALL FUNDS		18,968,441	195,935,113	( 546,893)	194,109,404	20,247,257

\* See Explanatory Notes to Exhibit IV

Exhibit II

PAN AMERICAN HEALTH ORGANIZATION  
STATEMENT OF INCOME AND EXPENDITURE  
FOR THE 1978-1979 AND 1980-1981 REGULAR BUDGET  
(expressed in US dollars)

	<u>1980-1981</u>	<u>1978-1979</u>
<b>INCOME</b>		
Contributions from Member and Participating Governments		
Receipts from current assessments (Schedule 2)	72,092,458	61,664,156 <sup>1/</sup>
Less: Transfer to Tax Equalization Fund	<u>4,851,300</u>	<u>4,453,800</u>
	67,241,158	57,210,356
Receipts from prior years' assessments (Schedule 2)	<u>4,701,149</u>	<u>4,658,386<sup>2/</sup></u>
	<u>71,942,307</u>	<u>61,868,742</u>
Receipts for the supplementary budget for the financing of the Pan American Zoonoses and Foot-and-Mouth Disease Centers (Schedule 3)	<u>697,871</u>	<u>-</u>
Miscellaneous income		
Interest earned	3,263,124	2,286,099
Return of pension contributions for terminated staff	463,794	305,265
Sale of equipment	27,915	6,734
Sale of publications	-	58,041
Service fees for procurements	-	173,236
Currency exchange differential	( 512,425)	( 203,654)
Sundry	<u>90,190</u>	<u>113,340</u>
Total, Miscellaneous Income	<u>3,332,598</u>	<u>2,739,061</u>
Excess of unliquidated obligations	<u>235,475</u>	<u>473,955</u>
Total Income	<u>76,208,251</u>	<u>65,081,758</u>
<b>EXPENDITURE</b>		
Personnel costs	54,127,723	45,029,745
Duty travel	2,048,107	2,810,920
Fellowships	4,376,386	3,292,246
Seminars	1,818,091	1,583,337
Project supplies and equipment	3,497,826	3,319,629
Project grants and others	5,854,258	2,287,503
Non-project supplies and equipment	494,230	1,110,641
Non-project common services and other	<u>3,859,379</u>	<u>4,415,964</u>
Total, Expenditure	<u>76,076,000</u>	<u>63,849,985</u>
EXCESS INCOME (EXPENDITURE)	132,251	1,231,773
<b>LESS APPROPRIATIONS</b>		
Contribution to the Special Fund for Health Promotion (Part VI)	( 500,000)	( 500,000)
Increase in assets (Part V)	<u>-</u>	<u>( 500,000)</u>
(DEFICIT) SURPLUS	<u>( 367,749)</u>	<u>231,773</u>
	=====	=====

<sup>1/</sup> Does not include \$2,085,556 in respect of 1978 arrears paid in 1979.

<sup>2/</sup> Includes \$2,085,556 in respect of 1978 arrears paid in 1979.

PAN AMERICAN HEALTH ORGANIZATION  
STATEMENT OF ASSETS AND LIABILITIES  
AS OF 31 DECEMBER 1979 AND 1981  
(expressed in US dollars)

A S S E T S	Note*	1981	1979
CURRENT ASSETS			
Cash: at banks, in transit and on hand (Schedule 1)	-	<u>3,096,936</u>	<u>2,952,277</u>
Time deposits and investments, at cost (Schedule 1)	-	<u>19,788,224</u>	<u>17,899,979</u>
Accounts receivable			
Quota contributions from Member and Participating Governments (Schedule 2)	-	6,405,990	5,087,634
Supplementary Budget for the Financing of the Pan American Zoonoses and Foot-and-Mouth Disease Centers (Schedule 3)	-	<u>344,302</u>	<u>-</u>
		6,750,292	5,087,634
Less: Reserved	-	<u>6,750,292</u>	<u>5,087,834</u>
		<u>-</u>	<u>-</u>
Tax Equalization Fund	1	<u>114,408</u>	<u>63,079</u>
Trust Funds receivable (Schedule 7)		<u>2,342,888</u>	<u>2,877,815</u>
Community Water Supply Fund receivable (Schedule 8)		<u>241,180</u>	<u>260,842</u>
Sundry debtors, net	2	<u>2,236,905</u>	<u>1,238,182</u>
Balance due from Centers-inter Organization funding activities	3	<u>1,122,093</u>	<u>932,184</u>
Deferred charges	4	<u>3,867,532</u>	<u>4,570,372</u>
Total current assets		<u>32,810,166</u>	<u>30,794,730</u>
LAND AND BUILDINGS			
Headquarters and field offices	5	8,257,252	8,257,252
Governor Shepherd Apartments	6	<u>1,567,284</u>	<u>1,553,631</u>
Total land and buildings		<u>9,824,536</u>	<u>9,810,883</u>
TOTAL		<u>42,634,702</u> =====	<u>40,605,613</u> =====

\* See Explanatory Notes, following pages.

Exhibit IV

LIABILITIES	Note*	1981	1979
CURRENT LIABILITIES			
Quota contributions received in advance	7	<u>101,781</u>	<u>107,062</u>
Unliquidated obligations	8	<u>3,157,209</u>	<u>2,840,523</u>
Mortgage payment, current portion	9	<u>23,949</u>	<u>21,500</u>
Accounts payable			
Advances from Governments and Institutions for procurement (Schedule 4)	10	2,898,684	2,976,989
Balance due to Pan American Health and Education Foundation under operating agreement	-	2,245,524	2,428,326
Balance due to World Health Organization from inter-organization funding activities	-	2,234,793	816,012
Textbook Program	11	335,113	140,571
Other sundry creditors	-	<u>1,101,262</u>	<u>1,440,885</u>
Total accounts payable		<u>8,815,376</u>	<u>7,802,783</u>
Total current liabilities		<u>12,098,315</u>	<u>10,771,868</u>
MORTGAGE PAYABLE, non current	9	<u>206,020</u>	<u>252,600</u>
PROVISION FOR TERMINATION AND REPATRIATION ENTITLEMENTS	12	<u>3,276,709</u>	<u>3,230,963</u>
SPECIAL FUNDS			
Building Funds	13	172,948	287,163
Community Water Supply Fund (Schedule 8)	14	510,772	885,632
Emergency Procurement Revolving Fund (Schedule 5)	15	125,000	125,000
Expanded Program on Immunization in the Americas	16	3,983	5,758
Revolving Fund for the Expanded Program on Immunization (Schedule 6)	17	3,142,831	2,361,372
Special Fund for Animal Health Research	18	86,122	43,166
Special Fund for Health Promotion	19	389,564	562,809
Special Fund for Natural Disaster Relief	20	75,280	59,814
Special Fund for Program Support Costs	21	629,458	533,163
Trust Funds (Schedule 7)	22	<u>2,967,299</u>	<u>1,644,504</u>
Total special funds		<u>8,103,257</u>	<u>6,508,381</u>
WORKING CAPITAL FUND	23	<u>9,355,834</u>	<u>10,305,018</u>
EQUITY IN LAND AND BUILDINGS			
Headquarters and field offices	5	8,257,252	8,257,252
Governor Shepherd Apartments	6	<u>1,337,315</u>	<u>1,279,531</u>
Total equity in land and buildings		<u>9,594,567</u>	<u>9,536,783</u>
TOTAL		<u>42,634,702</u> =====	<u>40,605,613</u> =====

1. Tax Equalization Fund

This Fund, established by Resolution VII of the XVIII Meeting of the Directing Council in 1968, is credited with the revenue derived from the staff assessment plan. The credits to the Fund are recorded in the names of each Member Government in proportion to their assessments for the financial period concerned, reduced by the amount needed to reimburse income taxes levied by the Member Governments on PAHO staff.

Adjustments are made in the second succeeding financial period to take account of the actual charges in respect of amounts reimbursed to staff members who are subject to national taxes.

Status of the Tax Equalization Fund as of 31 December 1981 is:

<u>Member Governments</u>	<u>Balance 1 January 1980</u>	<u>Credits from Tax Equalization Fund</u>	<u>Apportionment to Member Governments</u>	<u>Available to cover tax reimbursements to staff</u>	<u>Taxes reimbursed to staff</u>	<u>Balance 31 December 1981</u>
Canada	-	738,451	738,451	-	295	295
Colombia	2,559	103,845	93,845	10,000	5,135	( 2,306)
United States of America	42,152	6,922,999	2,122,999	4,800,000	4,872,618 <sup>1/</sup>	114,770
Venezuela	18,368	378,667	348,667	41,300 <sup>2/</sup>	24,581	1,649
Other Member and Participating Governments	-	3,155,212	3,155,212	-	-	-
<b>Total</b>	<b>63,079</b> =====	<b>11,299,174</b> =====	<b>6,459,174</b> =====	<b>4,851,300</b> =====	<b>4,902,629</b> =====	<b>114,408</b> =====

<sup>1/</sup> Due to the new procedures for reporting of staff earnings, the amount of \$381,567 which was advanced to U.S. citizens during 1981 for state income taxes and which normally would have been reported under Sundry Debtors has been included in taxes reimbursed to staff.

<sup>2/</sup> The 1979 quota contribution was not received from the Government of Venezuela. Therefore, the amount of \$11,300 due to the Tax Equalization Fund was not available to cover tax reimbursements to staff.

2. Sundry Debtors, Net

	<u>1981</u>	<u>1979</u>
Advances made to staff members in accordance with the rules and regulations of the Organization	313,558	681,098 <sup>1/</sup>
Sundry Debtors	530,322	291,964
Expenditure from Revolving Fund for the Expanded Program on Immunization awaiting reimbursement (Schedule 6)	1,581,682	386,359
Expenditure from Emergency Procurement Revolving Fund awaiting reimbursement (Schedule 5)	4,094	1,433
Deposits and guarantees	5,888	13,700
<b>Subtotal</b>	<b>2,435,544</b>	<b>1,374,554</b>
<b>Less: Reserves for doubtful accounts</b>	<b>198,639</b>	<b>136,372</b>
<b>Total</b>	<b>2,236,905</b> =====	<b>1,238,182</b> =====

<sup>1/</sup> Includes \$266,797 advanced to U.S. staff members as advances for state income taxes (see note 1).

3. Balance Due from Centers-inter-Organization Funding Activities

The net results of the accounting transactions between the Centers and the Organization represent a receivable from the Centers of \$1,122,093.

Caribbean Epidemiological Center (Exhibit VI)	331,392
Caribbean Food and Nutrition Institute (Exhibit VIII)	108,827
Institute of Nutrition of Central America and Panama (Exhibit XI)	<u>681,874</u>
Total	1,122,093 =====

4. Deferred Charges

Deferred charges are advances made to individuals or projects in accordance with the Financial Rules and Regulations of the Organization and will be charged to expenditure upon receipt of the required claim or supporting documentation.

	<u>1981</u>	<u>1979</u>
Disbursements made in respect of obligations against 1982-1983, 1980-1981 budgets:		
PAHO	295,520	247,864
WHO	708,760	1,013,889
Advances made to staff members and short-term consultants pending submission of claims	1,210,138	1,029,100
Advances to UNICEF for purchase of vaccine and drugs	-	667,082
Advances made for projects	<u>1,650,114</u>	<u>1,612,437</u>
	3,867,532 =====	4,570,372 =====

5. Land and Buildings

The amount of \$8,257,252 shown as the value (at cost) of the Headquarters and field offices land and buildings is comprised as follows:

Headquarters	6,906,170
Area I	208,645
Area III	96,391
Area IV	125,940
Area V	803,545
Area VI	<u>116,561</u>
Total	8,257,252 =====

No depreciation is charged on the buildings.

5.1 Non-expendable Inventories

The original cost of non-expendable inventories in use at Headquarters as of 31 December 1981 totalled \$2,612,720 (compared to \$2,293,854 at 31 December 1979), of which \$2,499,991 refers to PAHO and \$112,729 to WHO.

Although the inventory amount is not reported in the accounts as an asset, inventory lists are prepared, both at Washington and in the field, in order to maintain effective custody of the physical assets of the Organization.

6. Governor Shepherd Apartments

To guarantee its long-term space requirements in Washington, in 1969 the Organization purchased the Governor Shepherd Apartment building and land, located across the street from its Headquarters building. The Organization presently occupies four floors, and the remaining five floors are rented to private individuals.

The original cost of the building and land was \$1,410,834, of which \$973,068 was advanced from the Working Capital Fund (\$973,068 has been repaid from net rentals) and the balance of \$437,766 met by a long-term mortgage (\$207,797 has been repaid from net rentals). Improvements to the building amounted to \$156,450 as of 31 December 1981.

The amount of equity in the Governor Shepherd Apartments is:

Original cash invested	973,068
Reduction in mortgage	207,797
Improvements at cost	<u>156,450</u>
Total	<u>1,337,315</u> =====

The operation of the Governor Shepherd Apartments continued to pay for itself; net rental income was \$221,417 during the period 1978-1979 and \$285,788 for the period 1980-1981.

The net rental income for 1980-1981 was used for:

- repayment of funds advanced from the Working Capital Fund	\$189,594
- repayment of mortgage	44,131
- improvements at cost	13,652
- transferred to Building Funds (Explanatory note 13)	<u>38,411</u>
Total	<u>\$285,788</u> =====

A second trust dated 5 February 1971 in the amount of \$1,040,000 has been placed on the property as security for the Textbook Program loan under the PAHEF-IDB-RIGGS BANK agreement.

7. Quota Contributions Received in Advance

The amount of \$101,781 is comprised of 1982 quota contributions received in 1981 from Chile (\$1), Colombia (\$2,826), Guatemala (\$61,210), Guyana (\$9,786), Honduras (\$24,476), and Uruguay (\$3,482).

8. Unliquidated Obligations

Unliquidated obligations are commitments against the resources of the current and prior financial periods for which funds have not yet been disbursed.

	<u>1980-1981</u>	<u>Prior Years</u>	<u>Total</u>
PAHO regular budget:			
General	2,398,296	-	2,398,296
Fellowships	<u>671,380</u>	<u>59,505</u>	<u>730,885</u>
Subtotal	3,968,676	59,505	3,129,181
Trust funds	<u>28,028</u>	-	<u>28,028</u>
Total	<u>3,097,704</u> =====	<u>59,505</u> =====	<u>3,157,209</u> =====

9. Mortgage Payable

The purchase of the Governor Shepherd Apartments was partially financed by a long-term mortgage (Explanatory Note 6). The original mortgage was \$437,766, of which \$207,797 has been repaid from net rentals. The balance payable is due as follows:

Current portion, payable in 1982	23,949
Long-term portion	<u>206,020</u>
	229,969 =====

10. Advances from Governments and Institutions for Procurement

These are funds deposited with the Organization by governments and institutions/agencies under the jurisdiction of the Minister of Health for the purchase on their behalf of medical supplies, equipment and literature which otherwise would be either unobtainable, or subject to procurement difficulties in the countries concerned. A three per cent service charge is applied to the net cost of the items purchased. During the biennium the service charge amounted to \$319,876. In accordance with Resolution XXXVI of the XXVIII Meeting of the Directing Council, this amount was included in the Special Account for Program Support Costs and has been used to defray part of the staff costs related to these procurement functions.

The status of advances from governments and institutions for the years 1976-1977, 1978-1979 and 1980-1981 is as follows:

	<u>1980-1981</u>	<u>1978-1979</u>	<u>1976-1977</u>
Balance 1 January	2,976,989	2,509,194	1,603,014
Received	12,588,614	7,416,668	6,894,536
Refunds	<u>( 546,893)</u>	<u>( 532,332)</u>	<u>( 929,775)</u>
Subtotal	15,018,710	9,393,530	7,567,775
Expenditure	<u>12,120,026</u>	<u>6,416,541</u>	<u>5,058,581</u>
Total	<u>2,898,684</u> =====	<u>2,976,989</u> =====	<u>2,509,194</u> =====

11. Textbook Program

The objective of this Program, started in 1968, is to improve health sciences education in Latin America through provision of low-cost textbooks to students and teachers through a self-financing mechanism. The Program began with a small capital fund supplied by PAHO through the Special Fund for Health Promotion, and has been supplemented by loans from the Inter-American Development Bank in the amounts of \$2 million in 1971 (Medical Textbook Program) and \$5 million in 1979 (Expanded Textbook and Instructional Materials Program). Separate financial reports for these two programs may be found in the PAHEF section of this document. The PAHO Program continues to operate with the original capital, and is currently being used principally to provide nursing textbooks.

In accordance with the PAHO-PAHEF agreements, certain extraordinary charges for administration of the PAHEF textbook programs in the field were made to the PAHO Program, resulting in a net loss of \$57,331 for the biennium. Without these charges, there would have been a net operating income of \$13,980.

12. Provision for Termination and Repatriation Entitlements

Under the Staff Rules, terminating staff members are entitled to certain terminal payments, such as payment for annual leave, repatriation grant, cost of repatriation travel and other appropriate separation indemnities. For some years, the Organization has followed the policy of setting aside funds to cover these costs. Present additions are computed at six per cent of net salaries. The provision has no actuarial or statistical basis. Funds available within this account do not equal the Organization's total contingent liability for termination and separation entitlements for all staff including pending appeals but are considered sufficient to meet recurring costs of normal staff attrition, including agreed termination settlements.

Status of the provision as of 31 December is:

	1980-1981	1978-1979
Balance at 1 January 1980 and 1 January 1978	3,230,963	2,341,102
Additions:		
Provision for terminal payments based on		
6 per cent of salaries	2,082,420	1,903,901
Interest income	734,224	408,519
Transfer from Working Capital Fund	-	250,000
Subtotal	6,047,607	4,903,522
Expenditure:		
Accrued annual leave	673,732	550,117
Repatriation grant	884,512	767,290
Repatriation travel and removal	573,769	300,915
Grant in case of death	73,389	14,417
Settlement under agreed termination	565,496 <sup>1/</sup>	39,820
	2,770,898	1,672,559
Balance at 31 December 1981 and 31 December 1979	3,276,709	3,230,963
	=====	=====

<sup>1/</sup> Includes reduction-in-force indemnities totalling \$254,758 paid out following reduction of staff at the Pan American Zoonoses Center plus other compensation payments totalling \$256,099 made to ex-staff members following tribunal appeals against dismissal. A further \$20,121 for tribunal awards to PAHO staff is included under "Personnel Costs" shown in the Income and Expenditure Statement (Exhibit III).

Exhibit IV (cont.)

13. Building Funds

Status of the Building Funds as of 31 December 1981 is:

	<u>Headquarters</u>	<u>Proposed new building</u>	<u>Area II building</u>	<u>Conference room</u>	<u>Total</u>
Balance as of 1 January 1980	6,317	-	130,846	150,000	287,163
Funds transferred from Working Capital Fund	-	122,699	-	-	122,699
Funds transferred from Governor Shepherd net rental surplus	-	38,411	-	-	38,411
Transferred to Revolving Fund for the Expanded Program on Immunization in accordance with Resolution XVI of the XXVIII Meeting of the Directing Council (Explanatory Note 17)	-	-	-	(13,305)	(13,305)
Expenditure	6,317	161,110	130,846	136,695	434,968
	-	122,699	2,626	136,695	262,020
Balance as at 31 December 1981	6,317	38,411	128,220	-	172,948
	=====	=====	=====	=====	=====

14. Community Water Supply Fund

This fund was established to provide advisory services to governments in community water supply programs. Contributions to this fund are from government agencies desiring consultant services from the Organization in the planning, administration and operation of water supply systems.

The status of the Community Water Supply Fund at 31 December 1981 is shown in Schedule 8. The footnote is an integral part of the schedule.

15. Emergency Procurement Revolving Fund

The Directing Council, at its III Meeting in 1949, created an Emergency Procurement Revolving Fund in order to provide immediate relief to Member Governments in cases of emergency health problems. Reimbursement to the Fund is made by the countries that have requested the supplies.

Purchases made through the fund during the past five years were 1981, \$29,207; 1980, \$2,180; 1979, \$99,708; 1978, \$14,955; 1977, \$40,171.

The statement of activities during 1980-1981 for the Emergency Procurement Revolving Fund is shown in Schedule 5.

16. Special Fund for the Expanded Program on Immunization in the Americas

This Program was created in 1977 by Resolution XXVII of the XXV Meeting of the Directing Council in order to assist the Member Governments in the development of their immunization programs. Initial funding was authorized by Resolution XVI of the XX Pan American Sanitary Conference with a transfer of \$95,777 from the Working Capital Fund.

Status of the fund as of 31 December 1981 is:

Balance as of 1 January 1980	5,758
Interest income	<u>1,846</u>
Subtotal	7,604
Expenditure	<u>3,621</u>
Balance as of 31 December 1981	3,983
	=====

17. Revolving Fund for the Expanded Program on Immunization

The establishment of the Revolving Fund for the Expanded Program on Immunization was authorized by Resolution XXVII of the XXV Meeting of the Directing Council in 1977. The Revolving Fund will finance the procurements of vaccine for Member Governments unable to deposit funds with the Organization in U.S. currency in advance of procurement action. Reimbursement to the Revolving Fund is normally made in local currency by the governments that have requested the vaccine. Funding of the Revolving Fund is:

Resolution XVI of the XX Pan American Sanitary Conference in 1978:	
Funded by Part V of 1978 Regular Budget	500,000
Transfer from Working Capital Fund	500,000
Resolution XVI of the XXVI Directing Council in 1979:	
Transfer from Holding Account	800,000
Transfer of the unused portion of the \$150,000 authorized for the renovation of the Conference Room	13,305
Contributions received from:	
Kingdom of the Netherlands	500,000
Barbados	1,000
Belize	500
Cuba	1,000
Mexico	<u>4,000</u>
Level of Revolving Fund	2,319,805
Advanced from Working Capital Fund (Explanatory Note 23)	648,330
Reserve Account	<u>174,696</u>
Status of the Revolving Fund is shown in Schedule 6.	3,142,831 =====

18. Special Fund for Animal Health Research

In compliance with Resolution VIII of the X Inter-American Meeting, at the Ministerial Level, on Foot-and-Mouth Disease and Zoonoses Control, and as authorized by paragraph 6.7 of the Financial Regulations of the Pan American Health Organization, the Director established a Special Fund for Animal Health Research. The Fund is financed with voluntary contributions from governments, agencies and non-governmental organizations interested in cooperating in activities relating to the study of specific problems in the field of animal health in the Americas.

Status of the Fund is:

Balance as of 1 January 1980	43,166
Contributions received from:	
Brazil	81,574
Uruguay	2,943
Interest income	<u>19,896</u>
	147,579
Expenditures	<u>61,457</u>
Balance as of 31 December 1981	86,122 =====

19. Special Fund for Health Promotion

In accordance with the agreement with the W. K. Kellogg Foundation, the Foundation made a loan of \$5,000,000 to the Pan American Health Organization for the construction of its Headquarters building in Washington. Beginning in 1962, the Organization agreed to allocate funds from its regular budget to the Special Fund for Health Promotion until the full amount of the loan was paid. These allocations shall be considered as repayment of the loan. The balance of the loan (\$125,000) is to be repaid in full on or before 1 January 1982, without interest. An amount of \$500,000 was allocated to the Special Fund for Health Promotion from the Organization's 1980-1981 regular budget (Part IV).

20. Special Fund for Natural Disaster Relief

In accordance with Resolution X of the XXIV Meeting of the Directing Council in 1976, the Special Fund for Natural Disaster Relief was created to provide funds which can be used promptly by the Organization's Disaster Unit. To establish the Fund, an amount of \$100,000 was transferred from the 1976 regular budget.

Status of the Fund is:

Balance as of 1 January 1980	59,814
Contribution from International Medical Journal	135
Interest income	<u>23,442</u>
	83,391
Expenditures	<u>8,111</u>
	75,280
	=====

21. Special Fund for Program Support Costs

This Fund was established in 1976 by the Director under the authority vested in him by Financial Regulation 6.7 and subsequently reaffirmed by Resolution XXXII of the XX Pan American Sanitary Conference in 1978.

Status of the Fund is:

Balance as of 1 January 1980	533,163
Program Support Costs earned in 1980-1981	1,528,034
Service charge of 3% for procurement on behalf of Member Governments (see note 10)	319,876
Sales of Publications	<u>142,014<sup>1/</sup></u>
Subtotal	2,523,087
Expenditure	<u>1,893,629</u>
Balance as of 31 December 1981	629,458
	=====

<sup>1/</sup> In accordance with Resolution XXXVI of the XXVIII Meeting of the Directing Council, the income from sales of publications was credited to the Special Fund for Program Support Costs and has been used to defray part of the related costs.

22. Trust Funds

The Statement of Trust Funds as of 31 December 1981 is shown in Schedule 7. The footnote is an integral part of the Schedule.

23. Working Capital Fund

The Working Capital Fund was established for the primary purpose of providing funds as required to finance the regular budget pending receipt of contributions from Member and Participating Governments. The Fund is also used to provide funds for the Organization's Centers pending receipt of their contributions.

In February 1979 the Director of the Organization, under the authority vested in him by Resolution I of the 81st Meeting of the Executive Committee, signed a contract with the Inter-American Development Bank (IDB) to guarantee the new loan to PAHEF for the Textbook and Instructional Materials Program. Under this PAHO/IDB contract, PAHO has agreed that during the period of the amortization of the loan, its Working Capital Fund will be maintained at a level not less than the balance owed on the loan plus interest. PAHEF drew \$400,000 upon the loan in 1979, \$1,736,792 in 1980-81, and expects to draw the full amount of \$5 million by the end of 1983.

At its XX Meeting in 1978, the Pan American Sanitary Conference reviewed the level of the Organization's Working Capital Fund and by Resolution XVI approved a fixed level of \$11 million.

The position of the Working Capital Fund as of 31 December 1981 is:

	Gross Working Capital Fund	Unreturned cash outlay, Governor Shepherd	Net available
Balance as of 1 January 1979	11,262,617	(262,617)	11,000,000
Add:			
Net results from operation of the Governor Shepherd Apartments			
1979	-	73,023	73,023
1980-1981	-	228,005	228,005
	11,262,617	38,411	11,301,028
Withdrawal:			
1979 Deficit PAHO Regular Budget	768,005	-	768,005
1980-1981 Deficit PAHO Regular Budget	367,749	-	367,749
Transfer to Building Fund to finance implementation of new building in accordance with Resolution XXIX of the XXVIII Directing Council	122,699	-	122,699
Transfer to Revolving Fund for the Expanded Program on Immunization	648,330	-	648,330
Transfer to Building Fund (Explanatory Note 13)	-	38,411	38,411
	9,355,834	NIL	9,355,834
	=====	=====	=====

The advance to cover the 1979, and the 1980-1981 deficit will be repaid from future years' excess income over expenditure.

PAN AMERICAN HEALTH ORGANIZATION  
STATEMENT OF CASH, DEPOSITS AND SECURITIES  
AS OF 31 DECEMBER 1981  
(expressed in US dollars)

Cash at banks, in transit and on hand		
Amount in US dollars	992,116	
Amount in other currency (expressed in US dollars)	<u>2,104,820</u> <sup>1/</sup>	3,096,936
Time deposits and investments, at cost		
Certificates of deposits in US dollars	15,000,000 <sup>2/</sup>	
Certificate of deposit in Argentine pesos	450,000	
Repurchase agreements	1,000,000	
United States of America treasury bills (par value of \$1,500,000)	1,356,029	
Inter-American Development Bank bonds (par value \$2,300,000)	1,982,140	
Savings account in Colombian pesos	<u>55</u>	<u>19,788,224</u>
Total, Cash, Deposits and Securities		<u>22,885,160</u> =====

<sup>1/</sup> The conversion of local currencies to US dollars has been made in conformity with the UNDP/WHO official exchange rates as of 31 December 1981

<sup>2/</sup> Under the Inter-American Development Bank (IDB) loan for the Medical Textbook Program, Riggs National Bank has issued a Letter of Credit to IDB on behalf of PAHEF. The original amount of the Letter of Credit of \$2,040,000 has been reduced to \$1,591,083. As security for this, a line deposit of \$900,000 and a second deed of trust of \$1,040,000 on the Governor Shepherd building have been given by PAHO as collateral.

STATEMENT OF APPLICATION OF CASH, DEPOSITS AND SECURITIES  
BY SOURCE OF FUNDS

Accounts payable	5,683,360	
Less: Accounts receivable	<u>5,640,754</u>	<u>42,606</u>
Unliquidated obligations		
Regular budget	3,129,181	
Trust funds	<u>28,028</u>	<u>3,157,209</u>
Advances for procurement on behalf of Member Countries		<u>2,898,684</u>
Special Funds:		
Building Fund		172,948
Community Water Supply Fund		510,772
Emergency Procurement Fund	125,000	
Less, Accounts receivable from Member Countries	<u>4,094</u>	120,906
Expanded Program on Immunization		3,983
Natural Disaster Relief Fund		75,280
Nursing Textbook Program		335,113
Revolving Fund for the Expanded Program on Immunization	3,142,831	
Less: Accounts receivable from Member Countries	<u>1,581,682</u>	1,561,149
Special Fund for Animal Health		86,122
Special Fund for Health Promotion		389,564
Special Fund for Program Support Costs		629,458
Trust Funds		<u>2,967,299</u>
		<u>6,852,594</u>
Terminal Payment Account		<u>3,276,709</u>
Working Capital Fund	9,355,834	
Less: Tax Equalization Fund	114,408	
Trust Fund receivables	2,342,888	
Community Water Supply Fund receivables	<u>241,180</u>	<u>2,698,476</u>
Total		<u>22,885,160</u> =====

PAN AMERICAN HEALTH ORGANIZATION  
STATEMENT OF QUOTA CONTRIBUTIONS DUE FROM  
MEMBER GOVERNMENTS AND PARTICIPATING GOVERNMENTS  
1980-1981 ASSESSMENT AND PRIOR YEARS  
(expressed in US dollars)

<u>Member Governments and Participating Governments</u>	<u>Year</u>	<u>Amount Due</u>	<u>Collected During 1980-1981</u>	<u>Balance Due 31 December 1981</u>
Argentina	1980-81	<u>5,100,851</u>	<u>5,100,851</u>	-
Bahamas	1980-81	<u>47,609</u>	<u>47,609</u>	-
Barbados	1980-81	<u>54,409</u>	<u>54,409</u>	-
Bolivia	1980-81	122,420	61,210	61,210
	1979	<u>1,055</u>	<u>1,055</u>	-
		<u>123,475</u>	<u>62,265</u>	<u>61,210</u>
Brazil	1980-81	6,386,265	3,200,891	3,185,374
	1979	<u>2,243,808</u>	<u>2,243,808</u>	-
		<u>8,630,073</u>	<u>5,444,699</u>	<u>3,185,374</u>
Canada	1980-81	<u>4,787,997</u>	<u>4,787,997</u>	-
Chile	1980-81	<u>557,693</u>	<u>557,693</u>	-
Colombia	1980-81	<u>683,312</u>	<u>683,312</u>	-
Costa Rica	1980-81	122,420	61,606	60,814
	1979	<u>20,894</u>	<u>20,894</u>	-
		<u>143,314</u>	<u>82,500</u>	<u>60,814</u>
Cuba	1980-81	795,734	448,996	346,738
	1979	<u>82,396</u>	<u>82,396</u>	-
		<u>878,130</u>	<u>531,392</u>	<u>346,738</u>
Dominica	1981	<u>6,705</u>	-	<u>6,705</u>
Dominican Republic	1980-81	122,420	-	122,420
	1979	55,101	-	55,101
	1978	54,046	-	54,046
	1977	50,167	-	50,167
	1976	46,394	-	46,394
	1975	41,049	27,462	13,587
	1974	63,140	63,140	-
	1973	57,501	57,501	-
	1972	54,065	54,065	-
	1971	<u>407</u>	<u>407</u>	-
		<u>544,290</u>	<u>202,575</u>	<u>341,715</u>
Ecuador	1980-81	122,420	121,497	923
	1979	<u>4,609</u>	<u>4,609</u>	-
		<u>127,029</u>	<u>126,106</u>	<u>923</u>
El Salvador	1980-81	<u>122,420</u>	<u>122,420</u>	-
France	1980-81	<u>122,420</u>	<u>122,420</u>	-

<u>Member Governments and Participating Governments</u>	<u>Year</u>	<u>Amount Due</u>	<u>Collected During 1980-1981</u>	<u>Balance Due 31 December 1981</u>
Grenada	1980-81	20,403	20,403	-
	1979	9,183	9,183	-
	1978	8,534	8,534	-
	1977	7,921	7,921	-
		<u>46,041</u>	<u>46,041</u>	<u>-</u>
Guatemala	1980-81	<u>122,420</u>	<u>122,420</u>	<u>-</u>
Guyana	1980-81	122,420	122,420	-
	1979	6,231	6,231	-
		<u>128,651</u>	<u>128,651</u>	<u>-</u>
Haiti	1980-81	122,420	-	122,420
	1979	55,101	-	55,101
	1978	54,046	-	54,046
	1977	50,167	28,522	21,645
	1976	46,394	46,394	-
	1975	41,049	41,049	-
	1974	63,140	63,140	-
	1973	4,139	4,139	-
		<u>436,456</u>	<u>183,244</u>	<u>253,212</u>
Honduras	1980-81	<u>122,420</u>	<u>122,420</u>	<u>-</u>
Jamaica	1980-81	<u>122,420</u>	<u>122,420</u>	<u>-</u>
Kingdom of the Netherlands	1980-81	<u>47,609</u>	<u>47,609</u>	<u>-</u>
Mexico	1980-81	<u>4,787,997</u>	<u>4,786,176</u>	<u>1,821</u>
Nicaragua	1980-81	122,420	-	122,420
	1979	55,101	44,848	10,253
	1978	25,268	25,268	-
		<u>202,789</u>	<u>70,116</u>	<u>132,673</u>
Panama	1980-81	<u>122,420</u>	<u>122,420</u>	<u>-</u>
Paraguay	1980-81	122,420	-	122,420
	1979	55,101	28,756	26,345
	1978	54,046	54,046	-
	1977	45,017	45,017	-
		<u>276,584</u>	<u>127,819</u>	<u>148,765</u>
Peru	1980-81	367,261	183,631	183,630
	1979	165,304	165,304	-
	1978	187,740	187,740	-
	1977	176,906	176,906	-
		<u>897,211</u>	<u>713,581</u>	<u>183,630</u>

<u>Member Governments and Participating Governments</u>	<u>Year</u>	<u>Amount Due</u>	<u>Collected During 1980-1981</u>	<u>Balance Due 31 December 1981</u>
Saint Lucia	1980-81	<u>20,402</u>	<u>20,402</u>	<u>-</u>
St. Vincent and the Grenadines	1981	<u>10,056</u>	<u>-</u>	<u>10,056</u>
Suriname	1980-81	<u>88,416</u>	<u>88,416</u>	<u>-</u>
Trinidad and Tobago	1980-81	<u>122,420</u>	<u>83,805</u>	<u>38,615</u>
United Kingdom	1980-81	<u>95,215</u>	<u>67,822</u>	<u>27,393</u>
	1979	<u>34,582</u>	<u>34,582</u>	<u>-</u>
		<u>129,797</u>	<u>102,404</u>	<u>27,393</u>
United States of America	1980-81	<u>49,687,479</u>	<u>48,739,262</u>	<u>948,217</u>
Uruguay	1980-81	<u>244,841</u>	<u>244,841</u>	<u>-</u>
	1979	<u>110,203</u>	<u>110,203</u>	<u>-</u>
		<u>355,044</u>	<u>355,044</u>	<u>-</u>
Venezuela	1980-81	<u>2,485,209</u>	<u>1,827,080</u>	<u>658,129</u>
	1979	<u>1,058,029</u>	<u>1,058,029</u>	<u>-</u>
		<u>3,543,238</u>	<u>2,885,109</u>	<u>658,129</u>
Total		<u>83,199,597</u> =====	<u>76,793,607</u> =====	<u>6,405,990</u> =====

Amount consisted of:

Financial period 1980-1981	<u>78,111,763</u>	<u>72,092,458</u>	<u>6,019,305</u>
Prior years	<u>5,087,834</u>	<u>4,701,149</u>	<u>386,685</u>
	<u>83,199,597</u> =====	<u>76,793,607</u> =====	<u>6,405,990</u> =====

DEFERRED PAYMENT PLANS <sup>1/</sup>  
(expressed in US dollars)

<u>Member Governments</u>	<u>Total Due 1980-1981</u>	<u>Received 1980-1981</u>	<u>Balance Due 1980-1981 Under Plan</u>
Dominican Republic	202,575	202,575	-
Haiti	150,424	130,948	19,475
Paraguay	154,365	127,819	26,546

<sup>1/</sup> The deferred payment plans consist of an installment on all arrears equal to the total of the current year's quota plus an agreed per cent of the accumulated prior years' arrears.

PAN AMERICAN HEALTH ORGANIZATION  
STATEMENT OF THE SUPPLEMENTARY BUDGET FOR THE FINANCING  
OF THE PAN AMERICAN ZOONOSES AND FOOT-AND-MOUTH DISEASE CENTERS  
FOR THE FINANCIAL PERIOD 1980-1981  
(expressed in US dollars)

<u>Member Governments</u>	<u>Amount Due</u>	<u>Collected During 1980-1981</u>	<u>Balance Due 31 December 1981</u>
Argentina	72,534	72,534	-
Bahamas	677	677	-
Barbados	774	774	-
Bolivia	1,741	-	1,741
Brazil	90,813	-	90,813
Canada	68,086	68,086	-
Chile	7,930	7,930	-
Colombia	9,574	9,574	-
Costa Rica	1,741	-	1,741
Cuba	11,315	11,315	-
Dominica	193	-	193
Dominican Republic	1,741	1,741	-
Ecuador	1,741	1,741	-
El Salvador	1,741	1,741	-
France	1,741	1,741	-
Grenada	290	290	-
Guatemala	1,741	1,741	-
Guyana	1,741	1,741	-
Haiti	1,741	1,741	-
Honduras	1,741	1,741	-
Jamaica	1,741	871	870
Kingdom of the Netherlands	677	677	-
Mexico	68,086	68,086	-
Nicaragua	1,741	-	1,741
Panama	1,741	-	1,741
Paraguay	1,741	1,741	-
Peru	5,222	-	5,222
Saint Lucia	290	-	290
St. Vincent and the Grenadines	290	290	-
Suriname	1,257	1,257	-
Trinidad and Tobago	1,741	1,741	-
United Kingdom	1,353	766	587
United States of America	638,302	398,939	239,363
Uruguay	3,482	3,482	-
Venezuela	34,913	34,913	-
Total	1,042,173	697,871	344,302
	=====	=====	=====

PAN AMERICAN HEALTH ORGANIZATION  
STATEMENT OF ADVANCES FROM GOVERNMENTS AND INSTITUTIONS FOR PROCUREMENT  
AS OF 31 DECEMBER 1981  
(expressed in US dollars)

Source of funds	Balance 1 January 1980	Received 1980-1981	Expenditure 1980-1981	Refunds 1980-1981	Balance 31 December 1981
Antigua	-	9,000	9,512	-	(512)
Argentina	140,264	353,455	237,957	(21,741)	234,021
Bahamas	2,282	6,896	1,887	-	7,291
Barbados	( 24)	3,033	2,280	-	729
Belize	( 704)	13,746	11,408	-	1,634
Bermuda	11,400	831	(830)	(831)	12,230
Bolivia	616,754	1,066,859	1,416,327	(208)	267,078
Brazil	355,470	1,635,328	1,614,999	(33,227)	342,572
British Virgin Islands	170	126	-	(126)	170
Cayman Islands	84	1,832	-	-	1,916
Chile	54,635	43,156	24,816	(337)	72,638
Colombia	210,513	1,270,405	1,132,866	(28,868)	319,184
Costa Rica	33,478	65,411	67,004	(111)	31,774
Cuba	113,613	526,390	360,485	(184,024)	95,494
Dominican Republic	65,467	53,493	67,878	-	51,082
Ecuador	260,891	1,705,297	1,543,976	(51,346)	370,866
El Salvador	43,982	339,893	239,548	-	144,327
Grenada	671	1,965	1,864	-	772
Guatemala	11,043	209,451	139,266	(25,670)	55,558
Guyana	27,374	14,015	31,951	-	9,438
Haiti	8,217	152,865	144,904	-	16,178
Honduras	47,210	130,263	60,720	-	116,753
Jamaica	3,262	10,808	9,299	(1,257)	3,514
Mexico	63,086	1,596,399	1,395,938	(16,998)	246,549
Montserrat	367	500	-	-	867
Netherlands Antilles	222	4,713	4,845	-	90
Nicaragua	38,199	338,621	396,404	(25,000)	(44,584)
Panama	76,240	528,674	328,330	(133,534)	143,050
Paraguay	( 1,732)	258,720	232,708	-	24,280
Peru	710,773	1,539,912	2,141,548	(3,537)	105,600
Saint Lucia	480	17,216	5,292	-	12,404
St. Kitts	-	1,622	-	-	1,622
St. Vincent and the Grenadines	413	-	-	-	413
Suriname	26,927	48,802	66,774	(6,875)	2,080
Trinidad and Tobago	( 2,699)	34,470	30,513	-	1,258
Turks and Caicos Islands	668	-	-	-	668
United States of America	( 105)	500	-	105	500
Uruguay	10,885	173,093	103,174	-	80,804
Venezuela	39,488	411,609	275,947	(13,165)	161,985
Artificial Electronic Larynx Revolving Fund	7,725	19,245	20,436	(143)	6,391
Total	2,976,989	12,588,614	12,120,026	(546,893)	2,898,684

PAN AMERICAN HEALTH ORGANIZATION  
EMERGENCY PROCUREMENT REVOLVING FUND  
AS OF 31 DECEMBER 1981  
(expressed in US dollars)

Country	Balance due 1 January 1980	Expenditure 1980-1981	Reimbursements 1980-1981	Refunds or transfers 1980-1981	Balance due 31 December 1981
Costa Rica	3,699	-	-	-	3,699
Ecuador	-	3,348	3,316	-	32
Jamaica	-	28,039	27,676	-	363
Trinidad and Tobago	(2,266)	-	-	2,266	-
	1,433	31,387	30,992	2,266	4,094
	=====	=====	=====	=====	=====

\* \* \* \* \*

STATUS OF FUND  
AS OF 31 DECEMBER 1981

Authorized level of Emergency Procurement Revolving Fund	125,000
Less: Amount due to Fund from Member Governments	<u>4,094</u>
	120,906
Unliquidated obligations	<u>- 0 -</u>
Amount available for purchases	120,906
	=====

PAN. AMERICAN HEALTH ORGANIZATION  
REVOLVING FUND FOR THE EXPANDED PROGRAM ON IMMUNIZATION  
AS OF 31 DECEMBER 1981  
(expressed in US dollars)

Country	Balance Due 1 January 1980	Expenditure 1980-1981	Reimbursements 1980-1981	Balance Due 31 December 1981
Anguilla	-	1,186	1,103	83
Antigua	1,290	2,531	3,652	169
Argentina	418,136	1,036,964	1,295,329	159,771
Bahamas	2,836	27,054	36,278	( 6,388)
Barbados	4,001	18,415	19,719	2,697
Belize	33	8,052	4,229	3,856
Bolivia	( 12,655)	168,642	111,022	44,965
British Virgin Islands	-	918	859	59
Cayman Islands	382	3,357	3,864	( 125)
Colombia	( 46,908)	2,450,735	2,391,853	11,974
Costa Rica	( 6,426)	366,298	213,895	145,977
Chile	-	356,654	247,584	109,070
Cuba	-	866	2,279	( 1,413)
Dominica	262	6,864	7,152	( 26)
Dominican Republic	1,945	471,197	248,443	224,699
Ecuador	151,732	362,196	304,167	209,761
El Salvador	-	81,080	34,811	46,269
Grenada	-	5,329	4,873	456
Guatemala	-	216,533	171,168	45,365
Guyana	2,866	35,612	35,715	2,763
Haiti	-	34,781	34,671	110
Honduras	-	206,111	137,933	68,178
Nicaragua	3,090	192,352	146,890	48,552
Panama	5,006	142,036	104,367	42,675
Paraguay	-	119,044	133,414	( 14,370)
Peru	( 239,723)	859,966	317,478	302,765
Saint Lucia	-	7,305	4,966	2,339
St. Kitts	-	1,641	1,182	459
St. Vincent and the Grenadines	3,760	5,334	9,094	-
Suriname	-	9,264	8,605	659
Turks and Caicos Islands	-	1,740	1,660	80
Uruguay	91,295	202,247	179,885	113,657
Venezuela	-	354,475	354,475	-
Diluent Inventory	5,437	11,159	-	16,596
	386,359	7,767,938	6,572,615	1,581,682
	=====	=====	=====	=====

\* \* \* \* \*

STATUS OF FUNDS  
AS OF 31 DECEMBER 1981

A. Authorized level of the Revolving Fund at 1 January 1980	2,300,000	
Transfer from the Building Fund	13,305	
Add: Donations to the Revolving Fund: Barbados	1,000	
Belize	500	
Cuba	1,000	
Mexico	4,000	2,319,805
Less: Amount due to Fund from Member Governments	1,604,004	
Deduct funds received in advance	22,322	1,581,682
		738,123
Unliquidated obligations		1,386,453
		( 648,330)
Amount advanced from the Working Capital Fund in accordance with Resolution XX of the XXVIII Directing Council		648,330
Amount available for purchases		NIL
		=====
B. Reserve account: Balance as of 1 January 1980		61,372
3% service charge		185,693
Currency exchange differential		( 72,369)
Balance as of 31 December 1981		174,696
		=====

PAN AMERICAN HEALTH ORGANIZATION  
STATEMENT OF TRUST FUNDS  
AS OF 31 DECEMBER 1981  
(expressed in US dollars)

Source of funds	Project Reference	Balance 1 January 1980	Received 1980-1981	Project Cost 1980-1981	Balance 31 December 1981
<b>ARGENTINA</b>					
<u>Government of Argentina</u>					
Pan American Zoonoses Center	010-3300	( 856,154)	4,495,773	3,622,573	17,046
CEPANZO - Sale of Farm Produce	130-3300	-	32,227	22,546	9,681
<u>Instituto Nacional de Tecnologia Industrial</u>					
Production and Comercialization of Milk Products	060-3300	1,163	-	1,163	-
<u>Johnson &amp; Johnson</u>					
Study of Canine Brucellosis and its Relationship to Public Health	070-3300	956	-	956	-
<u>Municipalidad de Merlo</u>					
Diagnostic Work on Rabies	090-3300	628	4,881	4,014	1,495
<u>Municipalidad de Moron</u>					
Study on the Diagnosis of Rabies	140-3300	-	5,469	-	5,469
<u>Centro de Investigaciones Médicas Albert Einstein</u>					
Study on the Effect of Mebendazol in Experimental Hydatidosis of Sheep	110-3300	-	904	904	-
<u>Province of Corrientes</u>					
Voluntary Contribution to CEPANZO	120-3300	-	12,681	12,681	-
<b>BARBADOS</b>					
<u>Government of Barbados</u>					
Waterworks Administration	BAR-2100	2,602	-	2,602	-
<b>BERMUDA</b>					
<u>Government of Bermuda</u>					
Preventive Dental Hygiene for Children	010-1600	51,109	-	48,640	2,469
<b>BOLIVIA</b>					
<u>Government of Bolivia</u>					
Control of Foot-and-Mouth Disease, Rabies and Brucellosis	BOL-3200	( 90,254)	173,556	115,414	( 32,112)
Analytical Epidemiology of Silicosis	BOL-3002	-	100,000	125,087	( 25,087)
Water and Sewer Administration (Trinidad and Riberalta)	BOL-2103	-	17,460	18,794	( 1,334)
Infant Mortality Study	BOL-1301	-	58,000	1,825	56,175
Regional Health Planning for Santa Cruz	BOL-5301	-	-	8,449	( 8,449)
<b>BRAZIL</b>					
<u>Government of Brazil</u>					
Scientific and Technological Cooperation in Veterinary Public Health	BRA-3105	-	423,360	229,154	194,206
Production of Anti-Aftosa Vaccine with Oleoso Coadjuvant	BRA-3205	-	747,236	745,030	2,206
National Institute of Animal Health	BRA-3102	97,798	1,105,384	435,366	767,816

<u>Source of funds</u>	<u>Project Reference</u>	<u>Balance 1 January 1980</u>	<u>Received 1980-1981</u>	<u>Project Costs 1980-1981</u>	<u>Balance 31 December 1981</u>
Loss in Production and Productivity of Cattle due to Foot-and-Mouth Disease	BRA-3203	( 80,622)	368,438	393,701	(105,885)
Loss in Production and Productivity of Cattle due to Foot-and-Mouth Disease	BRA-3204	-	141,226	141,226	-
Maintenance Fund	030-3200	-	339,437	339,437	-
Oil-Adjuvanted Vaccine Program	061-3200	-	22,532	22,532	-
Pan American Foot-and-Mouth Disease Center - Sale of Vaccines	100-3200	-	637,614	637,614	-
Regional Library of Medicine and the Health Sciences	010-8570	( 205,909)	902,766	743,227	( 46,370)
Regional Library of Medicine and the Health Sciences - DNC Funds	050-8570	8,948	81,171	88,255	1,864
Development of Human Resources	BRA-6002	17,998	456,072	366,687	107,383
Development of Human Resources	BRA-6003	-	317,636	273,118	44,518
Development of Human Resources	BRA-6004	-	70,549	66,282	4,267
Voluntary Contribution to CEPANZO	100-3300	-	46,375	-	46,375
Integrated Health Delivery Systems	BRA-5160	( 22,332)	22,332	-	-
Improvement of Facilities - AFTOSA Center	110-3200	-	7,764	7,764	-
<u>Government of the State of Sao Paulo</u>					
Regional Library of Medicine and the Health Sciences	010-8570	-	82,286	82,286	-
<u>Coordenação do Aperfeiçoamento de Pessoal de Nível Superior</u>					
Regional Library of Medicine and the Health Sciences	060-8570	( 2,523)	2,523	-	-
<u>Cyanamid Química do Brasil</u>					
Use of Levamisol together with AFTOSA Vaccine	BRA-3206	-	15,150	-	15,150
<u>Escola Paulista de Medicina</u>					
Regional Library of Medicine and the Health Sciences	010-8570	-	7,201	7,201	-
<u>Financiadora de Estudos e Projectos</u>					
Regional Library of Medicine and the Health Sciences	030-8570	( 9,987)	291,204	282,623	( 1,406)
Latin American Center of Educational Technology for Health	AMR-8700	280	( 280)	-	-
<u>Fundação Estadual de Engenharia do Meio Ambiente</u>					
Environmental Control Program in the State of Rio de Janeiro	BRA-2040	( 10,455)	10,455	-	-
<u>Instituto Nacional de Alimentação e Nutrição</u>					
Regional Library of Medicine and the Health Sciences	020-8570	3,376	31,683	34,652	407
<u>LARA - Campinas</u>					
Special Funding of Anti-AFTOSA Vaccine Program	BRA-3207	-	8,630	1,571	7,059

CANADA

Government of Canada

Conference on Health Manpower Planning

CAN-6000	5,522	( 5,522)	-	-
----------	-------	----------	---	---

Schedule 7 (cont.)

<u>Source of funds</u>	<u>Project Reference</u>	<u>Balance 1 January 1980</u>	<u>Received 1980-1981</u>	<u>Project Costs 1980-1981</u>	<u>Balance 31 December 1981</u>
<u>Canadian International Development Agency</u>					
Water Supply and Sewerage (Belize City)	BLZ-2101	3,294	( 3,294)	-	-
Conference on Health Manpower Planning	CAN-6000	5,797	( 5,797)	-	-
Caribbean Basin Water Management Program	AMR-2174	17,059	227,542	265,235	( 20,634)
Leak Detection Equipment and Training	040-2174	-	56,884	2,803	54,081
Mobile Veterinary Laboratory Service	AMR-3111	119,123	-	119,123	-
Training of Allied Health Personnel	010-6910	( 96,380)	167,279	59,525	11,374
Nursing Services	GUY-4100	2,771	-	170	2,601
Emergency Preparedness and Disaster Relief Coordination	AMR-5171	195,076	85,000	156,755	123,321
Human Resources Planning and Continuing Education	AMR-6003	( 37,291)	699,053	405,589	256,173
<u>International Development Research Center</u>					
Evaluation of El Imperial Water Treatment Plant	050-2070	514	-	514	-
Stabilization Ponds	070-2070	( 1,306)	1,425	119	-
Information System Design	090-2070	( 4,844)	5,176	332	-
Engineering Information Systems (REPIDISCA) Phase II	140-2070	-	91,657	45,920	45,737
CHILE					
<u>Government of Chile</u>					
Development of Health Services	CHI-5100	-	3,351	3,351	-
COLOMBIA					
<u>Government of Colombia</u>					
Medical Care Administration	COL-5200	( 75,426)	-	-	( 75,426)
Hospital Administration in Cundinamarca	COL-5201	( 12,149)	-	-	( 12,149)
Brazil-Colombia Symposium on Environmental Sanitation	COL-2001	-	3,697	534	3,163
Occupational Health	COL-3000	-	-	327	( 327)
<u>Corporación Autónoma Regional</u>					
Development of the Rio Cauca Watershed	COL-2901	1,060	14,581	15,641	-
COSTA RICA					
<u>Government of Costa Rica</u>					
Nutrition	COR-1400	( 66,418)	103,869	68,481	( 31,030)
Feasibility Study for Control of External Parasites of Animals	COR-3101	8,814	-	5,589	3,225
Management of Health Services	COR-5500	20,136	100,000	55,704	64,432
National Program of Environmental Sanitation	COR-2002	-	60,834	47,208	13,626
Development of Information Systems in the Water and Sewerage Authority	COR-2101	-	-	27,915	( 27,915)

<u>Source of funds</u>	<u>Project Reference</u>	<u>Balance 1 January 1980</u>	<u>Received 1980-1981</u>	<u>Project Costs 1980-1981</u>	<u>Balance 31 December 1981</u>
<u>Instituto Interamericano de Ciencias Agrícolas</u> Detail to Instituto Inter- americano de Cooperación para la Agricultura	DIR-9208	-	143,502	143,689	( 187)
CUBA					
<u>Government of Cuba</u> Immunology Laboratories	AMR-4201	-	1,000	-	1,000
DOMINICAN REPUBLIC					
<u>Government of Dominican Republic</u> Development of Health Sciences	DOR-6101	( 1,603)	154,393	208,721	( 55,931)
Administrative Reform in the Ministry of Health	DOR-5500	( 351)	351	-	-
ECUADOR					
<u>Government of Ecuador</u> Alcoholism	ECU-1502	-	3,000	3,000	-
Development of Health Services	ECU-5100	-	-	156,131	(156,131)
Planning and Equipping of Hospitals and Other Health Facilities	ECU-5201	( 83,536)	22,153	205,325	(266,708)
Fellowships, Hospital del Niño de Guayaquil	ECU-5202	-	38,684	43,344	( 4,660)
<u>Empresa Municipal de Agua Potable Guayaquil</u> Environmental Sanitation	ECU-2000	( 10,557)	-	-	( 10,557)
EL SALVADOR					
<u>Government of El Salvador</u> Administration, Operation and Maintenance of Rural Aqueducts	ELS-2102	-	13,973	23,928	( 9,955)
GUATEMALA					
<u>Government of Guatemala</u> Institutional Development of UNEPAR	GUT-2101	( 8,770)	83,043	95,688	( 21,415)
Unified Food Control Laboratory	GUT-3500	( 2,195)	185,232	182,711	326
Drug Control	GUT-3600	13,604	101,038	124,487	( 9,845)
Extension of Coverage of Health Services	GUT-5104	( 69,901)	87,410	47,092	( 29,583)
GUYANA					
<u>Government of Guyana</u> Development of Health Services	GUY-5100	( 138)	174,346	244,680	( 70,472)
Feasibility Study for the Construction of a Hospital Complex in Georgetown	GUY-5200	-	73,920	73,920	-
HAITI					
<u>Government of Haiti</u> Institutional Development of SNEP	HAI-2104	( 86,277)	242,890	183,049	( 26,436)
Development of Health Services	HAI-5100	( 188,724)	115,678	24,044	( 97,090)

<u>Source of funds</u>	<u>Project Reference</u>	<u>Balance 1 January 1980</u>	<u>Received 1980-1981</u>	<u>Project Costs 1980-1981</u>	<u>Balance 31 December 1981</u>
<b>HONDURAS</b>					
<u>Government of Honduras</u>					
Institutional Improvement of SANAA	HON-2104	( 45,382)	63,069	35,142	( 17,455)
Veterinary Public Health	HON-3100	( 70,498)	94,487	36,808	( 12,819)
Hospital Planning and Administration	HON-5201	( 18,349)	( 839)	-	( 19,188)
Improvement of Administrative Services	HON-5501	( 28,921)	75,330	58,022	( 11,613)
Improvement of Administrative Services	HON-5502	( 23,572)	-	-	( 23,572)
<b>MEXICO</b>					
<u>Government of Mexico</u>					
National Health Laboratories	MEX-7301	129,205	-	183,286	( 54,081)
Pan American Center for Human Ecology and Health	AMR-2300	( 1,072)	223,799	303,390	( 80,663)
Pan American Center for Human Ecology and Health	010-2300	-	82	5	77
Control of Environmental Pollution	MEX-2300	2,492	-	2,492	-
Publication and Documentation Service	AMR-8670	-	83,867	83,867	-
Veterinary Public Health	MEX-3100	-	666	666	-
<u>University of Juarez</u>					
Nursing Education	MEX-6300	103	( 103)	-	-
<u>University of Potosí</u>					
Nursing Education	MEX-6300	2,025	( 2,070)	( 45)	-
<u>University of Nuevo León</u>					
Nursing Education	MEX-6300	3,058	-	34	3,024
<b>NICARAGUA</b>					
<u>Government of Nicaragua</u>					
Animal Health Study	NIC-3101	( 2,231)	-	( 2,231)	-
Improvement and Expansion of Regional Health Services	NIC-5104	-	169,133	255,809	( 86,676)
Development of Health Services	NIC-5100	-	1,300	311	989
<u>Universidad Nacional Autónoma de Nicaragua</u>					
Improvement of Teaching in the Facilities of Health Services at UNAN	NIC-6000	6,246	44,810	51,056	-
<b>PANAMA</b>					
<u>Government of Panama</u>					
Veterinary Public Health	PAN-3100	( 891)	891	-	-
<b>PARAGUAY</b>					
<u>Government of Paraguay</u>					
Extension of Coverage of Health Services	PAR-5103	16,607	-	164,650	(148,043)
Training on Hospital Maintenance	PAR-5104	-	20,203	16,475	3,728

<u>Source of funds</u>	<u>Project Reference</u>	<u>Balance 1 January 1980</u>	<u>Received 1980-1981</u>	<u>Project Costs 1980-1981</u>	<u>Balance 31 December 1981</u>
<b>PERU</b>					
<u>Government of Peru</u>					
Foot-and-Mouth Disease Control	PER-3200	( 35,617)	35,617	-	-
National Health Laboratories	PER-4201	13,096	318	11,861	1,553
Pan American Center for Sanitary Engineering and Environmental Sciences	AMR-2070	62,704	234,796	193,766	103,734
Pan American Center for Sanitary Engineering and Environmental Sciences	020-2070	7,973	12,903	2,411	18,465
Development of Institutional Water Supply and Sewerage	110-2070	( 20,678)	572,447	581,907	( 30,138)
<u>Centro Internacional de Formación en Ciencias del Ambiente</u>					
Course on Water Treatment Technology for Developing Countries	100-2070	2,010	-	2,010	-
Design of Wastewater Treatment Plants for Developing Countries	060-2070	2,306	-	2,306	-
<b>TRINIDAD AND TOBAGO</b>					
<u>Government of Trinidad and Tobago</u>					
Feasibility Study for the Improvement of Four District Hospitals	TRT-5200	-	80,000	77,760	2,240
<b>UNITED STATES OF AMERICA</b>					
<u>Government of the United States of America</u>					
Viral and Rickettsial Diseases	AMR-1200	( 6,323)	11,176	11,985	( 7,132)
Epidemiology of Alcoholism	040-1583	( 20,349)	39,357	8,090	10,918
Collaborative Cancer Treatment Research	030-1779	( 177,056)	706,101	810,085	(281,040)
Cancer Research Project	040-1779	-	-	69,493	( 69,493)
Oral Pathology Workshop and Cancer Epidemiology Workshop	050-1779	1,307	( 1,307)	-	-
Conservation of Non-Human Primates	AMR-3171	( 72,183)	494,656	510,220	( 87,747)
Conservation of Non-Human Primates	010-3171	142,567	224,275	200,385	166,457
Management and Production of Primates in their Indigenous Countries	030-3171	-	42,000	42,000	-
Conference on Use of South American Primates for Biomedical Research	AMR-3180	998	( 998)	-	-
Health Statistics	AMR-5400	( 57)	57	-	-
Rabies Control: Mexico - United States Border	MEX-3301	19,480	( 19,480)	-	-
Rabies Elimination: Northern Border Area	MEX-3303	-	73,513	73,513	-
Health Planning	USA-5300	( 54,584)	50,976	-	( 3,608)
Family Planning/Maternal-Child Health Survey: Northern Border Area	MEX-1302	( 7,500)	13,115	15,082	( 9,467)

Source of funds	Project Reference	Balance 1 January 1980	Received 1980-1981	Project Costs 1980-1981	Balance 31 December 1981
Viral and Rickettsial Diseases	040-1200	-	18,000	18,000	-
Field Office: United States - Mexico Border	USA-5101	-	26,571	28,435	( 1,864)
Development of Human Resources	AMR-6000	1,223	( 1,223)	-	-
Governmental Organizations in Health Sciences Education	AMR-6002	2,540	( 2,540)	-	-
<u>Agency for International Development</u>					
Research in Malaria and Other Parasitic Diseases	AMR-0202	( 24,769)	66,038	41,269	-
Institutional Development of Integrated Health Services	PAN-5500	95,950	229,000	303,862	21,088
Predisaster Planning and Training for the Health Sector in Latin America	010-5171	( 1,749)	129,260	122,766	4,745
Training in Self-Support of Disaster-Prone Countries in Latin America	050-5171	-	85,000	94,564	( 9,564)
Development and Self-Support of All Caribbean Countries	060-5171	-	35,000	33,233	1,767
Development of a Regional Training Program for Malaria	AMR-0204	-	30,000	29,886	114
Special Emphasis on Nutrition and Related Health Programs	010-1474	( 1,347)	1,347	-	-
Rural Health Institutional Development	NIC-5202	( 5,123)	5,123	-	-
Emergency Assistance	DOR-5171	-	139,506	139,506	-
<u>Environmental Protection Agency</u>					
Possible Teratogenic and Carcinogenic Effects of Pesticides	AMR-1701	-	64,146	120,958	( 56,812)
Consultants in Specialized Fields	USA-5100	-	-	5,938	( 5,938)
<u>Federal Drug Administration</u>					
Drug Control	AMR-3600	4,779	( 4,779)	-	-
<u>International Narcotics Matters</u>					
Alcohol and Drug Abuse	AMR-1575	-	26,622	32,397	( 5,775)
<u>U.S. Army Medical Research and Development Command</u>					
Vectors and Natural Reservoirs of Oropouche Virus in the Amazon Region	BRA-4311	62,163	-	-	62,163
Infectious Diseases along the Trans-Amazon Highway	BRA-4310	( 4,759)	-	-	( 4,759)
<u>American Public Health Association</u>					
Expanded Program on Immunization	AMR-0170	-	-	39,156	( 39,156)
<u>Association of Salvadorian Ladies of Washington</u>					
Purchase of Hospital Supplies and Materials	ELS-5101	-	2,060	2,060	-
<u>Cornell University</u>					
Nutrition Advisory Services	AMR-1400	-	-	3,547	( 3,547)
<u>Georgetown University</u>					
Diet Lipid Alterations in Prevention of Hypertension and Thrombogenesis	010-1776	-	-	18,751	( 18,751)
<u>Harvard University</u>					
Epidemiology - Brazil	BRA-0100	( 410)	410	-	-

Schedule 7 (cont.)

Source of funds	Project Reference	Balance 1 January 1980	Received 1980-1981	Project Costs 1980-1981	Balance 31 December 1981
<u>International Medical Tribune Syndicate</u>					
Meeting on the Prevention and Treatment of Depression	AMR-1500	291	-	( 1,646)	1,937
<u>W.K. Kellogg Foundation</u>					
Coordination and Support of Health Care Administration Education	AMR-6004	94,900	100,097	160,470	34,527
Comprehensive Health Services Development Group	AMR-5103	-	128,048	95,230	32,818
Cerro Largo and Treinta y Tres Family Health Services Models	136-1360	-	229,493	172,347	57,146
Library Services - LACPHD	137-1370	-	62,039	55,283	6,756
Instructional Materials - LACPHD	138-1370	-	102,115	94,249	7,866
Data Processing Unit - LACPHD	139-1370	-	241,085	240,888	197
<u>Kent Meter Co.</u>					
Water Meter Repair	010-2174	168	-	168	-
<u>Mannheimer Primatological Foundation</u>					
Workshop on Management and Production of Primates	020-3171	500	-	500	-
<u>Merck, Sharp and Dohme International</u>					
Control of Cardiovascular Diseases	AMR-1776	8,819	26,000	33,011	1,808
Conference on use of South American Primates for Biomedical Research	AMR-3180	164	( 164)	-	-
<u>Rockefeller Foundation</u>					
Long-Term Working Group (First-Period)	070-8570	-	15,000	15,000	-
Long-Term Working Group (Second-Period)	080-8570	-	29,000	24,655	4,345
Expansion of Latin American Network of Biomedical and Health Information	090-8570	-	35,000	17,122	17,878
Education and Training in Public Health	AMR-6100	-	25,000	14,720	10,280
<u>University of Illinois</u>					
Dental Health	AMR-1600	1,850	-	-	1,850
<u>University of Oklahoma</u>					
Lower Cost Methods of Water Treatment in Latin America	030-2070	4,832	-	1,293	3,539
<u>Upjohn International Inc.</u>					
Mycotic Diseases	010-1204	-	1,000	1,000	-
URUGUAY					
<u>Government Bodies of Uruguay (OSE)</u>					
Development of Administration of National Sanitary Public Works	URU-2101	-	37,530	27,803	9,727
VENEZUELA					
<u>Government of Venezuela</u>					
Environmental Pollution Research Center	VEN-2300	( 162,281)	222,560	78,594	( 18,315)
Veterinary Public Health Program Planning and General Activities	VEN-3100	182,758	586,364	680,414	88,708
Mycotic Diseases	VEN-5000	( 885)	17,523	7,526	9,112
Construction of a Laboratory for the Production of Anti- Aftosa Vaccine	AMR-1204	-	25,117	25,117	-
	VEN-3200	-	65,182	51,129	14,053

Source of funds	Project Reference	Balance 1 January 1980	Received 1980-1981	Project Costs 1980-1981	Balance 31 December 1981
Voluntary Contribution to CEPANZO	150-3300	-	69,307	-	69,307
Creation of a Nutrition Research Unit	VEN-1401	( 31,130)	48,016	16,886	-
INTERNATIONAL ORGANIZATIONS AND OTHERS					
<u>Caribbean Community</u>					
<u>Secretariat</u>					
Environmental Sanitation	AMR-2000	-	3,290	3,290	-
Water Supplies	AMR-2100	-	11,634	11,634	-
<u>Caribbean Development Bank</u>					
Leak Detection Control Training Program	050-2174	-	23,800	6,428	17,372
Institutional Development	AMR-2173	-	4,178	4,178	-
<u>Deutsches Primatenzentrum GMBH</u>					
Conservation of Non-Human Primates	040-3171	-	36,784	3,907	32,877
<u>European Economic Community</u>					
Training in Preparedness and Disaster Relief Coordination	030-5171	-	264,578	185,711	78,867
<u>Food and Agriculture Organization</u>					
Strengthening of Training Unit of Water and Sewerage Authority	TRT-2100	-	-	5,729	( 5,729)
<u>Government of Israel</u>					
Development of Health Services - Dominica	WIN-5105	-	5,000	814	4,186
<u>Government of The Netherlands</u>					
Caribbean Basin Water Management Program	020-2174	-	30,978	110,593	( 79,615)
<u>Inter-American Development Bank</u>					
Communication in Animal Health	AMR-3131	( 1,575)	1,581	6	-
Long-Term Planning Office	DIR-9207	-	38,442	35,707	2,735
Vaccine Production Plant	020-3200	( 7,457)	7,457	-	-
<u>International Organization for Research on Cancer</u>					
Chronic Diseases	COL-1700	20,000	-	20,000	-
<u>International Union Against Tuberculosis</u>					
Communicable Disease Control	PER-0100	741	4,000	4,000	741
Tuberculosis Control	NIC-0400	-	25,000	14,306	10,694
Tuberculosis Control	PER-0400	-	25,000	-	25,000
<u>League of Red Cross Societies</u>					
Production and Quality Control of Biologicals	AMR-7300	-	5,000	5,000	-
<u>Leprosy Relief Work - Emmaus Switzerland</u>					
Leprosy Control in the Commonwealth Caribbean	AMR-0510	42,981	-	43,472	( 491)
<u>Medical Research Council</u>					
Taxonomy, Ecology and Vector Control of the Man-Biting Simuliidae	GUY-4301	1,989	-	-	1,989
<u>Organization of American States</u>					
Emergency Assistance - Paraguay	PAR-5102	675	( 675)	-	-
<u>Overseas Development Agency</u>					
Production of Training Manuals	030-2174	-	6,222	1,354	4,868
<u>Stichting International Reference Center for Community Water Supply</u>					
Publication of IRC Paper on Hand Pumps	101-2070	678	-	678	-

Schedule 7 (cont.)

Source of funds	Project Reference	Balance 1 January 1980	Received 1980-1981	Project Costs 1980-1981	Balance 31 December 1981
Production of Manual on Slow Sand Filtration for Community Water Supply	130-2070	( 846)	7,000	2,436	3,718
IRC Financial Support for Joint POETRI/REPIDISCA Activities	160-2070	-	24,242	20,054	4,188
WHO and CEPIS Support of Peru Participation in POETRI/Phase I	180-2070	-	8,475	5,068	3,407
Environmental Sanitation - Argentina	ARG-2000	-	6,000	6,433	( 433)
Environmental Sanitation - Colombia	COL-2000	-	6,000	2,739	3,261
Environmental Sanitation - Ecuador	ECU-2000	-	6,000	-	6,000
<u>Swedish International Development Authority</u>					
Emergency Preparedness in the Caribbean and Central America	040-5171	-	98,135	8,581	89,554
<u>German Leprosy Relief Association</u>					
Leprosy Control	AMR-0500	-	8,000	8,000	-
<u>UNCDF</u>					
Malaria Eradication	NIC-0200	-	170,972	173,282	( 2,310)
<u>UNDP</u>					
Development of Health Services in the Southeast Region (Cuzco)	PER-5104	944	-	-	944
Strengthening of the Center for production of Biologicals	CUB-7301	-	19,000	15,121	3,879
Procurement Office	DAM-9309	( 85)	85	-	-
<u>UNDRO</u>					
Development of Health Services Regionalization of Health Services	NIC-5100	-	1,910	1,910	-
	DOR-5100	10,358	-	10,162	196
<u>UNECLA</u>					
Inter Agency Meeting	150-2070	-	1,960	1,960	-
<u>UNEO</u>					
Acquisition of Medical Equipment	GUY-5102	953	( 953)	-	-
Emergency Assistance	HON-5103	80,773	-	65,132	15,641
<u>UNEP</u>					
Investigation and Control of Marine Pollution	CUB-2301	-	5,709	5,709	-
Seroepidemiology of Human Hydatidosis	080-3300	-	36,759	32,901	3,858
<u>UNICEF</u>					
National Food and Nutrition Policies	AMR-1401	( 26,032)	88,925	62,893	-
Education and Training of Para-Medical Personnel (Caribbean)	AMR-6910	1,539	573	2,112	-
Maternal, Child and Family Health in Rural Areas	AMR-1331	834	( 834)	-	-
<u>Wellcome Trust</u>					
Studies on the Clinical Features of Leishmaniasis	BRA-1201	21,644	48,900	66,393	4,151
<u>WHO</u>					
Simple Modular Unit Processes for Water Treatment	080-2070	1,229	-	838	391
Pan American Center for Sanitary Engineering and Environmental Sciences	010-2070	8,422	3,000	4,084	7,338
Hypertensive Disease of Pregnancy	141-1370	-	3,000	-	3,000

Schedule 7 (cont.)

<u>Source of funds</u>	<u>Project Reference</u>	<u>Balance 1 January 1980</u>	<u>Received 1980-1981</u>	<u>Project Costs 1980-1981</u>	<u>Balance 31 December 1981</u>
Study of Birth Weight Distribution	142-1370	-	20,000	19,584	416
Human Resources Planning and Continuing Education	010-6003	-	10,000	7,533	2,467
Total		(1,233,311) =====	21,410,170 =====	19,552,448 =====	624,411 <sup>1/</sup> =====

---

<sup>1/</sup> Excess of expenditure on cost reimbursable projects over amount received	(2,342,888)
Receipts in excess of expenditure accumulated to date	<u>2,967,299</u>
	624,411 =====

PAN AMERICAN HEALTH ORGANIZATION  
STATEMENT OF COMMUNITY WATER SUPPLY FUND  
AS OF 31 DECEMBER 1981  
(expressed in US dollars)

<u>Source of funds</u>	<u>Project Reference</u>	<u>Balance 1 January 1980</u>	<u>Received 1980-1981</u>	<u>Project Costs 1980-1981</u>	<u>Balance 31 December 1981</u>
<b>BARBADOS</b>					
Development of National Water and Sewerage Authority	BAR-2101	( 46,883)	82,433	39,546	( 3,996)
<b>BOLIVIA</b>					
Water and Sewer Administration (Cochabamba)	BOL-2102	50,518	40,000	137,824	(47,306)
<b>BRAZIL</b>					
Environmental Control Program in the State of Sao Paulo	BRA-2041	( 8,393)	118,037	145,182	(35,538)
National Program in Water Supplies and Sewerage	BRA-2101	( 80,340)	325,672	245,332	-
Institutional Development of CAGECE	BRA-2102	-	-	43,839	(43,839)
National Program in Institutional Development	BRA-2104	-	454,130	419,777	34,353
<b>CHILE</b>					
Institutional Development of the National Sanitary Work Service	CHI-2100	33,296	-	33,296	-
<b>COLOMBIA</b>					
Water and Sewerage Administration	COL-2100	( 8,441)	75,000	62,676	3,883
Treatment and Disposition of Wastewater in Bogotá	COL-2101	-	5,987	49,922	(43,935)
Pollution Surveillance and Control in Bahía de Cartagena	COL-2301	17,721	33,961	43,223	8,459
Protection of Water Resources in the Plains of Bogotá	COL-2302	-	25,000	4,289	20,711
<b>COSTA RICA</b>					
Technical Cooperation in Environmental Sanitation Programs	COR-2001	30,110	11,971	42,081	-
Water Supplies	COR-2100	( 16,166)	16,166	-	-
<b>ECUADOR</b>					
Institutional Development	ECU-2103	6,543	2,000	8,543	-
<b>HAITI</b>					
Institutional Development of CAMEP	HAI-2102	( 16,005)	4,806	180	(11,379)
<b>HONDURAS</b>					
Water Supplies	HON-2102	2,325	( 2,325)	-	-
Water Supplies and Sewerage in San Pedro Sula	HON-2101	( 5,851)	5,851	-	-
Advisory Services in Water Supplies	HON-2102	5,219	( 5,219)	-	-
<b>MEXICO</b>					
Water Supplies and Sewerage Systems	MEX-2100	( 20,578)	86,035	64,213	1,244

<u>Source of funds</u>	<u>Project Reference</u>	<u>Balance 1 January 1980</u>	<u>Received 1980-1981</u>	<u>Project Costs 1980-1981</u>	<u>Balance 31 December 1981</u>
NICARAGUA					
Institutional Development in DENACAL	NIC-2102	( 61)	61	-	-
Rural Water Supply and Sanitation	NIC-2104	( 56,396)	56,396	-	-
Institutional Development in INAA	NIC-2105	-	18,020	40,239	(22,219)
PANAMA					
Advisory Services to IDAAN	PAN-2100	( 733)	733	-	-
PARAGUAY					
Administration and Maintenance of Water Supply Services	PAR-2100	3,484	22,500	2,662	23,322
Rural Water Supply and Sanitation	PAR-2101	20,972	217,971	249,786	(10,843)
PERU					
Study of Implications of Agricultural Reuse of Treated Water	170-2070	-	44,800	26,010	18,790
TRINIDAD AND TOBAGO					
Improvement of Technical Fields of the Water and Sewerage Authority	TRT-2102	-	22,444	44,569	(22,125)
URUGUAY					
Water Supplies and Sewerage	URU-2100	( 993)	993	-	-
UNRESTRICTED WATER FUND					
Institutional Development	AMR-2173	715,442	358,679	400,346	-
Rural Water Supply and Sanitation	AMR-2172	-	-	1,511	-
Evaluation of Centers	AMR-5105	-	-	2,084	-
Program Planning and General Activities	BRA-5000	-	-	33,247	-
Environmental Sanitation	COL-2000	-	-	1,927	-
General Expenses - Department of Personnel	DAM-9300	-	-	1,009	-
General Operating Expenses Headquarters	DAM-9400	-	-	233,987	400,010
Total		624,790	2,022,102	2,377,300	269,592 <sup>1/</sup>
		=====	=====	=====	=====

<sup>1/</sup> Excess of expenditures on cost reimbursable projects over amount received  
Receipts in excess of expenditure accumulated to date

(241,180)  
510,772  
269,592  
=====



**PART IV**

**CARIBBEAN EPIDEMIOLOGY CENTER**



# INTRODUCTION

\*\*\*\*\*

The Caribbean Epidemiology Center (CAREC) was established in January 1975 by PAHO/WHO at the request of the Caribbean Health Ministers Conference. The Center is under the technical and administrative supervision of the Pan American Health Organization.

The purposes of the Center are to establish and consolidate disease surveillance in the countries through epidemiological teams designated by each government; to act as a source of immediate epidemic aid to the participating countries; and to provide laboratory back-up services and within-country training in parasitology and bacteriology; and back-up reference services in bacteriology, parasitology and entomology. The Center offers a specialized technical resource to the countries and is developing, in close association with the Division of Disease Prevention and Control, the Country Representatives, the Caribbean Food and Nutrition Institute, and other institutes and centers, a coordinated approach to the use of epidemiological surveillance techniques and the supporting laboratory facilities in support of country programs.

CAREC is financed jointly by PAHO/WHO and Participating Countries. During 1980-1981, projects received financial assistance from the Agency for International Development (United States of America), Government of Trinidad and Tobago, the International Development Research Center (Canada), the Medical Research Council of the United Kingdom, and the Rockefeller University. Total expenditure incurred by CAREC or on behalf of CAREC was as follows:

Object of Expenditure	PAHO/WHO Regular Budget 1980-1981	Fund for Program Support Cost 1980-1981	CAREC Regular Budget 1980-1981	Trust Funds 1980-1981	Total Expenditure 1980-1981
Personnel costs	435,546	39,637	1,299,221	423,478	2,197,882
Duty travel	45,396	-	52,723	4,845	102,964
Contractual services	-	-	-	17,256	17,256
Fellowships	-	-	-	25,574	25,574
Seminars and courses	7,200	-	36,065	134,077	177,342
Supplies and equipment	160,360	7,472	151,415	194,457	513,704
General operating expenses	117,015	32,013	91,146	60,438	300,612
Program support costs	-	-	-	107,588	107,588
Total	765,517	79,122	1,630,570	967,713	3,442,922
	=====	=====	=====	=====	=====

The statements which follow present the financial position of the Center, excluding the PAHO/WHO financial support of \$844,639.

Exhibit V

CARIBBEAN EPIDEMIOLOGY CENTER  
ADMINISTERED BY THE PAN AMERICAN SANITARY BUREAU  
STATEMENT OF INCOME AND EXPENDITURE  
FOR THE 1978-1979 AND 1980-1981 BUDGETS  
(expressed in US dollars)

	<u>1980-1981</u>	<u>1978-1979</u>
<b>INCOME</b>		
Contribution from Member Governments		
Receipts for current assessments (Schedule 9)	1,262,927	1,114,002 <sup>1/</sup>
Receipts for supplementary assessments (Schedule 10)	127,869	-
Receipts from prior years' assessments (Schedule 9)	<u>10,791</u> 1,401,587	<u>49,594</u> <sup>2/</sup> 1,163,596
Interest earned	2,232	-
Currency exchange differential	( 2,257)	( 1,454)
Excess of unliquidated obligations	<u>14,967</u>	<u>1,570</u>
Total Income	<u>1,416,529</u>	<u>1,163,712</u>
<b>EXPENDITURE</b>		
Personnel costs	1,299,221	768,381
Duty travel	52,723	45,631
Seminars and courses	36,065	25,371
Supplies and equipment	151,415	186,732
General operating expenses	<u>91,146</u>	<u>110,884</u>
Total Expenditure	<u>1,630,570</u> <sup>3/</sup>	<u>1,136,999</u>
<b>NET RESULTS FROM OPERATIONS</b>	<u>( 214,041)</u> <sup>4/</sup> =====	<u>26,713</u> =====

<sup>1/</sup> Does not include \$5,250 in respect of 1978 arrears paid in 1979.

<sup>2/</sup> Includes \$5,250 in respect of 1978 arrears paid in 1979.

<sup>3/</sup> Approved budget 1980-1981	1,527,577
Approved supplementary budget for 1980	220,706
Less part of 1979 budgetary excess relating to salary increases	<u>22,300</u>
	<u>198,406</u> <u>1,725,983</u> =====

<sup>4/</sup> Transferred to Exhibit VI	
Working Capital Fund	( 65,032)
Deficit Account	<u>( 149,009)</u> <u>( 214,041)</u> =====

CARIBBEAN EPIDEMIOLOGY CENTER  
ADMINISTERED BY THE PAN AMERICAN SANITARY BUREAU  
STATEMENT OF ASSETS AND LIABILITIES  
AS OF 31 DECEMBER 1979 AND 1981  
(expressed in US dollars)

	<u>1981</u>	<u>1979</u>
<b>A S S E T S</b>		
CASH		
At banks and on hand		
U.S. dollar currency	4,771	2,073
Other currency	25,958	19,446
	<u>30,729</u>	<u>21,519</u>
INVESTMENTS		
Securities at cost -		
Fixed-term time deposits	<u>210,000</u>	<u>100,000</u>
ACCOUNTS RECEIVABLE		
Quota contributions receivable (Schedule 9)	268,153	14,294
Supplementary assessment receivable (Schedule 10)	92,837	-
Less: Reserved	<u>(360,990)</u>	<u>( 14,294)</u>
	-	-
Sundry debtors	-	20,309
Trust funds receivable (Schedule 11)	<u>192,182</u>	<u>147,780</u>
Advances to staff	<u>1,289</u>	<u>3</u>
	-	-
TOTAL	<u>434,200</u> =====	<u>289,611</u> =====
<b>L I A B I L I T I E S</b>		
QUOTA CONTRIBUTIONS RECEIVED IN ADVANCE		
Government of Trinidad and Tobago	-	109
UNLIQUIDATED OBLIGATIONS	<u>10,957</u>	<u>27,623</u>
ACCOUNTS PAYABLE	<u>24</u>	-
SPECIAL FUNDS		
Trust funds (Schedule 11)	34,769	84,399
Staff provident fund	<u>202,432</u>	<u>98,026</u>
Housing fund:		
Balance 1 January	13,355	17,904
Excess of expenditure over income	<u>( 9,720)</u>	<u>( 4,639)</u>
Balance 31 December	<u>3,635</u>	<u>13,355</u>
PAN AMERICAN HEALTH ORGANIZATION		
Balance due to PAHO from inter-office funding activities (Exhibit IV)	<u>331,392</u>	<u>1,067</u>
WORKING CAPITAL FUND		
Balance at 1 January 1980 and at 1 January 1978	65,032	47,860
Excess of expenditure over income (Exhibit V)	<u>( 65,032) 1/</u>	26,713
Returned from Staff Provident Fund	-	466
Gratuity payment	-	( 10,011)
Unspent balance from Trust Fund	-	4
Balance at 31 December 1981 and at 31 December 1979	<u>-</u>	<u>65,032</u>
DEFICIT (Excess of expenditure over income) (Exhibit V)	<u>(149,009) 1/</u>	-
TOTAL	<u>434,200</u> =====	<u>289,611</u> =====

1/ The deficit has been met by advances from PAHO funds.

CARIBBEAN EPIDEMIOLOGY CENTER  
ADMINISTERED BY THE PAN AMERICAN SANITARY BUREAU  
STATEMENT OF QUOTA CONTRIBUTIONS DUE FROM MEMBER GOVERNMENTS  
1980-1981 BUDGET AND PRIOR YEARS  
(expressed in US dollars)

<u>Member Governments</u>	<u>Year</u>	<u>Amount Due</u>	<u>Collected During 1980-1981</u>	<u>Balance Due 31 December 1981</u>
Anguilla	1981	421	421	-
	1980	376	376	-
		<u>797</u>	<u>797</u>	-
Antigua	1981	2,735	-	2,735
	1980	2,019	2,019	-
	1979	1,798	1,798	-
		<u>6,552</u>	<u>3,817</u>	<u>2,735</u>
Bahamas	1981	18,264	18,264	-
	1980	13,482	13,482	-
		<u>31,746</u>	<u>31,746</u>	-
Barbados	1981	28,631	28,631	-
	1980	21,127	21,127	-
	1979	6,702	6,702	-
		<u>56,460</u>	<u>56,460</u>	-
Belize	1981	2,735	2,735	-
	1980	2,019	2,019	-
		<u>4,754</u>	<u>4,754</u>	-
Bermuda	1981	3,229	3,229	-
	1980	2,378	2,378	-
		<u>5,607</u>	<u>5,607</u>	-
British Virgin Islands	1981	584	584	-
	1980	426	426	-
		<u>1,010</u>	<u>1,010</u>	-
Cayman Islands	1981	584	584	-
	1980	426	426	-
		<u>1,010</u>	<u>1,010</u>	-
Dominica	1981	2,735	2,735	-
	1980	2,019	2,019	-
		<u>4,754</u>	<u>4,754</u>	-
Grenada	1981	2,735	-	2,735
	1980	2,019	-	2,019
	1979	1,835	-	1,835
	1978	1,668	-	1,668
		<u>8,257</u>	-	<u>8,257</u>
Guyana	1981	37,771	21,156	16,615
	1980	27,869	27,869	-
		<u>65,640</u>	<u>49,025</u>	<u>16,615</u>
Jamaica	1981	112,691	112,691	-
	1980	83,160	83,160	-
	1979	1	1	-
		<u>195,852</u>	<u>195,852</u>	-
Montserrat	1981	907	907	-
	1980	674	674	-
		<u>1,581</u>	<u>1,581</u>	-
Saint Lucia	1981	2,735	2,735	-
	1980	2,019	2,019	-
		<u>4,754</u>	<u>4,754</u>	-

Schedule 9 (cont.)

<u>Member Governments</u>	<u>Year</u>	<u>Amount Due</u>	<u>Collected During 1980-1981</u>	<u>Balance due 31 December 1981</u>
St. Kitts-Nevis	1981	2,314	2,314	-
	1980	1,643	1,643	-
		<u>3,957</u>	<u>3,957</u>	-
St. Vincent and the Grenadines	1981	2,735	2,735	-
	1980	2,019	2,019	-
	1979	1,835	1,835	-
		<u>6,589</u>	<u>6,589</u>	-
Suriname	1981	28,631	28,631	-
	1980	21,127	21,127	-
		<u>49,758</u>	<u>49,758</u>	-
Trinidad and Tobago	1981	431,469	431,469	-
	1980	318,402	318,402	-
		<u>749,871</u>	<u>749,871</u>	-
Turks and Caicos Islands	1981	497	497	-
	1980	362	362	-
	1979	329	329	-
	1978	126	126	-
		<u>1,314</u>	<u>1,314</u>	-
United Kingdom Overseas Development Administration	1981	195,052	-	195,052
	1980	146,556	101,062	45,494
		<u>341,608</u>	<u>101,062</u>	<u>240,546</u>
Total		1,541,871 =====	1,273,718 =====	268,153 =====

Amounts consisted of:

Contribution for 1980 and 1981	1,527,577	1,262,927	264,650
Prior years	<u>14,294</u>	<u>10,791</u>	<u>3,503</u>
	1,541,871 =====	1,273,718 =====	268,153 =====

Schedule 10

CARIBBEAN EPIDEMIOLOGY CENTER  
ADMINISTERED BY THE PAN AMERICAN SANITARY BUREAU  
STATEMENT OF THE SUPPLEMENTARY BUDGET FOR THE FINANCING  
OF THE RETROACTIVE STAFF SALARY INCREASE FOR THE YEARS 1979 AND 1980  
(expressed in US dollars)

<u>Member Governments</u>	<u>Supplementary Assessment</u>	<u>Collected During 1981</u>	<u>Balance Due 31 December 1981</u>
Anguilla	130	130	-
Antigua	684	-	684
Bahamas	4,569	-	4,569
Barbados	7,173	7,173	-
Belize	684	684	-
Bermuda	817	817	-
British Virgin Islands	155	155	-
Cayman Islands	155	155	-
Dominica	684	684	-
Grenada	684	-	684
Guyana	9,468	-	9,468
Jamaica	28,228	543	27,685
Montserrat	221	221	-
Saint Lucia	684	684	-
St. Kitts-Nevis	554	554	-
St. Vincent and the Grenadines	684	684	-
Suriname	7,173	7,173	-
Trinidad and Tobago	108,080	108,080	-
Turks and Caicos Islands	132	132	-
United Kingdom Overseas Development Administration	<u>49,747</u>	<u>-</u>	<u>49,747</u>
<b>Total</b>	<b>220,706</b>	<b>127,869</b>	<b>92,837</b>
	=====	=====	=====

CARIBBEAN EPIDEMIOLOGY CENTER  
ADMINISTERED BY THE PAN AMERICAN SANITARY BUREAU  
STATEMENT OF TRUST FUNDS  
AS OF 31 DECEMBER 1981  
(expressed in US dollars)

Source of Funds	Project Reference	Balance 1 January 1980	Received 1980-1981	Project Costs 1980-1981	Balance 31 December 1981
AGENCY FOR INTERNATIONAL DEVELOPMENT					
Epidemiological Surveillance and Training	180/4370	76,882	345,000	531,169	(109,287)
COMMONWEALTH CARIBBEAN REGIONAL SECRETARIAT					
Development and implementation of the plan for the Caribbean and Epidemiologic Surveillance	030/4370	(11,828)	-	( 747)	( 11,081)
GOVERNMENT OF TRINIDAD AND TOBAGO					
Streptococcal project	051/4370	-	26,443	14,558	11,885
Cardiovascular project	065/4370	-	22,781	15,580	7,201
INTERNATIONAL DEVELOPMENT RESEARCH CENTER (CANADA)					
Epidemiology of infantile gastroenteritis	130/4370	(39,627)	36,430	( 3,197)	-
Yellow fever arboviruses	220/4370	-	65,112	61,059	4,053
MEDICAL RESEARCH COUNCIL					
Epidemiological study of myocardial ischemia, high- density lipoprotein, and other coronary risk factors	060/4370	(18,079)	49,399	43,375	( 12,055)
Epidemiological study of myocardial ischemia	064/4370	( 2,597)	13,657	7,523	3,537
Study on human filarias and their vectors in Trinidad	080/4370	( 1,625)	1,625	( 576)	576
Epidemiology of leptospirosis in Trinidad and Grenada	090/4370	( 4,249)	6,470	2,221	-
Epidemiology of rabies	100/4370	( 202)	79	( 123)	-
Cost reimbursable account	150/4370	( 4,201)	3,351	( 850)	-
Epidemiological studies of human filariasis in Trinidad and South America	160/4370	(33,185)	118,734	87,567	( 2,018)
Leptospirosis in Barbados and Trinidad	200/4370	( 6,206)	53,605	68,050	( 20,651)
MINISTRY OF OVERSEAS DEVELOPMENT					
Equipment of laboratories	190/4370	( 9,771)	65,357	87,873	( 32,287)
PAN AMERICAN HEALTH AND EDUCATION FOUNDATION					
Isolation of yellow fever and arboviruses research	210/4370	-	10,000	10,000	-
ROCKEFELLER UNIVERSITY					
Salary for laboratory assistant	050/4370	(16,210)	55,638	44,231	( 4,803)
WORLD HEALTH ORGANIZATION					
Tropical disease research in the Caribbean	170/4370	7,517	-	-	7,517
Total		(63,381) =====	873,681 =====	967,713 =====	(157,413) 1/ =====

1/ Excess of expenditure on cost reimbursable projects over amounts received  
Receipts in excess of expenditure accumulated to date

(192,182)  
34,769  
(157,413)  
=====



**PART V**

**CARIBBEAN FOOD AND NUTRITION INSTITUTE**



# INTRODUCTION \*\*\*\*\*

The Caribbean Food and Nutrition Institute (CFNI) serves 17 Member Countries. The Institute is a major technical resource in food and nutrition, facilitating exchange of experience and coordination of practice between member countries, the University of West Indies and other related agencies.

The general objective of CFNI is to collaborate with its member governments in their efforts to achieve by the year 2000 a level of nutritional well-being for all that will permit them to lead socially and economically productive lives as part of overall development.

More specifically, CFNI has the following impact and process objectives: (1) eliminate undernutrition; (2) reduce nutritional anemias; (3) lower the incidence of obesity and the prevalence of related diseases, particularly diabetes mellitus and hypertension; (4) ensure adequate and stable supply of nutritious, safe and acceptable foods to all individuals; (5) cooperate in developing national and regional policies, strategies and action plans to achieve the general objective; (6) support institutional development so that member governments can plan, execute and monitor food and nutrition-related programs; (7) cooperate in the education and training of government personnel to carry out food and nutrition-related activities; (8) cooperate in ensuring public awareness, understanding and knowledge of food and nutrition; and (9) cooperate in the diagnosis, monitoring and surveillance of the food and nutrition situation in the Caribbean countries.

The projects receive financial assistance from PAHO/WHO, the Agency for International Development (United States of America), Caribbean Community Secretariat, UNICEF, and the Ford Foundation, as well as from the quota contributions from the Member Countries. Total expenditure incurred by CFNI or on behalf of CFNI was as follows:

Object of Expenditure	PAHO/WHO Regular Budget 1980-1981	CFNI Regular Budget 1980-1981	Trust Funds 1980-1981	Total Expenditure 1980-1981
Personnel costs	892,463	221,435	267,307	1,381,205
Duty travel	121,353	7,609	48,850	177,812
Contractual services	-	-	10,646	10,646
Fellowships	-	-	803	803
Seminars and courses	-	9,658	354,256	363,914
Supplies and equipment	452	-	67,785	68,237
General operating expenses	128,913	35,087	1,858	165,858
Program support costs	-	-	176,309	176,309
Total	1,143,181	273,789	927,814	2,344,784
	=====	=====	=====	=====

The statements which follow present the financial position of the Institute, excluding the PAHO/WHO financial support of \$1,143,181.

CARIBBEAN FOOD AND NUTRITION INSTITUTE  
ADMINISTERED BY THE PAN AMERICAN SANITARY BUREAU  
STATEMENT OF INCOME AND EXPENDITURE  
FOR THE 1978-1979 AND 1980-1981 BUDGETS  
(expressed in US dollars)

	<u>1980-1981</u>	<u>1978-1979</u>
INCOME		
Contribution from Caribbean Governments (Schedule 12)		
Receipts from current assessments	197,609	167,895 <sup>1/</sup>
Receipts from prior years' assessments	<u>74,739</u>	<u>34,461</u> <sup>2/</sup>
	272,348	202,356
Miscellaneous income	<u>8</u>	<u>-</u>
Total income	<u>272,356</u>	<u>202,356</u>
EXPENDITURE		
Personnel costs	221,436	135,406
Duty travel	7,608	4,487
Seminars and courses	9,658	13,300
General operating expenses	<u>35,087</u>	<u>41,580</u>
Total expenditure	<u>273,789</u>	<u>194,773</u>
NET RESULTS FROM OPERATIONS	<u>( 1,433)</u> <sup>3/</sup>	<u>7,583</u>

---

<sup>1/</sup> Does not include \$2,609 in respect of 1978 arrears paid in 1979.

<sup>2/</sup> Includes \$2,609 in respect of 1978 arrears paid in 1979.

<sup>3/</sup> Transferred to Exhibit VIII.

CARIBBEAN FOOD AND NUTRITION INSTITUTE  
ADMINISTERED BY THE PAN AMERICAN SANITARY BUREAU  
STATEMENT OF ASSETS AND LIABILITIES  
AS OF 31 DECEMBER 1979 AND 1981  
(expressed in US dollars)

	<u>1981</u>	<u>1979</u>
<b>ASSETS</b>		
<b>CASH</b>		
At banks and on hand		
U.S. dollar currency	9,712	984
Other currency	<u>6,631</u>	<u>3,811</u>
	<u>16,343</u>	<u>4,795</u>
<b>ACCOUNTS RECEIVABLE</b>		
Quota contributions receivable (Schedule 12)	129,825	74,739
Less: Reserved	<u>(129,825)</u>	<u>(74,739)</u>
	<u>-</u>	<u>-</u>
Trust funds receivable (Schedule 13)	<u>62,424</u>	<u>65,847</u>
Total	<u>78,767</u> =====	<u>70,642</u> =====
<b>LIABILITIES</b>		
QUOTA CONTRIBUTIONS RECEIVED IN ADVANCE	<u>-</u>	<u>683</u>
PAN AMERICAN HEALTH ORGANIZATION		
Balance due to PAHO from inter-office funding activities (Exhibit IV)	<u>108,827</u>	<u>95,356</u>
TRUST FUNDS (Schedule 13)	<u>15,401</u>	<u>18,631</u>
<b>DEFICIT</b>		
Balance at 1 January 1980 and at 1 January 1978	( 44,028)	(51,611)
Excess income (expenditure) (Exhibit VII)	<u>( 1,433)</u>	<u>7,583</u>
Balance at 31 December 1981 and at 31 December 1979	<u>( 45,461)</u> <sup>1/</sup>	<u>(44,028)</u>
Total	<u>78,767</u> =====	<u>70,642</u> =====

<sup>1/</sup> The deficit has been met by advances from PAHO funds.

CARIBBEAN FOOD AND NUTRITION INSTITUTE  
ADMINISTERED BY THE PAN AMERICAN SANITARY BUREAU  
STATEMENT OF QUOTA CONTRIBUTIONS DUE FROM MEMBER GOVERNMENTS  
1980-1981 BUDGET AND PRIOR YEARS  
(expressed in US dollars)

<u>Member Governments</u>	<u>Year</u>	<u>Amount Due</u>	<u>Collected During 1980-1981</u>	<u>Balance Due 31 December 1981</u>
Antigua	1981	1,423	1,423	-
	1980	1,294	1,294	-
		<u>2,717</u>	<u>2,717</u>	<u>-</u>
Bahamas	1981	7,260	7,260	-
	1980	6,600	6,600	-
		<u>13,860</u>	<u>13,860</u>	<u>-</u>
Barbados	1981	14,862	14,862	-
	1980	13,511	13,511	-
	1979	1,652	1,652	-
		<u>30,025</u>	<u>30,025</u>	<u>-</u>
Belize	1981	1,423	1,423	-
	1980	1,294	1,294	-
		<u>2,717</u>	<u>2,717</u>	<u>-</u>
British Virgin Islands	1981	300	300	-
	1980	273	273	-
	1979	201	201	-
		<u>774</u>	<u>774</u>	<u>-</u>
Cayman Islands	1981	300	300	-
	1980	273	273	-
		<u>573</u>	<u>573</u>	<u>-</u>
Dominica	1981	1,423	1,423	-
	1980	1,294	1,294	-
		<u>2,717</u>	<u>2,717</u>	<u>-</u>
Grenada	1981	1,423	-	1,423
	1980	1,294	1,294	-
	1979	1,176	1,176	-
	1978	882	882	-
	1977	245	245	-
		<u>5,020</u>	<u>3,597</u>	<u>1,423</u>
Guyana	1981	19,605	15,038	4,567
	1980	17,823	17,823	-
		<u>37,428</u>	<u>32,861</u>	<u>4,567</u>
Jamaica	1981	58,500	3,937	54,563
	1980	53,182	53,182	-
	1979	48,347	48,347	-
	1978	11,977	11,977	-
		<u>172,006</u>	<u>117,443</u>	<u>54,563</u>
Montserrat	1981	474	474	-
	1980	431	431	-
		<u>905</u>	<u>905</u>	<u>-</u>
Saint Lucia	1981	1,423	1,423	-
	1980	1,294	1,294	-
		<u>2,717</u>	<u>2,717</u>	<u>-</u>
St. Kitts-Nevis	1981	1,423	1,423	-
	1980	1,294	1,294	-
		<u>2,717</u>	<u>2,717</u>	<u>-</u>

<u>Member Governments</u>	<u>Year</u>	<u>Amount Due</u>	<u>Collected During 1980-1981</u>	<u>Balance Due 31 December 1981</u>
St. Vincent and the Grenadines	1981	1,423	1,423	-
	1980	1,294	1,294	-
	1979	1,176	1,176	-
		<u>3,893</u>	<u>3,893</u>	<u>-</u>
Suriname	1981	17,307	-	17,307
	1980	15,734	15,734	-
		<u>33,041</u>	<u>15,734</u>	<u>17,307</u>
Trinidad and Tobago	1981	42,689	-	42,689
	1980	38,808	29,532	9,276
	1979	9,083	9,083	-
		<u>90,580</u>	<u>38,615</u>	<u>51,965</u>
Turks and Caicos Islands	1981	253	253	-
	1980	230	230	-
		<u>483</u>	<u>483</u>	<u>-</u>
Total		<u>402,173</u> =====	<u>272,348</u> =====	<u>129,825</u> =====

Amounts consisted of:

Contribution for 1980 and 1981	327,434	197,609	129,825
Prior years	<u>74,739</u>	<u>74,739</u>	<u>-</u>
	<u>402,173</u> =====	<u>272,348</u> =====	<u>129,825</u> =====

CARIBBEAN FOOD AND NUTRITION INSTITUTE  
ADMINISTERED BY THE PAN AMERICAN SANITARY BUREAU  
STATEMENT OF TRUST FUNDS  
AS OF 31 DECEMBER 1981  
(expressed in US dollars)

<u>Source of Funds</u>	<u>Project Reference</u>	<u>Balance 1 January 1980</u>	<u>Received 1980-1981</u>	<u>Project Costs 1980-1981</u>	<u>Balance 31 December 1981</u>
<b>AGENCY FOR INTERNATIONAL DEVELOPMENT</b>					
National Food and Nutrition Policies	160/1411	( 21,344)	790,000	821,775	(53,119)
A Simplified Food Intake Recall Method	190/1411	-	20,000	14,677	5,323
<b>CARIBBEAN COMMUNITY SECRETARIAT</b>					
Workshop on National Food and Nutrition Programs	220/1411	-	9,435	8,338	1,097
<b>FORD FOUNDATION</b>					
Development of Social Science Unit at Caribbean Food and Nutrition Institute	101/1411	4,312	45,000	41,031	8,281
<b>UNITED NATIONS CHILDREN'S FUND</b>					
General Support	80/1411	350	( 350)	-	-
Nutrition Education	110/1411	( 11,912)	24,964	13,052	-
Caribbean Food and Nutrition Institute (Maurice Pate Award)	120/1411	3,836	-	3,836	-
Promotion of National Food and Nutrition Policies	140/1411	133	( 133)	-	-
Food and Nutrition Surveillance in the English-Speaking Caribbean	150/1411	( 13,998)	13,998	9,305	(9,305)
Techniques to Promote Breast Feeding	170/1411	( 18,593)	18,593	-	-
<b>WORLD FOOD PROGRAM</b>					
Evaluation Data: World Food Program	210/1411	-	1,500	1,000	500
<b>WORLD HEALTH ORGANIZATION</b>					
Evaluation of Methods to Screen Hemoglobin	180/1411	10,000	-	10,000	-
Nutrition Training of Primary Health Care and Other Community Workers	200/1411	-	5,000	4,800	200
<b>Total</b>		<u>( 47,216)</u>	<u>928,007</u>	<u>927,814</u>	<u>(47,023)<sup>1/</sup></u>
		=====	=====	=====	=====

<sup>1/</sup> Excess of expenditures on cost-reimbursable projects over amounts received  
Receipts in excess of expenditures accumulated to date

(62,424)  
15,401  
(47,023)  
=====

**PART VI**

**INSTITUTE OF NUTRITION OF CENTRAL AMERICA  
AND PANAMA**



INTRODUCTION  
\*\*\*\*\*

The Institute of Nutrition of Central America and Panama (INCAP) was created in 1946 by agreement between the Pan American Sanitary Bureau, the Kellogg Foundation, the Central American countries of Costa Rica, El Salvador, Guatemala, Honduras and Nicaragua, and the Republic of Panama. Responsibility for administration of the Institute was given to the Director of the Pan American Sanitary Bureau, with a Directing Council composed of delegates from each of the five Central American countries and Panama.

INCAP's activities are focused on the quest for short or long-term measures for solving such problems as protein-calorie malnutrition, vitamin A deficiency, nutritional anemias and endemic goiter. The technical cooperation provided by INCAP in the manpower development area provides the countries of the Region with a basic core of trained national personnel who, upon returning home, help train local personnel and so have a multiplier effect. Special attention is also given to programs that may produce an immediate improvement in nutritional status, such as those for the enrichment of sugar with vitamin A and with easily absorbed iron salts.

Resolution XXX of the XXVIII PAHO Directing Council approved in principle the final transfer of INCAP to its new political and administrative management as an agency of Central America and Panama outside the organic and administrative system of PAHO. This arrangement had been previously approved by the INCAP Council. Under the new arrangement, PAHO/WHO will participate as a member of INCAP. A new INCAP Basic Agreement has been prepared and signed by the Member Countries of INCAP and is awaiting ratification by the Member Countries. Actions are in process to support the restructuring of INCAP until it is finally completed.

The projects receive financial assistance from PAHO/WHO, PAHEF, the Governments of Canada, Guatemala, and the United States of America, the European Economic Community, various universities and foundations, as well as from the quota contributions from the Member Countries. Total expenditure incurred by INCAP or on behalf of INCAP was as follows:

Object of expenditure	PAHO/WHO Regular Budget 1981	Fund for Program Support cost 1981	INCAP Regular Budget 1981	Trust Funds 1981	Total Expenditure 1981
Personnel costs	739,282	119,369	168,793	839,208	1,866,652
Duty travel	54,734	-	16,238	136,980	207,952
Contractual services	71,093	21,912	49,682	404,386	547,073
Reproduction and visual aids	-	-	26,359	24,513	50,872
Fellowships and seminars	66,496	-	-	301,310	367,806
Supplies and equipment	19,956	-	2,576	121,858	144,390
General operating expenses	43,339	7,592	1,574	28,103	80,608
Statistical services	-	-	75,509	35,496	111,005
Building services	-	-	108,918	454,532	563,450
Program support costs	-	-	-	149,848	149,848
Total	994,900 =====	148,873 =====	449,649 =====	2,496,234 =====	4,089,656 =====

The statements which follow present the financial position of the Institute, excluding the PAHO/WHO financial support of \$994,900, and Special Fund for Program Support Costs of \$148,873.

INSTITUTE OF NUTRITION OF CENTRAL AMERICA AND PANAMA  
ADMINISTERED BY THE PAN AMERICAN SANITARY BUREAU  
STATEMENT OF APPROPRIATIONS AND OBLIGATIONS  
FOR THE 1980 AND 1981 BUDGETS  
(expressed in US dollars)

REGULAR BUDGET FOR	<u>1981</u>	<u>1980</u>
APPROPRIATIONS		
Assessments	250,000	250,000
Miscellaneous income	<u>200,000</u>	<u>200,000</u>
Total	450,000 =====	450,000 =====
 OBLIGATIONS		
Liquidated	449,649	419,877
Unliquidated	<u>-</u>	<u>-</u>
Total	449,649 =====	419,877 =====

INSTITUTE OF NUTRITION OF CENTRAL AMERICA AND PANAMA  
ADMINISTERED BY THE PAN AMERICAN SANITARY BUREAU  
STATEMENT OF INCOME AND EXPENDITURE  
FOR THE 1980 AND 1981 BUDGETS  
(expressed in US dollars)

	<u>1981</u>	<u>1980</u>
INCOME		
Contributions from Member Governments (Schedule 14)		
Receipts from current assessments	78,250	100,600
Receipts from prior years' assessments	<u>109,781</u>	<u>66,253</u>
	188,031	166,853
	<u>          </u>	<u>          </u>
Miscellaneous income		
Education and training in nutrition	118,483	102,526
INCAPARINA commissions	21,612	14,201
Sale of publications	1,991	16,079
Sale of laboratory animals and farm produce	-	2,937
Laboratory analyses	5,230	235
Chromatograph laboratory services	-	457
Sale of equipment	8,874	2,615
Sundry	<u>24,197</u>	<u>23,343</u>
Total, Miscellaneous Income	180,387	162,393
	<u>          </u>	<u>          </u>
Total, Income	368,418	329,246
	<u>          </u>	<u>          </u>
EXPENDITURE		
Personnel costs	168,793	304,905
Duty travel	16,238	1,832
Contractual services	49,682	-
General operating expenses	110,492	108,264
Supplies and equipment	2,576	4,876
Statistical services	75,509	-
Reproduction and visual aids	<u>26,359</u>	<u>-</u>
Total, Expenditure	449,649	419,877
	<u>          </u>	<u>          </u>
NET RESULTS FROM OPERATIONS	(81,231) <u>1/</u>	(90,631)
	=====	=====

1/ Transferred to Working Capital Fund (Exhibit XI)

INSTITUTE OF NUTRITION OF CENTRAL AMERICA AND PANAMA  
ADMINISTERED BY THE PAN AMERICAN SANITARY BUREAU  
STATEMENT OF ASSETS AND LIABILITIES  
AS OF 31 DECEMBER 1980 AND 1981  
(expressed in US dollars)

	<u>1981</u>	<u>1980</u>
<b>A S S E T S</b>		
<b>CURRENT ASSETS</b>		
CASH: At banks, in transit, and on hand		
US dollars	137,857	120,221
Quetzales	86,558	53,043
Total, Cash	<u>224,415</u>	<u>173,264</u>
Investments at cost		
Fixed-term time deposit, held on behalf of Staff Provident Fund	850,000	814,000
Fixed-term time deposit, general funds	-	86,000
Municipal water shares	10,380	10,380
Total, Investments	<u>860,380</u>	<u>910,380</u>
Accounts receivable		
Quota contributions receivable (Schedule 14)	1,048,190	986,221
Less: Reserved	<u>1,048,190</u>	<u>986,221</u>
	-	-
Trust funds receivable (Schedule 15)	<u>623,350</u>	<u>1,537,935</u>
Sundry debtors	114,117	160,774
Less: Reserved for doubtful accounts	<u>14,246</u>	<u>82,311</u>
	99,871	78,463
Total, Accounts Receivable	<u>723,221</u>	<u>1,616,398</u>
Supplies inventory	103,537	102,548
Total, Current Assets	<u>1,911,553</u>	<u>2,802,590</u>
<b>CAPITAL ASSETS</b>		
Building improvements	55,678	55,678
Less: Reserved	<u>55,678</u>	<u>55,678</u>
	-	-
<b>TOTAL</b>	<u>1,911,553</u> =====	<u>2,802,590</u> =====
<b>L I A B I L I T I E S</b>		
<b>CURRENT LIABILITIES</b>		
Unliquidated obligations		
Trust funds	-	45,471
Accounts payable	20,955	18,123
Provision for staff income tax reimbursement	-	357
Balance due to the Pan American Health Organization inter-office funding of activities (Exhibit IV)	681,874	1,387,236
Total, Current Liabilities	<u>702,829</u>	<u>1,451,187</u>
PROVISION FOR TERMINATION ENTITLEMENTS	91,582	92,225
STAFF PROVIDENT FUND	898,045	814,974
TRUST FUNDS (Schedule 15)	50,991	209,821
<b>WORKING CAPITAL FUND</b>		
Unrestricted balance as of 1 January	154,383	244,160
Net results from operations (Exhibit X)	( 81,231)	( 90,631)
Returns from staff provident fund	42	854
Unrestricted balance as of 31 December	<u>73,194</u>	<u>154,383</u>
Reserved for equipment and vehicles	44,912	30,000
Reserved for supplies and inventory	50,000	50,000
Total, Working Capital Fund	<u>168,106</u>	<u>234,383</u>
<b>TOTAL</b>	<u>1,911,553</u> =====	<u>2,802,590</u> =====

INSTITUTE OF NUTRITION OF CENTRAL AMERICA AND PANAMA  
ADMINISTERED BY THE PAN AMERICAN SANITARY BUREAU  
STATEMENT OF QUOTA CONTRIBUTIONS DUE FROM MEMBER GOVERNMENTS  
1981 BUDGET AND PRIOR YEARS  
(expressed in US dollars)

<u>Member Governments</u>	<u>Year</u>	<u>Amount Due</u>	<u>Collected During 1981</u>	<u>Balance Due 31 December 1981</u>
Costa Rica	1981	35,000	-	35,000
	1980	35,000	-	35,000
	1979	35,000	-	35,000
	1978	35,000	-	35,000
	1977	35,000	-	35,000
	1976	35,000	-	35,000
	1975	35,000	-	35,000
	1974	17,246	8,781	8,465
		<u>262,246</u>	<u>8,781</u>	<u>253,465</u>
El Salvador	1981	42,500	-	42,500
	1980	42,500	-	42,500
		<u>85,000</u>	<u>-</u>	<u>85,000</u>
Guatemala	1981	78,250	78,250	-
Honduras	1981	26,000	-	26,000
	1980	26,000	-	26,000
	1979	26,000	-	26,000
	1978	26,000	-	26,000
	1977	26,000	-	26,000
	1976	26,000	-	26,000
	1975	26,000	-	26,000
	1974	26,000	-	26,000
	1973	26,000	-	26,000
	1972	26,000	-	26,000
	1971	26,000	-	26,000
	1970	62,425	42,637	19,788
	1969	9,363	9,363	-
		<u>357,788</u>	<u>52,000</u>	<u>305,788</u>
Nicaragua	1981	31,000	-	31,000
	1980	31,000	-	31,000
	1979	31,000	-	31,000
	1978	31,000	-	31,000
	1977	31,000	-	31,000
	1976	31,000	-	31,000
	1975	31,000	-	31,000
	1974	31,000	-	31,000
	1973	31,000	-	31,000
	1972	31,000	-	31,000
	1971	31,000	-	31,000
	1970	59,787	34,100	25,687
		<u>400,787</u>	<u>34,100</u>	<u>366,687</u>
Panama	1981	37,250	-	37,250
	1980	14,900	14,900	-
		<u>52,150</u>	<u>14,900</u>	<u>37,250</u>
Total		1,236,221	188,031	1,048,190
		=====	=====	=====
Amounts consisted of:				
Current year (1981)		250,000	78,250	171,750
Prior years		986,221	109,781	876,440
		<u>1,236,221</u>	<u>188,031</u>	<u>1,048,190</u>
		=====	=====	=====

INSTITUTE OF NUTRITION OF CENTRAL AMERICA AND PANAMA  
ADMINISTERED BY THE PAN AMERICAN SANITARY BUREAU  
STATEMENT OF TRUST FUNDS  
AS OF 31 DECEMBER 1981  
(expressed in US dollars)

<u>Source of Funds</u>	<u>Project Reference</u>	<u>Balance 1 January 1981</u>	<u>Received 1981</u>	<u>Project Costs 1981</u>	<u>Balance 31 December 1981</u>
<b>CANADA</b>					
<u>International Development Research Center</u>					
Gastroenteritis Studies	273/1430	( 44,942)	56,750	27,092	( 15,284)
Grain Legume Quality	311/1430	( 54,257)	100,636	54,192	( 7,813)
Rotavirus Study	392/1430	( 6,190)	-	-	( 6,190)
<u>Omnichild Foundation, Inc.</u>					
Health Intervention and Evaluation Project in Solalo, Guatemala	251/1430	7,172	2,519	9,691	-
<b>GUATEMALA</b>					
<u>Government of Guatemala</u>					
Technical Cooperation	551/1430	1,547	-	1,547	-
Influence of Nutrition on Different Health Aspects of Agricultural Laborers	900/1430	2,636	77,500	80,135	1
<u>Fundación para la Alimentación de Centro América y Panamá</u>					
Primary Studies on Vegetable Dehydration	541/1430	( 2,500)	-	-	( 2,500)
Effect of Vitamin A Fortification of Sugar in Guatemala on Indicators of Iron Nutrition	401/1430	( 13,228)	58,544	45,207	109
Donation for Clinical Center	411/1430	( 59,644)	78,000	93,306	( 74,950)
Nutrition Studies in Marginal Urban Areas	412/1430	( 4,293)	45,300	76,363	( 35,356)
Donation for the Division of Biology and Human Nutrition	471/1430	23	-	23	-
Study of Effects of Poly- phenols on Protein Quality of Common Brans	601/1430	( 11,300)	-	-	( 11,300)
Evaluation in Humans of the Nutritional Quality of Four Proteins	611/1430	( 34,634)	14,000	3,179	( 23,813)
Use of Distillery Residues in Animal Nutrition	621/1430	( 7,664)	7,664	-	-
Symposium on Preservation and Utilization of Common Beans	641/1430	-	9,035	8,323	712
Effect of Energy Intake on Protein Needed for Equilibrium	651/1430	-	-	10,000	( 10,000)
Updating the Composition Table for Pastures and Forage	671/1430	-	3,000	18,000	( 15,000)
Production, Storage, Acceptance and Nutritional Impact of Opaque-2 Corn in Guatemala	681/1430	-	17,638	13,235	4,403
<b>UNITED STATES OF AMERICA</b>					
<u>Agency for International Development</u>					
Regional Nutrition	151/1430	( 73,073)	173,373	111,570	( 11,270)

Source of Funds	Project Reference	Balance 1 January 1981	Received 1981	Project Costs 1981	Balance 31 December 1981
Effect of Protein-Calorie Interventions on Human Growth, Morbidity and Mortality	191/1430	(179,660)	176,647	( 3,013)	-
Fortification of Sugar with Iron: Field Study	201/1430	( 79,074)	136,290	67,443	( 10,227)
Integrated Family Health Project - Guatemala	491/1430	(591,610)	1,012,273	575,042	(154,379)
Development of Human Resources in Nutrition Planning	661/1430	-	20,000	22,540	( 2,540)
A Program in Technical Cooperation by INCAP for its Member Countries	691/1430	-	-	46,402	( 46,402)
<u>Department of Agriculture</u>					
Evaluation of Brady Crop-Cooker Extruder	171/1430	( 15)	15	-	-
<u>Kellogg Foundation</u>					
Public Health Fellowships	481/1430	16,415	-	9,145	7,270
<u>Massachusetts Institute of Technology</u>					
Studies in Tutorial Training in Clinical Nutrition	082/1430	5,540	28,620	34,160	-
<u>National Institutes of Health</u>					
Nutritional Studies on Growth and Development	289/1430	( 27,773)	3,655	-	( 24,118)
Service to Gather Data from Children in Eastern Guatemala	441/1430	( 23,622)	23,622	-	-
Effects of Opsoning Replacement in Severe Malnutrition	533/1430	-	56,262	56,262	-
Interaction Between Malnutrition and Infection	930/1430	( 169)	-	-	( 169)
<u>Nestle Foundation</u>					
Nestle Fellowships	582/1430	3,599	-	3,599	-
<u>Rockefeller Foundation</u>					
Seasonal Migration, Health and Nutritional Status in Indian Guatemalan Communities	521/1430	496	( 496)	-	-
<u>University of Georgia</u>					
A Longitudinal and Cross Cultural Study of the Post Impact Phases of a Major National Disaster	341/1430	( 55,129)	47,689	-	( 7,440)
<u>University of Georgia Research Foundation, Inc.</u>					
A Longitudinal and Cross Cultural Study of the Post Impact Phases of a Major National Disaster	342/1430	( 6,819)	39,286	34,630	( 2,163)
A Longitudinal and Cross Cultural Study of the Post Impact Phases of a Major National Disaster	343/1430	-	-	9,258	( 9,258)
<u>University of Texas</u>					
Functional Biochemical Impact of Micronutrient Deficits	591/1430	( 78,302)	71,255	-	( 7,047)

<u>Source of Funds</u>	<u>Project Reference</u>	<u>Balance 1 January 1981</u>	<u>Received 1981</u>	<u>Project Costs 1981</u>	<u>Balance 31 December 1981</u>
INTERNATIONAL ORGANIZATIONS AND OTHERS					
<u>European Economic Community</u>					
Food and Nutrition Technology Research	421/1430	( 47,662)	290,951	344,423	(101,134)
<u>Food and Agriculture Organization</u>					
Energy Intake and Protein Requirements	511/1430	-	43,320	43,320	-
<u>Overseas Development Administration</u>					
Emergency Requirements of Pre- School Age Children	513/1430	3,090	-	3,090	-
<u>Pan American Health and Education Foundation</u>					
Effect of Modern Health Practices on Infant Health	870/1430	-	76,593	76,593	-
Overseas Development of Educational Program	291/1430	-	70,371	70,371	-
<u>Pan American Health Organization</u>					
Assistance to Applied Nutrition Training and Research Program	350/1430	106,095	-	67,600	38,495
<u>United Nations University</u>					
World Hunger	161/1430	(135,648)	481,677	390,298	( 44,269)
<u>World Health Organization</u>					
Collaborative Study on Breastfeeding	101/1430	( 727)	15,000	15,000	( 727)
Reliability and Sensitivity Tests for Selected Anthro- pometric Indicators of Nutritional Status	381/1430	30,562	15,000	45,562	-
Study on Energy Density of the Diet	512/1430	37	-	37	-
Use of Multidimensional Scaling to Design and Evaluate a Family Planning Education	631/1430	<u>32,609</u>	<u>-</u>	<u>32,609</u>	<u>-</u>
Total		<u>(1,328,114)</u>	<u>3,251,989</u>	<u>2,496,234</u>	<u>(572,359) 1/</u>

1/ Excess of expenditure on cost reimbursable projects over amounts received  
Receipts in excess of expenditure accumulated to date

(623,350)  
50,991  
(572,359)  
=====

**PART VII**

**FINANCIAL REPORT OF THE  
PAN AMERICAN HEALTH AND EDUCATION FOUNDATION**



FINANCIAL REPORT  
PAN AMERICAN HEALTH AND EDUCATION FOUNDATION  
1 January - 31 December 1981

INTRODUCTION

The Financial Report of the Executive Secretary of the Foundation is presented according to the sequence shown below, followed by the Report of the External Auditor. These reports are for consideration of the Board of Trustees of PAHEF and for the information of the staff and Governing Bodies of the Pan American Health Organization (PAHO) and other organizations, institutions, and individuals cooperating with PAHEF.

With the permission of the Director of the Pan American Sanitary Bureau and in accordance with the Financial Rules of PAHEF, these reports are published in the PAHO Official Document No. 182.

GENERAL INFORMATION

PROGRAM INFORMATION

Medical Textbooks Financial Statements

- Exhibit XII Statement of Income and Expenses and Program Equity
- Exhibit XIII Statement of Assets and Liabilities
- Exhibit XIV Statement of Changes in Financial Position
- Schedule 16 Distribution of Books

Expanded Textbook and Instructional Materials Financial Statements

- Exhibit XV Statement of Income, Expenses and Program Equity
- Exhibit XVI Statement of Assets and Liabilities
- Exhibit XVII Statement of Changes in Financial Position
- Schedule 17 Distribution of Books and Instruments

Trust Funds and General Program Financial Statements

- Exhibit XVIII Statement of Resources and Expenditures
- Exhibit XIX Statement of Assets and Liabilities
- Schedule 18 Schedule of Trust Funds by Source

GENERAL INFORMATION

PAHEF is a nonprofit foundation incorporated under the laws of the District of Columbia of the United States of America to mobilize financial and human resources for improvement of health and education. Under its Articles of Incorporation, the Foundation is committed, among other purposes, "to advance the fundamental objectives of the Pan American Health Organization."

PAHEF has been determined (June 1970) by the U.S. Internal Revenue Service to be exempt from federal income tax under Section 501 (c) (3) of the Internal Revenue Code. Donations to PAHEF are deductible with respect to U.S. federal income, estate, and gift taxes. In addition, PAHEF has been classified (December 1972) as a nonprofit foundation because it is an organization described in the Internal Revenue Code Section 509 (a) (1).

The Foundation has a close collaborative relationship with PAHO, which is embodied in the basic agreement signed by the Director of PASB and the President of the Foundation in April 1970. The two most important provisions of the agreement are that the Foundation will seek the technical approval of PAHO for its projects and that the two organizations will undertake joint programs to be carried out under the technical and administrative supervision of PAHO.

The Foundation is governed by its Board of Trustees (Nine members - unpaid). The program administration and the financial management of PAHEF are carried out according to program policies and financial rules established by its Board of Trustees.

#### PROGRAM INFORMATION

##### Textbook and Instructional Materials

The objective of this program is to improve and expand education and training for students in the health sciences and health personnel at all levels. Four partners have joined in this effort:

(1) PAHEF provides a capital revolving fund, derived from loans it has received from the Fund for Special Operations of the Inter-American Development Bank at beneficial interest rates because of the social development nature of the program. The fund is used to purchase textbooks and instructional materials and to finance the maintenance of inventories pending sales. Operating costs and purchase costs are recovered from sales income; so that the program, to this extent, is self-financing, although non-profit, and should be able to continue as long as the need for it exists.

PAHEF has signed two loan contracts. The first signed in 1971, for \$2,000,000 finances the Medical Textbook Program. For this loan PAHO undertook to contribute funds to repay the principal over a 20-year period ending in 1996. This PAHO contribution is an investment rather than an expenditure since it increases equity in the program by the amount of each payment. The second contract, signed in 1979, for \$5,000,000 will finance the Expanded Program. For this loan PAHO acts as a guarantor, but PAHEF must finance repayment of the principal from operation of the Program. Payment is to be completed in 2019. PAHO also is making substantial contributions toward administration in the beginning years and for the development of new materials for the training of primary health care workers.

PAHEF is responsible for cooperating with PAHO in such a way as to assure operation and financial management of the program to fulfill the objective and conditions of the loan contract with IDB.

(2) PAHO is responsible for the technical and administrative planning and supervision of international operations in this program which is an integral part of its cooperation with governments to improve health through training of students and health workers. On the technical side, PAHO, through its Division of Human Resources, is responsible for selection of textbooks and the development of new materials, especially manuals and instructional modules, in cooperation with educational institutions and ministries of health. This program and PAHO's program of advisory services and technical cooperation with governments in the field of education and training complement and reinforce each other.

On the administrative and operational side, PAHO, through the Office of Biomedical Publications and its Section for Textbook Program Administration, and in cooperation with PAHO Country Representatives, is responsible for: (a) negotiating with publishers, printers and other sources of instructional materials for purchases to be recommended to PAHEF to make for the program; (b) negotiating, with cooperation of the legal Office, agreements with governments and with institutions for their participation; (c) supervising, carrying out and monitoring the entire sales process involving the shipping of books to schools, and providing procedural instructions for and monitoring of the administration of the program by the school; (d) accounting for sales and inventory; and (e) undertaking advance planning to project inventory requirements, sales, income and cash flow.

(3) The Governments that are regional members of IDB participate under agreements signed with PAHO. These agreements provide the legal and organizational authorization and framework for participation in the program by universities, schools and other organizations responsible for education and training of health workers at all levels.

(4) Educational institutions and organizations responsible for training of health personnel form a key element of the program. Basically the program belongs to these institutions to benefit their students, whether enrolled for formal training or for continuing education while in service.

The educational institutions undertake to cooperate in the selection of textbooks and instructional materials. They also are responsible for ordering, receiving, safekeeping and selling them, depositing the income and sending inventory reports. The school personnel and other institutional costs of administration represents a contribution to the program to keep the sale prices as low as possible.

##### Medical Textbooks

The joint program began in 1971 under the IDB loan, superseding a PAHO demonstration program. The financial status of the program is set forth in the corresponding exhibits. The net operating income is improved over the previous year. The program remains in sound financial condition, and all conditions of the loan have been met.

The financial report does not reflect the value of "in kind" contributions by PAHO and the universities in the form of facilities and services of regular personnel. For this \$500,000 would be a conservative estimate. These contributions are appropriate to the program values received by PAHO and the universities.

Of 208 medical schools, 199 participate in the program. Sales have declined since reaching a peak in 1975 but started to increase again in 1980, particularly in South America and Central America.

#### Expanded Program

Under the loan contract signed in February 1979, as mentioned above, the program has been expanded to include textbooks and instructional materials, such as manuals, self-instructional modules, audiovisual aids and diagnostic instruments for dentistry, veterinary medicine, nutrition, sanitary engineering, nursing and administration, as well as for basic sciences such as histology, biochemistry, physiology and anatomy. Manuals and instructional modules are being developed for the training of technicians and of auxiliaries at various levels for primary health care. Manuals on Mental Health, Mother and Child, Child Care, Blindness, Basis Nutrition, Laboratory, Basic Surgery, Sanitation, Epidemiology, Immunization and Water Treatment either already have been published or are expected in 1982.

All Latin American governments have signed the basic agreement to provide an umbrella for schools which sign a memorandum of understanding concerning their participation. Signature by schools has not been as rapid as desired but the participation is increasing as more books are available. For nursing schools, 231 out of 308 participate. Over one half of the schools of nutrition, veterinary medicine and dentistry have signed. One government from among the English-speaking group has signed the basic agreement and others have it under consideration. The application of the program to these countries would be mainly in making available training materials in English for primary health care workers.

#### Trust Funds and General Program

Contributions from any source are accepted by PAHEF, provided they are given for activities whose purpose is consistent with the objectives of the Foundation. All grants and donations in cash or materials made for specified purposes are treated as trust funds. They are used exclusively for the designated activity and accounted for separately. PAHEF receives and administers such grants and donations to support health and education projects to be carried out under the technical and administrative supervision of PAHO. PAHEF submits financial and progress reports to grantors according to conditions under which the grant was accepted. The organizations, agencies, institutions, companies, and individuals that made grants and donations to PAHEF in 1981 are listed in Schedule 18.

The Trust Fund Program for 1981 included 40 some projects costing \$540,032, a decrease from the previous year. Projects in disease control and dental education constituted almost two-thirds of the costs. The balance was distributed among family health, nutrition, medical and nursing education, medical care and environmental health. The program distribution is determined by the interest of donors and is not a reflection of the priorities that would be established if the funds were unrestricted.

PAN AMERICAN HEALTH AND EDUCATION FOUNDATION  
MEDICAL TEXTBOOK PROGRAM  
STATEMENT OF INCOME, EXPENSES AND PROGRAM EQUITY  
FOR THE YEARS ENDING 31 DECEMBER 1980 AND 1981  
(expressed in US dollars)

	<u>1981</u>	<u>1980</u>
INCOME		
Gross sale of books	1,592,222	1,678,771
Currency differentials	( 2,258)	42,019
	Note 1/	
Net sales	1,589,964	1,720,790
Less: Cost of sales	1,166,691	1,243,722
Margin on sale of books	423,273	477,068
OPERATING EXPENSES		
Personnel costs	169,083	205,735
Contractual services	18,273	11,003
Travel	4,537	7,378
Promotion	15,916	17,660
Textbooks lost or damaged	51,242	15,068
Bonus to universities	21,200	42,350
Service cost and office expenses	2,055	10,872
Supplies	6,955	12,841
Non-contract freight	42,720	72,172
Miscellaneous	2,699	1,823
Newsletter	-	1,491
	-	-
Total, Operating expenses	334,680	398,393
Operating income	88,593	78,675
Investment income	112,677	73,887
Finance charges	( 48,153)	( 51,401)
Net operating income	153,117	101,161
OTHER INCOME AND EXPENSES		
PAHO contribution	108,108	108,108
	Note 2/	
NET INCOME	261,225	209,269
PROGRAM EQUITY, BEGINNING OF YEAR	999,912	790,643
PROGRAM EQUITY, END OF YEAR	1,261,137	999,912
	=====	=====

Footnotes are an integral part of these financial statements.

Clarence H. Moore  
Executive Secretary

James N. Ho  
Assistant Treasurer

PAN AMERICAN HEALTH AND EDUCATION FOUNDATION  
MEDICAL TEXTBOOK PROGRAM  
STATEMENT OF ASSETS AND LIABILITIES  
AS OF 31 DECEMBER 1980 AND 1981  
(expressed in US dollars)

		<u>1981</u>	<u>1980</u>
<b>CURRENT ASSETS</b>			
Cash in bank and on hand		10,047	14,668
Due from PAHO	Note 3/	<u>486,537</u>	<u>880,445</u>
		<u>496,584</u>	<u>895,113</u>
Accounts receivable:			
Participating schools' net	Note 4/	69,282	25,497
Others		<u>5,486</u>	<u>7,279</u>
Total accounts receivable		<u>74,768</u>	<u>32,776</u>
Inventory of books (at lower of cost or market)		<u>2,572,310</u>	<u>2,026,361</u>
Prepaid rights with publishers	Note 5/	<u>32,875</u>	<u>32,875</u>
Total current assets		<u>3,176,537</u>	<u>2,987,125</u>
		=====	=====
<b>LIABILITIES</b>			
Current liabilities			
Printing		18,135	68,422
Freight, storage and insurance		270,902	167,326
Accrued interest and commitment fee		18,938	20,243
Accrued liabilities to universities	Note 6/	39,857	55,546
IDB loan - current		<u>108,108</u>	<u>108,108</u>
Total current liabilities		455,940	419,645
Long-term liabilities: IDB loan	Note 7/	<u>1,459,460</u>	<u>1,567,568</u>
Total liabilities		1,915,400	1,987,213
PROGRAM EQUITY	Note 8/	<u>1,261,137</u>	<u>999,912</u>
Total liabilities and program equity		<u>3,176,537</u>	<u>2,987,125</u>
		=====	=====

Footnotes are an integral part of these financial statements.

  
Executive Secretary

  
Assistant Treasurer

PAN AMERICAN HEALTH AND EDUCATION FOUNDATION  
MEDICAL TEXTBOOK PROGRAM  
FOOTNOTES TO THE 1981 FINANCIAL STATEMENTS

Note 1/ Currency differentials represent the difference between the standard dollar sale price and the amount of dollars actually received from sales, which have been made in local currency and converted to dollars at the time of accounting for the sale. To avoid losses (receipts below the standard) the prices in local currency are set at a level which anticipates the probable exchange rate at the time of accounting for the sale.

Note 2/ The PAHO contribution consists of:

	<u>1981</u>	<u>1980</u>
Contribution restricted to the payment of IDB loan (Note 6/)	108,108	108,108
Currency differentials	<u>-</u>	<u>-</u>
	108,108	108,108
	=====	=====

Note 3/ The account "Due from PAHO" represents balances held by PAHO and available to PAHEF as needed. PAHO includes these balances in its investment income sharing plan and the proportionate share of interest is credited to PAHEF at year end. The 31 December 1981 balance includes \$70,146 classified by PAHO as unidentified deposits which were cleared in early 1982.

Note 4/ "Accounts Receivable - Participating Schools" is reported net of an Allowance of Uncollectible Accounts of \$11,334 in 1981.

Note 5/ The amount presented as "prepaid rights with publishers" is an advance made by PAHEF to Editorial Científico Médica of Spain for reprinting rights to Tratado de la Enseñanza Integrada de la Medicina, Vol. III. Since a decision has been made not to reprint the book, PAHEF recently requested that the publisher return this advance. Any portion of this advance not recovered during 1982 will be charged against income in that year.

Note 6/ Bonus to universities may be detailed as follows:

Total sales bonus	\$39,857
Excess of 1980 obligations	<u>18,657</u>
	21,200
	=====

Note 7/ The status of the IDB loan follows:

Total loan	2,000,000
Less: Cumulative payment of principal to date	( 432,432)
Amount reclassified as current liability in 1981 and to be paid in 1982	<u>( 108,108)</u>
Long-term balance	1,459,460
	=====

Note 8/ Program Equity includes cumulative PAHO contributions to date of \$432,432. These contributions and their applications are as follows:

Cumulative PAHO contributions to date	432,432
Cumulative loan payments to IDB to date	<u>( 432,432)</u>
Balance	0
	=====

Exhibit XIV

PAN AMERICAN HEALTH AND EDUCATION FOUNDATION  
MEDICAL TEXTBOOK PROGRAM  
STATEMENT OF CHANGES IN FINANCIAL POSITION  
FOR THE YEARS ENDING 31 DECEMBER 1980 AND 1981  
(expressed in US dollars)

	<u>1981</u>	<u>1980</u>
<b>SOURCE</b>		
Net income	<u>261,225</u>	<u>209,269</u>
Total source	<u>261,225</u> =====	<u>209,269</u> =====
<b>APPLICATION</b>		
Payment of IDB loan	<u>108,108</u>	<u>108,108</u>
Increase (Decrease) in working capital (see below)	<u>153,117</u>	<u>101,161</u>
Total application	<u>261,225</u> =====	<u>209,269</u> =====
* * * * *		
<b>CHANGES IN WORKING CAPITAL</b>		
<b>INCREASE (DECREASE) IN CURRENT ASSETS</b>		
Cash and due from PAHO	( 398,529)	128,382
Accounts receivable net	41,992	15,003
Inventory	545,949	103,415
	<u>189,412</u>	<u>246,800</u>
<b>(INCREASE) DECREASE IN CURRENT LIABILITIES</b>		
Printing	50,287	( 68,422)
Freight, storage and insurance payable	( 103,576)	( 76,800)
Accrued interest and commitment fee	1,305	1,307
Accrued liability to universities	15,689	( 2,386)
Instrument program payable	-	662
	<u>( 36,295)</u>	<u>( 145,639)</u>
Increase (Decrease) in working capital	<u>153,117</u> =====	<u>101,161</u> =====

Footnotes are an integral part of these financial statements.

  
Executive Secretary

  
Assistant Treasurer

PAN AMERICAN HEALTH AND EDUCATION FOUNDATION  
MEDICAL TEXTBOOK PROGRAM  
COMPARATIVE SALES IN UNITS FOR THE YEARS 1980 AND 1981  
AND INVENTORY STATISTICS IN UNITS FOR THE YEAR 1981

Title	Sales		Inventory		Purchases during 1981	Lost, Damaged, Promotion <u>1/</u>
	1981	1980	1 January 1981	31 December 1981		
Anatomía	130	399	682	551	-	1
Bioquímica	117	458	803	686	-	-
Embriología	4,157	6,725	10,572	5,765	-	650
Embriología (P)	317	613	3,352	3,020	-	15
Epidemiología, Tomo I	750	1,158	2,730	1,869	-	111
Epidemiología	158	168	845	687	-	-
Farmacología	61	57	29	-	-	(32) <u>2/</u>
Fisiología Médica	504	4,428	1,781	1,277	-	-
Fisiología Humana	55	78	257	202	-	-
Ginecología (P)	23	32	48	25	-	-
Ginecología	3,638	5,341	5,251	7,380	6,000	233
Histología	3,873	5,367	5,509	1,327	-	309
Medicina Interna	4,361	6,290	6,293	10,570	9,000	362
Medicina Interna (P)	2,044	2,162	3,740	1,646	-	50
Medicina Interna	9,764	5,366	16,503	17,072	10,500	167
Microbiología	938	3,970	2,510	1,457	-	115
O Companheiro do Estudante de Medicina, Volume I (P)	157	138	1,187	1,030	-	-
Obstetricia (P)	1,104	1,689	3,515	2,029	-	382
Obstetricia	5,162	4,505	12,973	12,805	5,000	6
Patología	832	1,011	4,645	3,810	-	3
Patología Estructural	5,660	6,726	7,202	10,437	9,000	105
Patología Estructural (P)	1,225	1,833	2,246	1,519	500	2
Patología Quirúrgica	944	4,953	2,033	988	-	101
Cirugía (P)	463	375	2,620	2,157	-	-
Parasitología Clínica	1,031	2,013	2,289	5,975	5,000	283
Pediatría	6,609	4,049	9,535	13,622	10,999	303
Pediatría Básica (P)	864	801	845	975	1,000	6
Psiquiatría Clínica	702	1,661	1,886	1,127	-	57
Prioridades Salud Infantil	814	458	4,412	3,538	-	60
Química Fisiológica	190	3,925	1,082	892	-	-
Atlas de Anatomía	2,372	2,197	2,770	251	-	147
Control de Enfermedades Transmisibles	7,551	5,202	9,751	10,183	9,000	1,017
Tratado de Enseñanza Integrada de Medicina Volumen I	1,029	980	432	-	600 <u>3/</u>	3
Volumen II	716	880	980	261	-	3
Volumen III, Parte 1	107	330	780	685	-	(12) <u>2/</u>
Volumen III, Parte 2	133	376	634	511	-	(10) <u>2/</u>
Diapositivas/Histología	33	68	137	104	-	-
Patología Quirúrgica (P)	274	-	-	9,720	10,000	6
Ginecología (P)	324	-	-	1,676	2,000	-
Pediatría (P)	87	-	-	413	500	-
Total	69,273	86,782	132,859	138,242	79,099	4,443
	=====	=====	=====	=====	=====	=====

(P) In Portuguese, all others in Spanish.

1/ Represents textbooks declared lost in transit, damaged at schools and used for promotion in 1981.

2/ Represents textbooks recovered from previous year's losses.

3/ Represents repurchase from inventory transferred to PAHO prior to 1980.

PAN AMERICAN HEALTH AND EDUCATION FOUNDATION  
EXPANDED TEXTBOOK AND INSTRUCTIONAL MATERIALS PROGRAM  
STATEMENT OF INCOME, EXPENSES AND PROGRAM EQUITY  
FOR THE YEARS ENDING 31 DECEMBER 1980 AND 1981  
(expressed in US dollars)

		<u>1981</u>	<u>1980</u>
<b>INCOME</b>			
Gross sale of texts and materials		660,075	294,419
Currency differentials	Note 1/	<u>45,254</u>	<u>13,917</u>
Net sales		705,329	308,336
Less: Cost of sales		<u>484,105</u>	<u>213,944</u>
Margin of sales		<u>221,224</u>	<u>94,392</u>
<b>OPERATING EXPENSES</b>			
Personnel costs		87,477	47,435
Travel		3,006	1,295
Promotion		18,310	18,855
Materials lost or damaged		4,166	2,070
Payment to universities		13,900	5,100
Office expense		2,812	2,445
Supplies		3,819	1,930
Non-contract freight		44,222	16,658
Exchange difference		( 833)	225
Miscellaneous		390	690
Contractual services		<u>11,736</u>	<u>-</u>
		189,005	96,703
<b>DEVELOPMENT EXPENSES</b>			
Consulting and other contractual services		33,984	30,587
Selection committees		<u>-</u>	<u>18,725</u>
Total operating and development expenses		222,989	146,015
Operating income (loss)		( 1,765)	(51,623)
Investment income		89,469	59,927
Finance charges		( 16,998)	( 7,873)
Inspection and supervision loan	Note 2/	<u>( 10,400)</u>	<u>(13,000)</u>
Net operating (loss) gain		60,306	(12,569)
<b>OTHER INCOME AND EXPENSES</b>			
PAHO contribution	Note 3/	300,000	300,000
School contributions	Note 3/	59,545	3,755
Other income		<u>12,442</u>	<u>2,913</u>
NET INCOME		432,293	294,099
PROGRAM EQUITY, BEGINNING OF YEAR		<u>679,559</u>	<u>385,460</u>
PROGRAM EQUITY, END OF YEAR		1,111,852 =====	679,559 =====

Footnotes are an integral part of these financial statements.

  
Executive Secretary

  
Assistant Treasurer

PAN AMERICAN HEALTH AND EDUCATION FOUNDATION  
EXPANDED TEXTBOOK AND INSTRUCTIONAL MATERIALS PROGRAM 1/  
STATEMENT OF ASSETS AND LIABILITIES  
AS OF 31 DECEMBER 1980 AND 1981  
(expressed in US dollars)

		<u>1981</u>	<u>1980</u>
<b>CURRENT ASSETS</b>			
Cash in bank		16,672	-
Due from PAHO	Note <u>4/</u>	<u>954,294</u>	<u>715,578</u>
		970,966	715,578
Accounts receivable:			
Participating schools		33,714	6,537
Others		<u>20,441</u>	<u>579</u>
Total accounts receivable		<u>54,155</u>	<u>7,116</u>
Inventory of texts		1,758,908	816,248
Inventory of instruments		554,054	263,540
		<u>2,312,962</u>	<u>1,079,788</u>
Printing contracts in process		<u>96,261</u>	<u>12,820</u>
Total current assets		<u>3,434,344</u> =====	<u>1,815,302</u> =====
<b>LIABILITIES</b>			
Current liabilities			
Printing and royalties		28,323	9,205
Freight, storage and insurance		114,855	64,321
Accrued liabilities to universities		<u>16,522</u>	<u>5,100</u>
Total current liabilities		159,700	78,626
Long-term liabilities: IDB loan	Note <u>2/</u>	<u>2,162,792</u>	<u>1,057,117</u>
Total liabilities		2,322,492	1,135,743
PROGRAM EQUITY	Note <u>3/</u>	<u>1,111,852</u>	<u>679,559</u>
Total liabilities and program equity		<u>3,434,344</u> =====	<u>1,815,302</u> =====

Footnotes are an integral part of these financial statements.

  
Executive Secretary

  
Assistant Treasurer

PAN AMERICAN HEALTH AND EDUCATION FOUNDATION  
EXPANDED TEXTBOOK AND INSTRUCTIONAL MATERIALS PROGRAM 1/  
FOOTNOTES TO THE 1981 FINANCIAL STATEMENTS

Note 1/ Currency differentials represent the difference between the standard dollar sales price and the amount of dollars actually received from sales, which have been made in local currency and converted to dollars at the time of accounting for the sale. To avoid losses (receipts below the standard) the prices in local currency are set at a level which anticipates the probable exchange rate at the time of accounting for the sale.

Note 2/ Under the terms of the loan agreement with the Inter-American Development Bank (IDB), the Bank charges PAHEF for inspection and supervision of the loan. During 1981 these charges amounted to \$10,400 and are included in the loan balance. At 31 December 1981 the status of the loan was as follows:

Total loan committed	\$5,000,000
Proceeds to 31 December 1981	2,136,792
Charges for inspection and supervision	<u>26,000</u>
Balance owed at 31 December 1981	<u>2,162,792</u>
Available	2,837,208 =====

As of 13 April 1982, an additional \$394,727 had been withdrawn.

Note 3/ The equity account includes PAHO contributions restricted to finance costs of administration, development expenses and finance charges. Under the terms of the loan with IDB, PAHO is committed to contribute \$300,000 per year during the first five years and \$100,000 per year during the second five year period, beginning 12 February 1979. In addition to the contributions from PAHO, the participating institutions also contribute a portion of the financing required to supply inventory of medical equipment to these institutions. This contribution is to be refunded without interest if the institution withdraws from the program or at the conclusion of the program. The program equity consists of the following:

	<u>1981</u>
Cumulative PAHO contributions required under terms of IDB loan No. 560/SF-RG	\$833,784
Contributed by participating schools	92,588
Contributed by participating governments	<u>42,014</u>
	968,386
Other Program Equity	<u>143,466</u>
Total Program Equity 31 December 1981	<u>1,111,852</u> =====

Note 4/ The account "Due from PAHO" represents balances held by PAHO and available to PAHEF as needed. PAHO includes these balances in its investment income sharing plan and the proportionate share of interest is credited to PAHEF at year end. The 31 December 1981 balance includes \$7,721 classified by PAHO as unidentified deposits which were cleared in early 1982.

PAN AMERICAN HEALTH AND EDUCATION FOUNDATION  
EXPANDED TEXTBOOK AND INSTRUCTIONAL MATERIALS PROGRAM  
STATEMENT OF CHANGES IN FINANCIAL POSITION  
FOR THE YEARS ENDING 31 DECEMBER 1980 AND 1981  
(expressed in US dollars)

	<u>1981</u>	<u>1980</u>
<b>SOURCES</b>		
Net income	432,293	294,099
Proceeds from IDB loan	<u>1,105,675</u>	<u>654,517</u>
Total sources	<u>1,537,968</u> =====	<u>948,616</u> =====
<b>APPLICATION</b>		
Increase in Working Capital (see below)	<u>1,537,968</u>	<u>948,616</u>
Total application	<u>1,537,968</u> =====	<u>948,616</u> =====
* * * * *		
CHANGES IN WORKING CAPITAL		
<b>INCREASES (DECREASES) IN CURRENT ASSETS</b>		
Cash and due from PAHO	255,388	( 1,244)
Accounts receivable net	47,039	5,042
Inventory	1,233,174	1,004,062
Printing contract in process	<u>83,441</u>	<u>12,820</u>
	<u>1,619,042</u> =====	<u>1,020,680</u> =====
<b>(INCREASES) DECREASES IN CURRENT LIABILITIES</b>		
Sales income received in advance	-	6,562
Printing and royalties	( 19,118)	( 9,205)
Freight, storage and insurance payable	( 50,534)	( 64,321)
Accrued liabilities to universities	<u>( 11,422)</u>	<u>( 5,100)</u>
	<u>( 81,074)</u>	<u>( 72,064)</u>
Increase in Working Capital	<u>1,537,968</u> =====	<u>948,616</u> =====

Footnotes are an integral part of these financial statements.

  
Executive Secretary

  
Assistant Treasurer

PAN AMERICAN HEALTH AND EDUCATION FOUNDATION  
EXPANDED TEXTBOOK AND INSTRUCTIONAL MATERIALS PROGRAM  
COMPARATIVE SALES IN UNITS FOR THE YEARS 1980 and 1981  
AND INVENTORY STATISTICS IN UNITS FOR THE YEAR 1981

Title	Sales		Inventory		Purchases during 1981	Lost, Damaged, Promotion 1/
	1981	1980	1 January 1981	31 December 1981		
Periodontología	1,318	113	2,718	1,343	-	57
Nutrición Infantil	461	4	2,860	2,391	-	8
Oclusión	1,086	157	2,671	4,555	3,000	30
Ortodoncia	1,068	125	2,704	4,608	3,000	28
Odontología Pediátrica	1,525	181	4,652	3,047	-	80
Enfermería Pediátrica	11	-	5,001	4,973	-	17
Enfermería Médicoquirúrgica	264	-	4,000	9,605	6,000	131
Nutrición y Dieta	628	20	2,839	2,201	-	10
Anatomía	1,721	612	7,386	12,645	7,000	20
Microbiología	3,594	794	6,232	5,634	3,000	4
Química Fisiología	3,067	104	5,740	5,666	3,000	7
Fisiología Médica	3,167	386	5,390	6,349	4,130	4
Bacteriología y Virología Veterinaria	26	-	2,918	2,889	-	3
Enfermería Práctica (P)	361	219	2,773	2,412	-	-
Enfermería Pediátrica (P)	155	127	1,869	1,714	-	-
Materiales Dentales	367	-	5,830	5,455	-	8
Riesgos Ambiente Humano	220	66	431	683	500	28
Procedimientos Examen de Aguas	158	16	481	521	300	102
Bioquímica	592	-	5,500	4,901	-	7
Enfermagen Medico-cirugia (P)	475	-	-	1,525	2,000	-
Métodos Examen Físico Enfermería	-	-	-	2,597	2,597	-
Atlas de Anatomía	-	-	-	4,995	4,995	-
Enfermería Práctica	-	-	-	6,995	7,000	5
Taller Programa Ampliado Inmunizaciones	433	-	-	3,450	4,000	117
Endodoncia Simplificada	532	-	-	5,422	6,160	206
Zoonosis y Enfermedades Transmisibles Comunes	146	-	-	924	1,100	30
Histología	-	-	-	3,000	3,000	-
Ingeniería Sanitaria y Aguas Residuales	112	-	-	6,101	6,400	187
Bases Científicas Enfermería	20	-	-	5,116	5,136	-
Conocimientos Actuales Nutrición	1	-	-	498	500	1
Enfermería Salud Mental	20	-	-	2,980	3,000	-
Embriología	59	-	-	9,941	10,000	-
Principios Epidemiología	1,871	-	-	1,664	4,000	465
Control Enfermedades Cartillas de Saneamiento	100	-	-	810	1,000	90
Tratamiento Depuración Aguas Residuales	50	-	-	2,862	3,000	88
Reproducción y Endocrinología Vet.	-	-	-	2,955	3,000	45
Fisiología Animales Domésticos	-	-	-	6,000	6,000	-
Total textbooks	23,608	2,924	71,995	149,427	102,818	1,778
Estetoscopios	6,044	5,109	4,210	8,925	10,777	18
Tensiómetros	6,030	5,377	4,535	8,972	10,486	19
Oto-oftalmoscopios (Gowllands)	479	847	1,040	2,252	1,694	3
Oftalmoscopios	547	280	232	1,564	1,881	2
Oto-oftalmoscopios (Welch-Allyn)	1,979	1,412	3,354	6,526	5,151	-
Total instruments	15,079	13,025	13,371	28,239	29,989	42

(P) In Portuguese, all others in Spanish

1/ Represents textbooks and instruments declared lost in transit, damaged at schools and used for promotion in 1981.

PAN AMERICAN HEALTH AND EDUCATION FOUNDATION  
TRUST FUNDS AND GENERAL FUND PROGRAM  
STATEMENT OF RESOURCES AND EXPENDITURES  
FOR THE YEAR ENDING 31 DECEMBER 1981  
(expressed in US dollars)

	<u>Trust Funds</u>	<u>General Fund</u>	<u>Consolidated Funds</u>
RESOURCES			
Balance as of 1 January 1981	681,247	628,438	1,309,685
Contribution in 1981 <u>1/</u>			
Grantors (Schedule 18)	380,135	-	380,135
Other	-	21,569	21,569
Investment income <u>2/</u>	-	181,680	181,680
Total resources	<u>1,061,382</u>	<u>831,687</u>	<u>1,893,069</u>
EXPENDITURES			
Project costs (Schedule 18)	540,032	13,338	553,370
Administrative expenses	-	28,739	28,739
Total expenditures	<u>540,032</u>	<u>42,077</u>	<u>582,109</u>
FUND BALANCES - AVAILABLE RESOURCES AS OF 31 DECEMBER 1981	<u>521,350</u> =====	<u>789,610</u> =====	<u>1,310,960</u> =====

1/ PAHO provided services and facilities valued at \$166,011 during the fiscal year ended 31 December 1981. This amount refers to technical and administrative supervision by PAHO of health projects financed by PAHEF, and is calculated at 30 per cent of PAHEF project costs, which is approximately what PAHO considers to be its costs.

2/ Interest earned from investment of the funds not required for immediate operations.

  
Executive Secretary

  
Assistant Treasurer

PAN AMERICAN HEALTH AND EDUCATION FOUNDATION  
TRUST FUNDS AND GENERAL FUND PROGRAM  
STATEMENT OF ASSETS AND LIABILITIES  
AS OF 31 DECEMBER 1981  
(expressed in US dollars)

	<u>Trust Funds</u>	<u>General Fund</u>	<u>Consolidated Funds</u>
<b>ASSETS</b>			
Cash in Bank	-	5,491	5,491
Investments <u>1/</u>	-	515,180	515,180
Accounts Receivable			
PAHO <u>2/</u>	<u>613,483</u>	<u>269,077</u>	<u>882,560</u>
Total	<u>613,483</u> =====	<u>789,748</u> =====	<u>1,403,231</u> =====
<b>LIABILITIES</b>			
Unliquidated obligations	92,133	138	92,271
FUND BALANCES - AVAILABLE BALANCE AS OF 31 DECEMBER 1981	<u>521,350</u>	<u>789,610</u>	<u>1,310,960</u>
Total	<u>613,483</u> =====	<u>789,748</u> =====	<u>1,403,231</u> =====

1/ The Foundation, by policy, has set aside these general funds for investment. Only the interest income will be available for program operations. These funds are invested as follows:

Dow Chemical Company	87,416
European Investment Bank	101,206
Mountain States Telephone & Telegraph Co. through Dean Witter Reynolds, Inc.	49,908
Government National Mortgage Association pool issued by Security Pacific Mortgage Corp.	90,820
Tenneco International N.V.	<u>185,830</u>
Total funds invested	<u>515,180</u> =====

2/ On behalf of PAHEF, PAHO invests these funds, which are not required for immediate operations.

  
Executive Secretary

  
Assistant Treasurer

PAN AMERICAN HEALTH AND EDUCATION FOUNDATION  
STATEMENT OF HEALTH PROGRAM BY GRANTOR OR OTHER SOURCE OF FUNDS  
AS OF 31 DECEMBER 1981  
(expressed in US dollars)

<u>Source of funds</u>	<u>Unobligated balance 1 January 1981</u>	<u>Received during 1981</u>	<u>Contribution to project costs</u>	<u>Unobligated balance 1/ 31 December 1981</u>
<b>TRUST FUND</b>				
<u>W. K. Kellogg Foundation</u>				
Devel. of Teaching of Pathology (PH/97-BRA/6001)	26,303	10,150	25	36,428
Innovation in Dental Education and Dental Care Delivery Univ. Fed. do Rio Grande do Sul (PH/105-BRA/6601)	6,348	( 2,848)	3,500	-
Univ. Estadual de Campinas (PH/112-BRA/6602)	27,048	-	686	26,362
Dental Health Program (PH/52-COL/6601)	4,692	-	-	4,692
Health Administration Education (PH/158-COL/8701)	-	13,795	10,913	2,882
Maternal and Child Health Development (PH/50-AMR/1373)	62,655	26,910	64,100	25,465
Maternal Resources - Fac. de Ciencias Medicas de Pernambuco (PH/124-009/5008)	3,900	7,500	4,736	6,664
Strengthen and Expand Health Profession Edu. Prog. Devel. in Latin America - PLADES (PH/81-AMR/6100)	64,820	-	22,048	42,772
Innovations in Dental Education (PH/107-AMR/6600)	10,015	600	1,881	8,734
Dental Education (PH/152-URU/6600)	25,096	-	25,096	-
Educational Technology in Nursing (PH/41-AMR/8770)	24,072	40,228	53,577	10,723
<u>Asociación Mexicana de Facultades y Escuelas de Odontología (AMFEO)</u>				
Dental Education Material (PH/73-MEX/8400)	4,105	( 4,105)	-	-
<u>Becton Dickinson Foundation</u>				
<u>Borroughs Wellcome Co.</u>				
<u>Merck Sharp &amp; Dohme Res. Lab.</u>				
<u>Upjohn International Inc.</u>				
Control of Sexually Transmitted Diseases (PH/156-AMR/0600)	-	7,500	-	7,500
<u>Case-Western Reserve University</u>				
Effect of Modern Health Practices on Infant Health (PH/43-870/1430): Research Corporation	33,977	(15,702)	18,275	-
Thrasher Research Fund	-	64,546	58,318	6,228
<u>Century Manufacturing Co. and Various Contribution</u>				
Newborn Unit (PH/23-050/1370)	154	-	154	-

<u>Source of funds</u>	<u>Unobligated balance 1 January 1981</u>	<u>Received during 1981</u>	<u>Contribution to project costs</u>	<u>Unobligated balance <sup>1/</sup> 31 December 1981</u>
<u>Ciba-Geigy Ltd., Dow Chemical Latin America and Gruppo Lepetit, SPA</u>				
Tuberculosis - Health Education Seminar (PH/60-AMR/0400)	5,131	-	-	5,131
<u>Claneil Foundation, Inc.</u>				
Maternal and Child Health Program in Cayman Islands (PH/71-WIN/1304)	1,587	-	-	1,587
<u>Corometrics Med.</u>				
Appropriate Technologies for assessing fetal and neo-natal health (PH/151-140/1370)	18,265	-	17,671	594
<u>Daga Buero</u> <u>Interpharma</u> <u>Merck &amp; Co.</u> <u>Pharmaceutical Manufacturers Assn.</u> <u>Upjohn Co.</u>				
Pharmaceutical Quality Control Practices Workshop (PH/122-AMR/3600)	4,674	-	1,763	2,911
<u>Damien Foundation</u>				
Tuberculosis and Leprosy Control (PH/154-DOR/0500)	65,500	-	45,290	20,210
<u>Emergency Assistance</u>				
Hear Rabinal (PH/86-GUT/5102)	500	-	-	500
Honduras (PH/67-HON/5102)	2,323	-	2,323	-
<u>Foundation for Microbiology, Yale University</u>				
Veterinary Education (PH/77-AMR/8400)	3,507	-	2,147	1,360
Training of Laboratory Personnel (PH/157-AMR/4280)	-	11,000	-	11,000
<u>IBM World Trade Americas/Far East Corporation</u>				
Diet and Drug Intervention in Cardiovascular Disease (CVD) (PH/159-100/1776)	-	70,375	451	69,924
<u>Kaiser Aluminum</u>				
Veterinary Public Health (Leptospirosis) (PH/149-JAM/3100)	46,620	-	29,204	17,416
<u>Lever Brothers West Indies Ltd.</u>				
Dental Nurse Fellowship (PH/139-TRT/6600)	1,345	-	-	1,345
<u>Merck Sharp &amp; Dohme Research Laboratories</u>				
Int'l Conference on Mycosis (PH/141-AMR/1204)	2,000	-	-	2,000

<u>Source of funds</u>	<u>Unobligated balance 1 January 1981</u>	<u>Received during 1981</u>	<u>Contribution to project costs</u>	<u>Unobligated balance <sup>1/</sup> 31 December 1981</u>
<u>Ministry of Overseas Development</u>				
<u>United Kingdom</u>				
Overseas Development for Educational Program (PH/108-291/1430)	28,781	42,000	70,371	410
<u>Pan American Health Organization</u>				
Mental Health (PH/146-ARG/1500)	1,169	-	1,100	69
Environmental Health Criteria (PH/133-AMR/2000)	6,399	-	-	6,399
Water Supplies (PH/145-AMR/2100)	6,020	-	4,941	1,079
Hydraulic Rams in Rural Water Supplies (PH/132-020/2172)	3,000	-	-	3,000
Basic Radiology System (PH/142-AMR/2500)	22,150	-	5,207	16,943
Arbovirus Research (PH/148-210/4370)	4,776	-	4,776	-
Sub-regional Meeting on National Research Policies (PH/147-AMR/8900)	558	-	-	558
Research in Nursing Education (PH/134-AMR/8902)	61,712	-	-	61,712
<u>Potts Memorial Foundation</u>				
Tuberculosis - Health Education Publication (PH/60-AMR/0400)	6,946	-	5,165	1,781
<u>Programa Latinoamericano de Investigación en Reproducción Humana (PLAMIRH)</u>				
Effect of Anti-Oxytocin or Ovulation in Rabbits (PH/144-135/1370)	802	-	802	-
<u>Rockefeller Foundation and Various Contributions</u>				
Fred Soper Memorial Fund (PH/111-013/5008)	5,468	-	-	5,468
<u>Star Dental Co.</u>				
Communication and Information in Dental Health (PH/30-004/1600)	-	5,000	1,332	3,668
<u>Universidad Autónoma Metropolitana, Mexico</u>				
Dental Equipment for Universidad Autónoma Metropolitana (PH/74-MEX/8401)	8,523	-	-	8,523
<u>Universidad Central del Este, Dom. Republic</u>				
Purchase of Equipment (PH/121-007/5008)	1,677	-	-	1,677
<u>Universidad Tecnológica de México</u>				
Human and Material Resources in Dentistry (PH/119-006/5008)	17,424	100,000	63,037	54,387
<u>Universidad del Valle, Colombia</u>				
Dental Health Program (PH/52-COL/6601)	355	-	-	355

<u>Source of funds</u>	<u>Unobligated balance 1 January 1981</u>	<u>Received during 1981</u>	<u>Contribution to project costs</u>	<u>Unobligated balance <sup>1/</sup> 31 December 1981</u>
<u>World Federation for Medical Education</u>				
Community Problems Based Health Manpower Development (PH/137-010/6000)	2,847	-	140	2,707
<u>World Health Organization</u>				
Community Health Training Program for Central America and Panama (PH/136-AMR/6004)	47,017	-	20,613	26,404
<u>Various Contributions <sup>2/</sup></u>				
Medical Research Program (PH/117-002/5008)	59	-	-	59
Friend of APHA Int'l Section (PH/118-005/5008)	462	-	-	462
Asociación Interamericana de Ingenierfa Sanitaria - AIDIS (PH/89-010/5008)	-	390	390	-
Abraham Horwitz Award for Inter-American Health (PH/61-011/5008)	5,585	2,596	-	8,181
DLM/PAHO-WHO Staff Community Aid Fund (PH/51-012/5008)	3,422	-	-	3,422
Caribbean Regional Nursing Body (PH/51-AMR/5005)	763	-	-	763
Development of Health Care Records and Statistics Systems (PH/42-AMR/5474)	695	200	-	895
Total Trust Funds	681,247	380,135	540,032	521,350
	=====	=====	=====	=====
<u>Pan American Health and Education Foundation, General Fund</u>				
Drug and Therapeutics Bulletin (PH/55-AMR/8701)	-	9,593	9,593	-
PAHEF General Program Support (PH/70-AMR/5008)	-	3,745 <sup>2/</sup>	3,745	-
Total PAHEF General Fund	-	13,338	13,338	-
TOTAL	681,247	393,473	553,370	521,350
	=====	=====	=====	=====

<sup>1/</sup> To be expended in 1982 or refunded, or deducted from 1982 grants according to the terms of the respective grant.

<sup>2/</sup> Individual contributions not listed by project: names (alphabetically)

Dr. John C. Cutler  
Miss Carol Lewis  
Dr. Stuart Portner  
Dr. Fernando Viteri  
Dr. Myron E. Wegman

REPORT OF THE AUDITORS

The Board of Trustees  
Pan American Health and Education Foundation  
525 Twenty Third Street, N.W.  
Washington, D.C. 20037

We have examined the statements of assets and liabilities of the Medical Textbook and the Expanded Textbook and Instructional Materials Programs, and of the Trust Fund and General Fund of the Pan American Health and Education Foundation as of December 31, 1981 and 1980 and each of the related statements of income and expenses and changes in financial position of the years then ended. Our examinations were made in accordance with generally accepted auditing standards and, accordingly, included such tests of the accounting records and such other auditing procedures as we considered necessary in the circumstances.

In our opinion, the financial statements referred to above present fairly the financial position of each of the programs and funds of the Pan American Health and Education Foundation as of December 31, 1981 and 1980, and the results of the operations and the changes in the financial position of each of the programs and funds for the years then ended, in conformity with generally accepted accounting principles applied on a consistent basis.

*Pennington, Ahalt & Associates, P.C.*

Pennington, Ahalt & Associates, P.C.  
Members American Institute of  
Certified Public Accountants

Bethesda, Maryland  
April 13, 1982

**PART VIII**

**INFORMATIONAL ANNEX**

**SUMMARY AND DISTRIBUTION OF EXPENDITURE**



SUMMARY BY OBJECT OF EXPENDITURE  
ALL FUNDS - 1980 - 1981  
(expressed in US dollars)

Funds	Personnel costs	Duty travel	Fellowships	Seminars	Project supplies and equipment	Projects grants and others	Non-project supplies and equipment	Non-project common services and others	Total
<b>PAN AMERICAN HEALTH ORGANIZATION</b>									
Regular	54,127,723	2,048,107	4,376,386	1,818,091	3,497,826	5,854,258	494,230	3,859,379	76,076,000 <sup>1/</sup>
Special Fund for Health Promotion	-	-	-	-	-	816,216	-	-	816,216
Community Water Supply	1,388,147	86,197	66,429	95,899	304,712	435,916	-	-	2,377,300
CAREC and related trust funds	1,722,699	57,568	25,574	170,142	345,872	276,428	-	-	2,598,283
CFNI and related trust funds	488,742	56,459	803	363,914	67,785	223,900	-	-	1,201,603
INCAP and related trust funds	2,726,974	295,660	-	656,442	348,869	3,029,653	-	-	7,057,598
Trust Funds	9,941,742	368,685	588,782	1,323,886	3,442,571	3,886,782	-	-	19,552,448
Others	1,342,774	21,426	45,380	8,925	525,773	284,560	-	-	2,228,838
Sub-total PAHO	71,738,801	2,934,102	5,103,354	4,437,299	8,533,408	14,807,713	494,230	3,859,379	111,908,286
<b>WORLD HEALTH ORGANIZATION</b>									
Regular	23,724,893	2,328,557	2,840,647	1,872,877	1,808,258	3,328,470	251,714	1,614,984	37,770,400
UNDP	3,274,612	87,038	539,067	492,194	1,312,817	446,594	-	-	6,152,322
UNFPA	3,644,313	427,928	643,962	1,724,476	4,521,611	1,904,810	-	-	12,867,100
Others	926,759	61,520	99,077	264,785	891,947	476,959	-	-	2,721,047
Sub-total WHO	31,570,577	2,905,043	4,122,753	4,354,332	8,534,633	6,156,833	251,714	1,614,984	59,510,869
TOTAL ALL FUNDS	103,309,378	5,839,145	9,226,107	8,791,631	17,068,041	20,964,546	745,944	5,474,363	171,419,155

<sup>1/</sup>Does not include PAHO contribution of \$500,000 to Special Fund for Health Promotion.

STATEMENT OF EXPENDITURE AND SOURCES OF FUNDS  
BY SUBJECT AND INDIVIDUAL PROJECT  
ALL FUNDS - 1983-84  
(EXPRESSED IN U.S. DOLLARS)

COUNTRY, INTERCOUNTRY, AREA, NARS, AND OTHER PROJECTS

COUNTRY PROJECTS	AMOUNT BUDGETED	ACTUAL EXPENDITURES							MHA L P	MHA URFPA	MHA OTHER
		TOTAL SPENT	REGULAR	FRUIT	C-SP	OTHER	REGULAR	REGULAR			
ARGENTINA											
0100 COMMUNICABLE DISEASE CONTROL	100,400	98,521	-	-	-	-	98,521	-	-	-	-
0200 MALARIA ERADICATION	51,400	41,601	-	-	-	-	41,601	-	-	-	-
0300 TUBERCULOSIS CONTROL	51,000	17,749	17,749	-	-	-	-	-	-	-	-
0400 LEPROSY CONTROL (LEPRA)	23,800	23,800	-	-	-	-	-	-	-	-	-
0800 CHAGAS DISEASE AND HEMORRHAGIC FEVER	32,300	27,691	-	-	-	-	27,691	347,569	-	-	-
0901 DEVELOPMENT OF HEMORRHAGIC FEVER VACCINE	440,000	447,669	-	-	-	-	80,200	-	-	-	-
1200 DEVELOPMENT OF HEMORRHAGIC FEVER VACCINE	65,500	80,200	-	-	-	-	37,412	-	-	-	-
1400 NUTRITION STUDIES	31,000	21,333	21,333	-	-	-	-	-	-	-	-
1500 MENTAL HEALTH	31,100	31,412	-	-	-	-	-	-	-	-	-
1600 DENTAL HEALTH	26,700	20,661	-	-	-	-	20,661	-	-	-	-
1900 DENTAL HEALTH	26,600	25,713	-	-	-	-	25,713	-	-	-	-
2000 ENVIRONMENTAL SANITATION	212,700	32,017	32,017	6,433	-	-	-	-	-	-	-
3200 FOOT-AND-MOUTH DISEASE CONTROL	155,300	50,759	50,759	-	-	-	-	-	-	-	-
3600 FOOD AND FOOD CONTROL	155,300	50,759	50,759	-	-	-	-	-	-	-	-
3700 TRAFFIC ACCIDENTS	20,300	10,799	10,799	-	-	-	-	-	-	-	-
4100 NURSING SERVICES	20,300	27,295	27,295	-	-	-	222,636	-	-	-	-
4200 LABORATORY SERVICES	148,200	214,574	14,774	-	-	-	64,935	-	-	-	-
4500 REHABILITATION	158,800	64,935	-	-	-	-	48,156	-	-	-	-
5100 DEVELOPMENT OF HEALTH SERVICES	91,800	91,126	-	-	-	-	18,135	-	-	-	-
5201 MEDICAL CARE	91,800	91,126	-	-	-	-	27,959	-	-	-	-
5200 HEALTH PLANNING	40,400	27,959	-	-	-	-	-	-	-	-	-
5300 MANAGEMENT OF HEALTH SERVICES	55,200	48,569	48,569	-	-	-	-	-	-	-	-
5500 MANAGEMENT OF HEALTH SERVICES	16,400	8,525	8,525	-	-	-	-	-	-	-	-
6100 SCHOOL OF PUBLIC HEALTH	60,100	42,585	-	-	-	-	42,585	-	-	-	-
6400 NATIONAL NETWORK OF INFORMATION IN HEALTH SCIENCES	83,000	28,769	-	-	-	-	28,769	-	-	-	-
6400 NATIONAL NETWORK OF INFORMATION IN HEALTH SCIENCES	53,200	54,946	54,946	-	-	-	4,803	-	-	-	-
8500 NATIONAL NETWORK OF INFORMATION IN HEALTH SCIENCES	29,400	4,803	-	-	-	-	-	-	-	-	-
	2,105,300	1,761,787	578,337	6,433	-	-	805,648	347,569	-	-	23,800

Annex B

BAHAMAS											
0100 COMMUNICABLE DISEASE CONTROL	37,800	18,873	18,873	-	-	-	-	-	-	-	-
0200 MALARIA ERADICATION	51,400	26,738	-	-	-	-	26,738	-	-	-	-
0300 TUBERCULOSIS CONTROL	51,000	55,284	55,284	-	-	-	-	-	-	-	-
0400 LEPROSY CONTROL (LEPRA)	30,100	33,528	33,528	-	-	-	51,500	-	-	-	-
0500 DEVELOPMENT OF HEALTH SERVICES	88,353	31,500	-	-	-	-	-	-	-	-	-
5101 IMPROVEMENT OF HEALTH MANAGEMENT	168,170	106,086	133,339	-	-	-	-	106,086	-	-	-
5200 HEALTH STATISTICS	121,500	123,339	-	-	-	-	129,348	-	-	-	-
5500 MANAGEMENT OF HEALTH SERVICES	11,200	12,348	-	-	-	-	207,586	106,086	-	-	-
	664,823	555,396	241,724	-	-	-	-	-	-	-	-
BARBADOS											
0100 COMMUNICABLE DISEASE CONTROL	14,700	32,384	32,384	-	-	-	-	-	-	-	-
0700 AIDS AWARENESS	5,500	5,152	5,152	-	-	-	-	-	-	-	-

## COUNTRY, INTERCOUNTRY, AREA, FUNDS, AND OTHER PROJECTS

	AMOUNT BUDGETED	ACTUAL EXPENDITURES									
		TOTAL FUNDS	GEN FUNDS	CHIL FUNDS	INDU STRY	CHIL DREN	CHIL DREN	CHIL DREN	CHIL DREN	CHIL DREN	CHIL DREN
2000 ENVIRONMENTAL SANITATION	84,330	44,647	2,603	-	-	-	-	-	-	-	-
2100 WATERWORKS ADMINISTRATION	42,120	35,602	-	-	-	-	-	-	-	-	-
2101 DEVELOPMENT OF A NATIONAL WATER AND SEWERAGE AUTHORITY	326,200	241,739	-	-	-	-	-	-	-	-	-
3000 ANIMAL AND HUMAN HEALTH	225,700	235,974	114,165	-	-	-	-	-	-	-	-
3000 PROGRAM PLANNING AND GENERAL ACTIVITIES	50,400	178,940	-	-	-	-	-	-	-	-	-
5100 DEVELOPMENT OF HEALTH SERVICES	80,400	25,174	-	-	-	-	-	-	-	-	-
6000 DENTAL EDUCATION	845,120	806,157	375,288	2,603	39,544	-	-	-	-	-	-
BELIZE											
0200 ERADICATION OF MALARIA AND AIDS AEGYPTI	53,930	43,193	-	-	-	-	-	-	-	-	-
1300 MATERNAL AND CHILD HEALTH	25,230	38,612	-	-	-	-	-	-	-	-	-
2000 ENVIRONMENTAL HEALTH	25,400	12,902	-	-	-	-	-	-	-	-	-
5000 PROGRAM PLANNING AND GENERAL ACTIVITIES	162,500	172,745	-	-	-	-	-	-	-	-	-
5100 DEVELOPMENT OF HEALTH SERVICES	332,200	274,470	8,673	-	-	-	-	-	-	-	-
BOLIVIA											
0100 COMMUNICABLE DISEASE CONTROL	293,600	267,561	213,491	-	-	-	-	-	-	-	-
0200 MALARIA ERADICATION	247,319	234,310	4,522	-	-	-	-	-	-	-	-
1300 EXTENSION OF MATERNAL AND CHILD HEALTH AND FAMILY WELFARE	-	1,856	1,825	-	-	-	-	-	-	-	-
1400 NUTRITION	143,600	176,594	176,594	-	-	-	-	-	-	-	-
2000 ENVIRONMENTAL SANITATION	87,472	131,926	-	-	-	-	-	-	-	-	-
2101 INTERNATIONAL DRINKING WATER SUPPLY AND SANITATION DECADE	314,260	13,793	13,793	-	-	-	-	-	-	-	-
2103 WATER AND SEWER ADMINISTRATION (TICUNDADO AND NIBERLITA)	27,700	15,773	-	-	-	-	-	-	-	-	-
3000 OCCUPATIONAL HEALTH	32,300	26,775	-	-	-	-	-	-	-	-	-
3001 MANPOWER DEVELOPMENT IN NATIONAL MINING SAFETY	-	125,037	-	-	-	-	-	-	-	-	-
3002 ANALYTICAL TOXICOLOGY OF SILICUSIS	114,113	115,415	115,415	-	-	-	-	-	-	-	-
3100 ANIMAL HEALTH	9,900	19,144	9,244	-	-	-	-	-	-	-	-
4300 CONTROL OF FOOT-AND-MOUTH DISEASE, RABIES AND BRUCELLOSIS	293,800	315,386	315,386	-	-	-	-	-	-	-	-
5000 PROGRAM PLANNING AND GENERAL ACTIVITIES	609,000	8,449	8,449	-	-	-	-	-	-	-	-
5100 DEVELOPMENT OF HEALTH SERVICES	147,900	122,815	122,815	-	-	-	-	-	-	-	-
5201 REGIONAL HEALTH PLANNING FOR SANTA CRUZ	-	11,931	11,931	-	-	-	-	-	-	-	-
5202 CONTROL OF PUBLIC HEALTH AND SEWERAGE	-	1,290,685	1,290,685	-	-	-	-	-	-	-	-
5203 DEVELOPMENT OF HUMAN RESOURCES	-	269,570	269,570	-	-	-	-	-	-	-	-
6200 MEDICAL EDUCATION	2,321,064	2,359,675	1,290,685	269,570	137,826	-	-	-	-	-	-
BRAZIL											
0200 MALARIA ERADICATION	647,900	792,098	792,098	-	-	-	-	-	-	-	-
1301 STUDIES ON CLINICAL FEATURES OF LEISHMANIASIS	218,430	318,556	318,556	-	-	-	-	-	-	-	-
1400 NUTRITION	287,000	187,037	187,037	-	-	-	-	-	-	-	-
2000 ENVIRONMENTAL SANITATION	548,430	463,661	463,661	-	-	-	-	-	-	-	-
2040 ENVIRONMENTAL CONTROL PROGRAM IN THE STATE OF RIO DE JANEIRO	10,000	361	361	-	-	-	-	-	-	-	-
2041 ENVIRONMENTAL CONTROL PROGRAM IN THE STATE OF SAO PAULO	144,200	145,184	145,184	-	-	-	-	-	-	-	-
2042 ENVIRONMENTAL CONTROL PROGRAM IN THE STATE OF RIO DE JANEIRO	60,030	59,073	59,073	-	-	-	-	-	-	-	-
2043 ENVIRONMENTAL CONTROL PROGRAM IN THE STATE OF RIO DE JANEIRO	244,000	243,334	243,334	-	-	-	-	-	-	-	-
2102 INSTITUTIONAL DEVELOPMENT OF CAGECE	57,600	43,839	43,839	-	-	-	-	-	-	-	-
2104 NATIONAL PROGRAM IN INSTITUTIONAL DEVELOPMENT (BNH)	555,928	419,765	419,765	-	-	-	-	-	-	-	-

44,070  
232,310  
39,276  
26,775  
9,900  
309,563  
309,563  
232,310  
93,246  
66,392  
251,762  
361  
59,073  
43,839  
419,765



COUNTRY, INTERCOUNTRY, AREA, PURSES, AND OTHER PROJECTS

	AMOUNT BUDGETED	TOTAL SPENT	PAID REGULAR	PAID TRUST	PAID OTHER	WHO REGULAR	WHO UNDP	WHO UNFPA	WHO OTHER
1500 NUTRITION	25,400	17,828	19,828	-	-	-	-	-	-
1501 PREVENTIVE HEALTH	130,100	118,372	-	-	-	-	2,077	-	-
1502 PREVENTIVE HEALTH	140,000	118,372	-	-	-	-	-	-	118,372
1700 CHRONIC DISEASE TREATMENT AND REHABILITATION IN DRUG ADDICTION	20,000	20,000	-	-	-	-	-	-	-
2000 ENVIRONMENTAL SANITATION	256,800	300,474	-	1,927	-	295,808	-	-	-
2001 BRAZIL-COLOMBIA SYMPOSIUM ON ENVIRONMENTAL SANITATION	-	534	-	534	-	-	-	-	-
2100 WATER AND SEWAGE TREATMENT AND DISPOSAL OF WASTEWATER IN BOGOTA	66,486	66,486	-	-	-	-	-	-	-
2101 TREATMENT AND DISPOSAL OF WASTEWATER IN BOGOTA	100,000	48,922	-	48,922	-	-	-	-	-
2301 POLLUTION SURVEILLANCE AND CONTROL IN RAHIA DE LA LAGUNA	10,000	4,225	-	4,225	-	-	-	-	-
2302 PROTECTION OF WATER RESOURCES IN THE PLAINS OF BOGOTA	110,000	4,289	-	4,289	-	-	-	-	-
2901 DEVELOPMENT OF THE RIO CAUCA WATERSHED	20,315	15,641	-	15,641	-	-	-	-	-
3000 OCCUPATIONAL HEALTH	16,300	16,300	-	16,300	-	-	-	-	-
3100 VETERINARY PUBLIC HEALTH	105,800	53,095	-	53,095	-	16,490	-	-	-
3200 VETERINARY PUBLIC HEALTH	105,800	53,095	-	53,095	-	-	-	-	-
3300 ZOOLOGICAL AND FOOD CONTROL	53,600	51,090	-	-	-	-	-	-	-
4200 LABORATORY SERVICES	16,200	16,200	-	-	-	-	-	-	-
4300 EPIDEMIOLOGY	13,200	13,200	-	-	-	-	-	-	-
4400 EPIDEMIOLOGY	114,100	104,183	-	-	-	16,184	-	-	-
5000 PROGRAM PLANNING AND GENERAL ACTIVITIES	278,700	364,451	-	-	-	27,421	104,183	-	-
5100 DEVELOPMENT OF HEALTH SERVICES	74,500	147,681	-	-	-	-	-	-	-
5200 MEDICAL CARE ADMINISTRATION	214,300	132,265	-	-	-	-	-	-	-
5301 DEVELOPMENT OF HEALTH INFORMATION SYSTEMS	134,400	106,362	-	-	-	-	-	-	-
5401 REGISTRATION OF HEALTH INFORMATION SYSTEMS	22,800	30,461	-	-	-	-	-	-	-
5500 ADMINISTRATIVE DEVELOPMENT OF THE HEALTH SYSTEM	352,300	241,777	-	-	-	-	-	-	-
6000 DEVELOPMENT OF HUMAN RESOURCES	121,500	156,383	-	-	-	-	-	-	-
6401 DENTAL EDUCATION, UNIV. DEL VALLE	15,100	8,392	-	8,392	-	-	-	-	-
7200 DEVELOPMENT OF PHYSICAL RESOURCES FOR THE HEALTH SYSTEM	15,000	15,000	-	-	-	-	-	-	-
8200 BASIC DIAGNOSTIC EQUIPMENT	38,600	23,509	-	-	-	-	-	-	-
8900 HEALTH RESEARCH	4,172,046	3,835,431	1,114,540	39,241	162,040	764,136	421,691	1,183,930	149,833
COSTA RICA									
0200 MALARIA ERADICATION	125,800	24,100	-	-	-	24,100	-	-	-
1200 MATERNAL AND CHILD HEALTH	138,592	68,484	-	68,484	-	-	-	-	-
2000 ENVIRONMENTAL SANITATION	185,000	208,424	-	-	-	-	-	-	-
2001 TECHNICAL COOPERATION IN ENVIRONMENTAL SANITATION PROGRAMS	44,703	42,084	-	-	42,084	-	-	-	-
2702 NATIONAL PROGRAM OF ENVIRONMENTAL SANITATION	98,500	47,208	-	-	-	-	-	-	-
3101 PEASANT HEALTH STUDY FOR CONTROL OF EXTERNAL PARASITES OF ANIMALS	27,813	27,813	-	-	-	-	-	-	-
3102 EPIDEMIOLOGY	27,813	27,813	-	-	-	-	-	-	-
5000 PROGRAM PLANNING AND GENERAL ACTIVITIES	177,190	213,911	-	-	-	-	-	-	-
5100 DEVELOPMENT OF HEALTH SERVICES	182,800	326,363	-	-	-	-	-	-	-
5401 MEDICAL RECORDS	18,000	18,000	-	-	-	-	-	-	-
5500 MANAGEMENT OF HEALTH SERVICES	105,000	105,000	-	-	-	-	-	-	-
6001 COMMUNITY HEALTH TRAINING PROGRAM	35,300	49,794	-	-	-	-	-	-	-
6200 MEDICAL EDUCATION	29,400	27,136	-	-	-	-	-	-	-
6400 ADVANCED NURSING EDUCATION	29,400	27,136	-	-	-	-	-	-	-
6400 SANITARY ENGINEERING EDUCATION	29,400	27,136	-	-	-	-	-	-	-
CUBA									
0100 EPIDEMIOLOGY	120,600	131,065	-	-	-	-	-	-	-
1300 EXTENSION OF MATERNAL-CHILD HEALTH AND POPULATION DYNAMICS	119,648	118,926	-	-	-	-	-	118,926	-
	1,597,534	1,587,725	954,063	204,901	42,384	354,916	-	-	31,761

COUNTRY, INTERCOUNTRY, AREA, HARS., AND OTHER PROJECTS	ACTUAL EXPENDITURES									
	AMOUNT BUDGETED	TOTAL SPENT	PARU REGULAR	PARU TRUST	PARU CMSP	PARU OTHER	REGULAR	UNDP	JNFA	AND OTHER
2301 INVESTIGATION AND CONTROL OF MARINE POLLUTION	5,428	5,709	-	5,709	-	-	-	-	-	4,602
4200 IMMUNOLOGY LABORATORIES	4,953	4,953	-	-	-	-	-	-	-	-
5000 PROGRAM PLANNING AND GENERAL ACTIVITIES	130,400	145,247	5,000	-	-	-	140,247	-	-	-
5100 HEALTH CARE	171,100	143,034	-	-	-	-	143,034	-	-	-
5300 DEVELOPMENT OF HEALTH SYSTEMS	139,500	140,446	-	-	-	-	140,446	-	-	-
6000 RESEARCH AND HUMAN RESOURCES	128,130	187,051	187,051	-	-	-	-	-	-	-
6900 DEVELOPMENT OF THE PHARMACEUTICAL INDUSTRY AND MEDICAL EQUIPMENT	155,730	172,509	172,509	-	-	-	-	-	-	-
7301 STRENGTHENING OF THE CENTER FOR PRODUCTION OF BIOLOGICALS	128,500	147,696	147,696	-	-	-	-	-	-	-
77301	19,000	15,120	-	15,120	-	-	40,731	-	-	-
8001 SCIENTIFIC AND TECHNICAL INFORMATION SYSTEM	81,800	40,332	-	-	-	-	40,332	-	-	-
	1,262,629	1,342,468	643,321	20,829	-	-	554,790	-	113,926	4,802
DOMINICA										
1200 FAMILY PLANNING SERVICES	183,625	182,957	-	-	-	-	-	-	-	-
5100 DEVELOPMENT OF HEALTH SERVICES	119,500	262,086	169,052	813	-	-	-	92,221	182,957	-
	303,125	445,043	169,052	813	-	-	-	92,221	182,957	-
DOMINICAN REPUBLIC										
0200 MALARIA ERADICATION	108,800	58,683	58,683	-	-	-	-	-	-	-
0500 LEPROSY AND TUBERCULOSIS CONTROL	100,000	-	-	-	-	-	-	-	-	-
1500 MENTAL HEALTH	76,000	75,360	75,360	-	-	-	-	-	-	-
1600 ORAL HEALTH	165,800	133,861	133,861	-	-	-	-	-	-	-
1601 EXTENSION OF ORAL HEALTH SERVICES	-	172,935	-	-	-	-	-	172,935	-	-
2000 INTEGRATED RURAL DEVELOPMENT	24,500	-	-	-	-	-	-	-	-	-
2001 ENVIRONMENTAL SANITATION	121,800	93,030	93,030	-	-	-	-	-	-	-
2100 VETERINARY AND PUBLIC HEALTH	287,500	230,984	206,824	-	-	-	-	-	-	-
5000 PROGRAM PLANNING AND GENERAL ACTIVITIES	-	264,613	-	-	-	-	-	-	-	-
5100 REGIONALIZATION OF HEALTH SERVICES	419,258	322,159	-	-	-	-	-	-	-	-
5200 REGIONAL ASSISTANCE	152,222	143,778	-	10,162	-	-	193,455	110,542	-	-
6000 DEVELOPMENT OF HUMAN RESOURCES	315,800	665,003	665,003	139,506	-	4,272	-	-	-	-
6101 DEVELOPMENT OF HEALTH SCIENCES	-	208,720	-	208,720	-	-	-	-	-	-
	2,066,730	2,369,226	1,497,274	358,388	-	4,272	193,455	291,477	-	24,360
ECUADOR										
1100 DISEASE PREVENTION AND CONTROL	303,430	326,348	-	-	-	-	326,348	-	-	-
1200 DISEASE PREVENTION AND CONTROL	980,650	950,002	37,466	-	-	-	-	-	918,536	-
1301 ASSISTING AND REHABILITATING DRUG ADDICTS	120,800	91,602	-	-	-	-	-	-	-	91,602
1502 ALCOHOLISM	-	3,000	-	3,000	-	-	-	-	-	-
2000 ENVIRONMENTAL SANITATION	133,800	145,243	12,317	-	-	-	127,926	-	-	-
2103 INSTITUTIONAL DEVELOPMENT (IFCS)	8,542	8,545	-	-	-	-	-	-	-	-
3100 ANIMAL HEALTH AND VETERINARY PUBLIC HEALTH	24,150	24,150	24,150	-	-	-	-	-	-	-
3200 FOOT-AND-MOUTH DISEASE CONTROL	123,807	123,807	123,807	-	-	-	-	-	-	-
4200 LABORATORY SERVICES	25,749	25,749	25,749	-	-	-	-	-	-	-
5000 PROGRAM PLANNING AND GENERAL ACTIVITIES	299,100	344,763	15,000	-	-	-	329,763	-	-	-
5100 DEVELOPMENT OF HEALTH SERVICES	940,112	549,875	178,584	156,131	-	-	214,960	-	-	-
5201 PLANNING AND EQUIPPING OF HOSPITALS AND OTHER HEALTH FACILITIES	249,663	219,362	14,036	43,343	-	-	-	-	-	-
5202 FELLOWSHIPS, HOSPITAL DEL RINCO DE GUAYAQUIL	-	-	-	-	-	-	-	-	-	-
6000 DEVELOPMENT OF HUMAN RESOURCES	122,800	121,906	-	-	-	-	121,906	-	-	-
	3,308,297	2,978,495	431,109	407,800	8,545	-	1,120,903	-	918,536	91,602

COUNTRY, INTERCOUNTRY, ACLA, HGKS, AND OTHER PROJECTS

	AMOUNT BUDGETED	TOTAL SPENT	ACTUAL EXPENDITURES										WHO UNDP	WHO UNFPA	WHO OTHER
			REGULAR	REGULAR	TRUST	CHSP	OTHER	REGULAR	REGULAR	OTHER	REGULAR	REGULAR			
EL SALVADOR															
0200 MALARIA ERADICATION	101,130	101,765	-	-	-	-	-	-	101,765	-	-	-	-	-	-
1300 MATERIAL AND FAMILY PLANNING	49,500	3,524	-	-	-	-	-	-	-	-	-	-	3,524	-	-
2000 ENVIRONMENTAL SANITATION	149,500	119,091	-	-	-	-	-	-	119,091	-	-	177,349	-	-	-
2101 KURAL WATER SUPPLY AND SANITATION	279,400	279,400	-	-	23,928	-	-	-	-	-	-	-	-	-	-
2102 ADMINISTRATION, OPERATION AND MAINTENANCE OF RURAL AQUEDUCTS	-	-	-	-	-	-	-	-	-	-	-	-	-	-	-
4300 EPIDEMIOLOGY	193,700	129,847	-	-	-	-	-	-	129,847	-	-	-	-	-	9,900
5000 PROGRAM PLANNING AND GENERAL ACTIVITIES	174,200	203,874	-	-	-	-	-	-	203,874	-	-	-	-	-	4,560
5100 DEVELOPMENT OF HEALTH SERVICES AND MATERIALS	507,000	568,010	520,456	-	-	-	43,599	-	203,874	-	-	-	-	-	-
5200 DEVELOPMENT OF HOSPITAL SERVICES	-	-	-	-	-	-	-	-	-	-	-	-	-	-	-
5300 DEVELOPMENT OF HUMAN RESOURCES	18,000	26,582	-	-	2,063	-	-	-	20,522	-	-	-	-	-	-
	1,465,900	1,350,795	520,456	25,988	-	-	43,599	-	959,219	177,349	-	-	3,524	-	14,460

FRENCH ANTILLES AND GUIANA

4200 LABORATORY SERVICES	12,400	17,366	17,366	-	-	-	-	-	-	-	-	-	-	-	-
5100 FELLOWSHIPS	34,400	18,326	18,326	-	-	-	-	-	-	-	-	-	-	-	-

GRENADA

5100 DEVELOPMENT OF HEALTH SERVICES	57,600	41,936	41,936	-	-	-	-	-	-	-	-	-	-	-	-
	57,600	41,936	41,936	-	-	-	-	-	-	-	-	-	-	-	-

GUATEMALA

0100 DISEASE CONTROL	142,060	146,405	-	-	-	-	-	-	142,445	-	-	-	-	-	3,960
0200 MALARIA ERADICATION	-	63,387	-	-	-	-	-	-	63,387	-	-	-	-	-	-
1301 FAMILY HEALTH	71,400	154,970	154,970	-	-	-	-	-	-	-	-	-	-	-	-
2000 ENVIRONMENTAL HEALTH	279,100	154,970	154,970	-	-	-	-	-	-	-	-	-	-	-	-
2101 INSTITUTIONAL DEVELOPMENT OF UNEPAR	98,274	161,863	66,174	95,689	-	-	-	-	-	-	-	-	-	-	-
3100 VETERINARY PUBLIC HEALTH	44,330	412,171	229,460	182,711	-	-	-	-	-	-	-	-	-	-	-
3600 DRUG CONTROL OF HEALTH SERVICES AND EXTENSION OF COVERAGE	61,682	21,794	15,635	124,887	-	-	-	-	-	-	-	-	-	-	-
5100 DEVELOPMENT OF COVERAGE OF HEALTH SERVICES	500,729	101,535	101,535	47,093	-	-	-	-	340,281	-	-	2,693	-	-	3,040
5104 EXTENSION OF COVERAGE OF HEALTH SERVICES	194,729	101,535	101,535	47,093	-	-	-	-	-	-	-	-	-	-	-
6000 MAINTENANCE OF HEALTH CARE FACILITIES AND EQUIPMENT	103,100	142,663	142,663	-	-	-	-	-	-	-	-	-	-	-	-
	15,593	-	-	-	-	-	-	-	-	-	-	-	-	-	-
	1,948,192	1,854,599	853,394	449,980	-	-	-	-	483,531	2,693	-	-	63,387	-	7,000

GUAYANA

0200 MALARIA ERADICATION	136,000	45,812	-	-	-	-	-	-	45,812	-	-	-	-	-	-
1300 MATERIAL AND FAMILY PLANNING	17,000	17,937	17,937	-	-	-	-	-	-	-	-	-	-	-	-
1400 NUTRITION	98,200	28,749	-	-	-	-	-	-	28,749	-	-	-	-	-	-
1600 DENTAL HEALTH	13,400	13,862	-	-	-	-	-	-	13,862	-	-	-	-	-	-
1700 CARE OF THE AGED	-	6,739	-	-	-	-	-	-	6,739	-	-	-	-	-	-
2000 ENVIRONMENTAL HEALTH	-	12,140	12,140	-	-	-	-	-	-	-	-	-	-	-	-
3100 VETERINARY PUBLIC HEALTH	25,700	25,107	25,107	-	-	-	-	-	-	-	-	-	-	-	-
3101 STRENGTHENING OF VETERINARY SERVICES	32,700	25,107	25,107	-	-	-	-	-	-	-	-	-	-	-	-
3600 CONSUMER PROTECTION	-	1,469	-	-	-	-	-	-	1,469	-	-	-	-	-	-
4100 NURSING SERVICES	2,770	1,469	1,469	-	-	-	-	-	-	-	-	-	-	-	-
4400 HEALTH EDUCATION	-	-	-	-	-	-	-	-	-	-	-	-	-	-	-
5000 PROGRAM PLANNING AND GENERAL ACTIVITIES	162,400	208,119	17,443	-	-	-	-	-	207,676	-	-	-	-	-	760

COUNTRY, INTER-COUNTRY, AREA, FORMS, AND OTHER PROJECTS	AMOUNT BUDGETED	ACTUAL EXPENDITURES									
		TOTAL SPENT	PAID REGULAR	PAID TRUST	CASH	OTHER	PAID REGULAR	PAID TRUST	PAID OTHER	PAID OTHER	OTHER
10100 DEVELOPMENT OF HEALTH SERVICES	493,327	364,177	19,937	246,681	-	-	35,559	-	-	-	
10102 DEVELOPMENT OF HEALTH SERVICES	77,000	73,620	-	73,920	-	-	4,706	-	-	-	
10104 DEVELOPMENT OF HEALTH SERVICES	89,400	45,509	-	-	-	-	45,639	-	-	-	
10100 DEVELOPMENT OF HUMAN RESOURCES	1,443,550	1,179,418	114,564	318,773	-	-	493,120	252,134	-	760	
HAITI											
10200 MALANIA ERADICATION	435,500	520,219	520,219	-	-	-	-	-	-	766,812	
10202 MALANIA AND CHILD HEALTH AND FAMILY PLANNING	1,100,228	850,357	850,357	-	-	-	-	-	-	-	
10204 NUTRITION	287,700	357,222	357,222	-	-	-	-	-	-	-	
10206 WATER SUPPLIES	18,900	15,797	-	-	-	-	-	-	-	-	
10210 PROVISION OR IMPROVEMENT OF WATER SERVICE IN TEN MEDIUM-SIZED CITIES	14,843	183,389	-	183,049	-	-	-	-	-	-	
10212 INSTITUTIONAL DEVELOPMENT OF CAMEP	81,772	46,413	-	-	-	-	-	-	-	46,413	
10214 INTERNATIONAL DEVELOPMENT OF SNEP	10,700	3,685	-	-	-	-	-	-	-	51,263	
10216 INTERNATIONAL DEVELOPMENT OF WATER SUPPLY AND SANITATION DECADE	53,476	91,207	-	-	-	-	-	-	-	-	
10218 INTERNATIONAL DRINKING WATER SUPPLY	251,920	306,376	306,376	24,044	-	-	330,303	-	-	44,071	
10220 EPIDEMIOLOGICAL SURVEILLANCE	806,589	522,687	124,469	-	-	-	208	-	-	-	
10222 PROGRAM PLANNING AND GENERAL ACTIVITIES	21,200	206	-	-	-	-	-	-	-	-	
10224 DECOMPARISON OF HEALTH SERVICES	3,455,208	2,900,606	1,438,468	207,093	183	-	330,509	15,797	766,812	141,747	
HONDURAS											
1300 MATERNAL AND CHILD HEALTH AND FAMILY PLANNING	860,038	779,476	169,542	-	-	-	10,520	-	-	779,476	
2000 ENGINEERING AND EQUIPMENT OF SANITARY SERVICES	139,000	35,141	-	35,141	-	-	-	-	-	-	
3100 VETERINARY PUBLIC HEALTH	35,452	63,808	-	36,808	-	-	265,153	-	-	3,500	
4300 EPIDEMIOLOGY AND LABORATORY SERVICES	198,680	288,633	-	-	-	-	-	-	-	-	
5000 PROGRAM PLANNING AND GENERAL ACTIVITIES	167,360	247,230	243,370	-	-	-	3,860	-	-	-	
5100 EMERGENCY ASSISTANCE	324,800	322,518	322,518	65,132	-	-	-	-	-	-	
5103 EMERGENCY ASSISTANCE	80,773	65,132	-	-	-	-	28,521	-	-	-	
5200 MEDICAL CARE SERVICES	109,800	91,788	91,788	-	-	-	-	-	-	-	
5500 MANAGEMENT OF HEALTH SERVICES	155,000	58,022	-	58,022	-	-	-	-	-	-	
5501 IMPROVEMENT OF ADMINISTRATIVE SERVICES (JOB LOAN)	171,260	17,023	2,467	-	-	-	12,554	-	-	-	
6200 MEDICAL EDUCATION	12,300	1,023	1,422	-	-	-	14,721	-	-	-	
6400 SANITARY ENGINEERING EDUCATION	137,400	147,211	-	-	-	-	-	-	-	-	
6900 BASIC TRAINING FOR HEALTH AUXILIARIES	2,404,892	2,277,005	831,107	195,103	-	-	3,860	463,959	779,476	3,500	
JAMAICA											
0700 AIDES AEGYPTI ERADICATION	56,700	1,143	-	-	-	-	1,143	-	-	-	
1301 MATERNAL AND CHILD HEALTH	32,241	32,241	36,162	-	-	-	-	-	-	332,241	
1303 PRIMARY HEALTH CARE AND FAMILY PLANNING IN EIGHT COMMUNITIES	50,500	34,824	-	-	-	-	34,824	-	-	-	
1500 MENTAL HEALTH	3,300	30,331	30,331	-	-	-	-	-	-	-	
1600 WATER SUPPLIES	4,800	104,618	104,618	-	-	-	-	-	-	-	
2000 WATER SUPPLIES AND ENVIRONMENTAL SANITATION	139,110	18,514	-	-	-	-	18,934	-	-	-	
3100 VETERINARY PUBLIC HEALTH	34,800	252,288	6,714	-	-	-	-	-	-	-	
3401 TRAINING IN PARENTERAL MEDICATIONS PREPARATION	200,000	2,914	-	-	-	-	2,914	-	-	-	
3601 TRAINING IN PARENTERAL MEDICATIONS PREPARATION	200,000	2,914	-	-	-	-	2,914	-	-	-	
4200 IMMUNOLOGICAL SURVEILLANCE	176,060	8,596	-	-	-	-	-	-	-	-	
4300 EPIDEMIOLOGICAL SURVEILLANCE	128,600	102,262	-	-	-	-	77,024	-	-	-	
4301 EPIDEMIOLOGICAL SURVEILLANCE	236,467	195,808	-	-	-	-	194,889	-	-	-	
4300 PROGRAM PLANNING AND GENERAL ACTIVITIES	236,467	195,808	183,624	-	-	-	-	-	-	-	



COUNTRY, INTERCOUNTRY, AREA, FORS., AND OTHER PROJECTS

	AMOUNT BUDGETED	TOTAL SPEND	ACTUAL EXPENDITURES							MGO OTHER
			PANAMA REGULAR	PANAMA TRUST	PANAMA CHSF	PANAMA OTHER	MGO REGULAR	MGO UNDP	MGO UNFPA	
<b>PANAMA</b>										
4000 HEALTH EDUCATION FOR THE PUBLIC	249,500	30,922	15,000	-	-	-	50,942	-	-	-
5000 PROGRAM PLANNING AND GENERAL ACTIVITIES	149,502	38,070	-	-	-	-	37,062	-	-	-
5100 EXTENSION OF HEALTH SERVICES	268,285	414,872	251,367	2,221	-	-	43,869	-	-	-
5102 EXTENSION OF COVERAGE OF HEALTH SERVICES	472,600	255,810	-	255,810	-	-	30,100	-	-	133,005
5104 IMPROVEMENT AND EXPANSION OF REGIONAL HEALTH SERVICES	-	-	-	-	-	-	-	-	-	-
6000 IMPROVEMENT OF TEACHING IN THE FACULTIES OF HEALTH SCIENCE	51,056	52,374	263,805	51,051	-	1,317	-	-	-	-
6100 EDUCATION IN PUBLIC HEALTH	11,100	11,180	-	-	-	-	-	-	-	-
6400 SANITARY ENGINEERING EDUCATION	-	-	11,180	-	-	-	-	-	-	-
6900 TRAINING IN SUPERVISION AND CONSULTATION IN LOCAL HEALTH SERVICE UNITS	2,307,743	2,700,741	694,904	694,446	43,239	3,548	870,396	-	426,774	172,829
<b>PARAGUAY</b>										
0200 MALARIA ERADICATION	113,900	52,623	-	-	-	-	52,623	-	1,095,954	-
1300 EXTENSION OF MATERNAL AND CHILD HEALTH SERVICES	1,288,693	1,095,954	-	-	-	-	-	-	16,543	-
1301 MATERNAL AND CHILD HEALTH SERVICES	6,300	16,543	-	-	-	-	-	-	-	-
1302 MATERNAL AND CHILD HEALTH SERVICES	87,300	30,617	-	-	-	-	-	-	-	-
1306 ENVIRONMENTAL SANITATION	-	-	-	-	-	-	-	-	-	-
3200 FOOT-AND-MOUTH DISEASE CONTROL	101,200	39,051	39,051	-	-	-	-	-	-	-
4000 PUBLIC HEALTH CONTROL OF FOODSTUFFS	205,200	17,044	17,044	-	-	-	-	-	-	-
5000 PROGRAM PLANNING AND GENERAL ACTIVITIES	110,300	112,450	112,450	-	-	-	102,450	-	-	-
5100 DEVELOPMENT OF HEALTH SERVICES	179,300	305,019	-	-	-	-	305,019	-	-	-
5500 INSTITUTIONAL DEVELOPMENT OF INTEGRATED HEALTH SERVICES	324,950	303,862	-	303,862	-	-	148,639	-	-	-
5501 MANAGEMENT OF HEALTH SERVICES	75,700	38,684	-	-	-	-	38,684	-	-	-
6000 DEVELOPMENT OF HUMAN RESOURCES	2,154,053	2,290,452	226,478	303,862	-	-	647,615	-	1,112,497	-
<b>PARAGUAY</b>										
0100 COMMUNICABLE DISEASE CONTROL	59,000	55,428	-	-	-	-	40,988	-	-	14,460
0200 MALARIA ERADICATION	129,000	13,428	-	-	-	-	13,428	-	-	-
1300 FAMILY HEALTH AND POPULATION DYNAMICS	128,700	11,455	11,455	-	-	-	-	-	-	-
2000 ENVIRONMENTAL SANITATION	21,700	15,981	15,981	-	-	-	-	-	-	-
2100 ADMINISTRATION AND MAINTENANCE OF WATER SUPPLY SERVICES	28,484	2,662	-	-	2,662	-	-	-	-	-
2101 RURAL WATER SUPPLY AND SANITATION	281,058	249,787	-	-	249,787	-	-	-	-	-
2102 INTERNATIONAL DRINKING WATER SUPPLY AND SANITATION DECADE	82,254	30,216	-	-	-	-	-	-	-	30,216
3200 FOOT-AND-MOUTH DISEASE CONTROL	103,800	161,246	161,246	-	-	-	-	-	-	-
4000 NURSING SERVICES	169,700	89,783	252,793	-	-	-	86,483	-	-	-
5000 PROGRAM PLANNING AND GENERAL ACTIVITIES	167,500	232,198	-	-	-	-	-	-	-	-
5100 DEVELOPMENT OF HEALTH SERVICES	214,400	212,031	212,031	-	-	-	-	-	-	-
5103 EXTENSION OF COVERAGE OF HEALTH SERVICES	250,000	164,651	-	164,651	-	-	-	-	-	-
5500 INSTITUTIONAL DEVELOPMENT OF HEALTH SERVICES	88,100	118,702	-	118,702	-	-	-	-	-	-
5501 MANAGEMENT OF HEALTH SERVICES	39,200	30,057	116,707	-	-	-	30,057	-	-	-
6000 DEVELOPMENT OF HUMAN RESOURCES	1,580,196	1,542,731	770,218	181,126	252,449	-	294,262	-	-	44,676
<b>PERU</b>										
0200 COMMUNICABLE DISEASE CONTROL	121,112	126,416	126,416	-	-	-	-	-	-	-
0201 MALARIA ERADICATION	121,112	126,416	126,416	-	-	-	-	-	-	-
1301 HEALTH AND POPULATION	186,520	88,044	492,918	4,000	-	-	-	-	-	-
1302 MATERNAL AND CHILD HEALTH AND POPULATION (NORWEGIAN TRUST FUND)	495,024	47,188	-	-	-	-	-	-	88,044	-
1500 MENTAL HEALTH	20,800	10,155	-	-	-	-	10,155	-	497,188	-
1501 EPIDEMIOLOGICAL STUDY OF DRUG ABUSE	50,952	14,988	-	-	-	-	-	-	-	34,988
1600 ORAL HEALTH	11,530	17,584	-	-	-	-	17,584	-	-	-
1700 CANCER CONTROL	25,330	10,353	-	-	-	-	10,353	-	-	-



COUNTRY, INTERCOUNTRY, AREA, MORS., AND OTHER PROJECTS	AMOUNT BUDGETED	INITIAL SPENT	ACTUAL EXPENDITURES									
			PAHU REGULAR	PAHU TRUST	PAHU CMSE	PAHU OTHER	AMU REGULAR	WHO UNJP	WHO UNFPA	WHO OTHER		
TRINIDAD AND TOBAGO												
0700 ADES ACUPTI ERAUCLATION	78,930	98,662	-	-	-	-	88,642	-	-	-		
1300 EVALUATION OF THE FAMILY	17,735	11,318	112,431	-	-	-	-	-	5,078	-		
2100 STRENGTHENING OF TRAINING UNIT OF WATER & SEWERAGE AUTHORITY	119,230	106,623	-	5,729	-	-	-	102,899	-	-		
2102 IMPROVEMENT OF TECHNICAL FIELDS OF WATER & SEWERAGE AUTHORITY	107,330	104,570	-	-	44,570	-	-	-	-	-		
3100 JETTERARY PUBLIC HEALTH	96,300	74,321	-	-	-	-	74,321	-	-	-		
3100 JETTERARY PUBLIC HEALTH	96,300	74,321	-	-	-	-	74,321	-	-	-		
5000 PROGRAM PLANNING AND GENERAL ACTIVITIES	285,700	293,960	-	-	-	-	293,960	-	-	-		
5100 DEVELOPMENT OF HEALTH SERVICES	123,000	133,399	-	-	-	-	133,399	-	-	-		
5200 FEASIBILITY STUDY FOR THE IMPROVEMENT OF FOUR DISTRICT HOSPITALS	130,000	171,760	-	77,760	-	-	-	-	-	-		
5400 HEALTH STATISTICS	84,900	24,326	24,326	-	-	-	-	-	-	-		
5500 MANAGEMENT OF HEALTH SERVICES	96,000	151,983	151,983	-	-	-	-	163,610	-	-		
6600 ESTABLISHMENT OF SCHOOL OF DENTAL NURSING	247,600	103,616	-	-	-	-	-	-	-	-		
	1,947,275	1,286,385	289,740	83,489	44,570	-	597,993	266,515	-	5,078		
URUGUAY												
0100 COMMUNICABLE DISEASE CONTROL	28,000	24,817	-	-	-	-	24,817	-	-	-		
1300 MATERNAL AND CHILD HEALTH	17,500	14,693	14,693	-	-	-	-	-	105,020	-		
1301 MORBIDITY STUDIES	133,784	105,020	-	-	-	-	-	-	-	-		
1500 MENTAL HEALTH	7,300	5,763	-	-	-	-	-	-	-	-		
1700 CHRONIC DISEASES	9,700	7,215	-	-	-	-	-	-	-	-		
2000 ENVIRONMENTAL SANITATION	17,100	10,829	10,829	-	-	-	-	-	-	-		
2100 WATER SUPPLIES AND SEWERAGE	8,900	15,147	15,147	-	-	-	-	-	-	-		
2101 DEVELOPMENT OF ADMINISTRATION OF NATIONAL SANITARY PUBLIC WORKS	98,700	148,840	-	-	-	-	-	-	-	-		
2102 DEVELOPMENT OF ADMINISTRATION OF NATIONAL SANITARY PUBLIC WORKS	215,500	272,001	25,230	-	-	-	-	88,143	-	-		
5000 PROGRAM PLANNING AND GENERAL ACTIVITIES	51,300	67,244	-	-	-	-	-	-	-	-		
5100 DEVELOPMENT OF HEALTH SERVICES	106,300	124,826	-	-	-	-	-	-	-	-		
5200 MEDICAL CARE AND HOSPITAL ADMINISTRATION	30,100	18,523	-	-	-	-	-	-	-	-		
6001 COLLABORATION WITH THE UNIVERSITY OF THE REPUBLIC	10,000	8,209	8,209	-	-	-	-	-	-	-		
6100 TRAINING OF HEALTH PERSONNEL	8,100	6,797	-	-	-	-	-	-	-	-		
7400 SANITARY ENGINEERING EDUCATION	121,100	94,043	94,043	-	-	-	-	-	-	-		
7400 MAINTENANCE AND IMPROVEMENT OF HEALTH INSTALLATIONS	983,184	966,946	360,321	27,803	-	-	385,659	88,143	-	105,020		
UNITED STATES OF AMERICA												
0100 CONSULTANTS IN SPECIALIZED FIELDS	92,900	78,321	24,141	5,938	-	-	12,413	-	-	-		
2101 FIELD OFFICE: UNITED STATES-MEXICO BORDER	457,900	409,238	24,141	28,436	-	-	12,413	-	-	-		
2102 FELLOWSHIPS	127,700	127,700	127,700	-	-	-	88,346	-	-	-		
	570,700	592,313	260,359	34,374	-	-	297,580	-	-	-		
VENEZUELA												
0100 COMMUNICABLE DISEASE CONTROL	21,800	111,942	88,767	-	-	-	29,175	-	-	-		
0400 TUBERCULOSIS CONTROL	49,800	32,086	32,086	-	-	-	-	-	-	-		
1400 PREVENTION OF A NUTRITION RESEARCH UNIT	100,880	192,638	175,772	16,886	-	-	23,404	-	-	-		
1700 CANCER AND CHRONIC DISEASES	24,530	23,404	-	-	-	-	-	-	-	-		
2300 ENVIRONMENTAL POLLUTION RESEARCH CENTER	151,277	116,495	-	78,595	-	-	25,910	11,950	-	-		



## COUNTRY, INTERCOUNTRY, AREA, HOURS, AND OTHER PROJECTS

	AMOUNT BUDGETED	TOTAL SPENT	ACTUAL EXPENDITURES									
			PAHO REGULAR	PAHO FRUST	PAHO CMSP	PAHO JHNER	WHO REGULAR	WHO UNDP	WHO UNFPA	WHO OTHER		
0910 LEPROSY CONTROL IN THE COMMONWEALTH CARIBBEAN	42,982	52,971	-	43,471	-	-	52,312	-	-	-	-	-
0920 VENEREAL DISEASES AND GONORRHOEAS	491,022	511,654	115,121	-	-	-	436,931	-	-	-	-	76,723
0930 AIDS ACQUISITION AND ERADICATION (CARIBBEAN)	159,900	97,101	97,101	-	-	-	-	-	-	-	-	-
0930 AIDS ACQUISITION AND ERADICATION (AREA III)	-	-	-	-	-	-	-	-	-	-	-	-
0900 PREVENTIVE SERVICES ON VECTOR BIOLOGY AND CONTROL	158,630	94,808	-	-	-	-	94,808	-	-	-	-	-
0900 RESEARCH IN INSECTICIDES, RESISTANCE AND NEW METHODS OF CONTROL	317,030	237,055	-	-	-	-	237,055	-	-	-	-	-
0900 RESEARCH AND REFERENCE CENTER ON VECTOR BIOLOGY AND CONTROL	483,600	571,908	-	-	-	-	571,908	-	-	-	-	-
0900 DOMICILIARY CONTROL OF CHAGAS' DISEASE	368,490	617,231	-	-	-	-	617,231	-	-	-	-	187,536
0900 DOMICILIARY CONTROL OF CHAGAS' DISEASE (INTEREST FUNDS)	-	-	-	-	-	-	-	-	-	-	-	-
0904 VITAMIN AND RICKETTSIAL DISEASES	264,209	45,786	-	29,985	-	-	209,495	-	-	-	-	45,786
1200 BACTERIAL DISEASES	49,630	27,546	-	-	-	-	27,546	-	-	-	-	-
1202 RICKETTSIAL DISEASES	613,884	456,691	-	-	-	-	260,520	-	-	-	-	196,171
1203 CONTROL OF CLAMMAL DISEASES	-	-	-	-	-	-	-	-	-	-	-	-
1204 MYCOTIC DISEASES	36,400	26,117	-	26,117	-	-	-	-	-	-	-	209,713
1205 CONTROL OF DIARRHEAL DISEASES	21,900	26,117	-	-	-	-	46,906	-	-	-	-	-
1205 PREVENTION OF BLINDNESS	1,555,955	1,122,208	291,254	-	-	-	173,892	-	657,062	-	-	-
1300 EXTENSION OF FAMILY HEALTH SERVICES	165,800	-	-	-	-	-	-	-	-	-	-	-
1303 DEV. OF HUMAN RESOURCES IN MATERNAL/CHILD HEALTH & FAMILY	112,202	76,258	-	-	-	-	-	-	-	-	-	-
1303 PROMOTION OF HEALTH AND FAMILY PLANNING POLICIES	37,536	51,924	-	-	-	-	-	-	-	-	-	76,258
1304 FAMILY HEALTH RESEARCH ON DELIV. OF MAT./CHILD HEALTH-FAM. PLANNING SERVICES	48,927	16,297	-	-	-	-	-	-	-	-	-	51,924
1310 FAMILY HEALTH AND POPULATION DYNAMICS (CARIBBEAN)	437,132	430,420	-	-	-	-	-	-	-	-	-	16,297
1312 CONTINUING EDUCATION IN ADMINISTRATION OF FAMILY PLANNING	20,351	10,169	-	-	-	-	126,453	-	-	-	-	303,967
1313 CONTIN. EDUCATION IN FAMILY HEALTH NURSING (ENG.-SPEAKING)	636,341	554,172	-	-	-	-	-	-	-	-	-	10,169
1316 FAMILY HEALTH CARE IN THE CARIBBEAN	234,594	196,487	-	-	-	-	-	-	-	-	-	554,172
1320 MATERNAL AND CHILD HEALTH AND POPULATION DYNAMICS (CARIBBEAN)	194,800	131,729	-	-	-	-	-	-	-	-	-	196,487
1330 MATERNAL AND CHILD HEALTH (AREA III)	194,800	131,729	-	-	-	-	-	-	-	-	-	521,686
1340 MATERNAL AND CHILD HEALTH (AREA IV)	79,596	44,152	-	-	-	-	-	-	-	-	-	44,152
1360 MATERNAL AND CHILD HEALTH (AREA VI)	140,500	232,607	332,607	-	-	-	-	-	-	-	-	-
1370 LATIN AMERICAN CENTER FOR PERINATOLOGY AND HUMAN DEVELOPMENT	1,238,600	1,441,536	377,868	582,151	-	-	481,219	-	-	-	-	-
1373 MATERNAL AND CHILD HEALTH	238,800	179,379	175,832	3,547	-	-	-	-	-	-	-	-
1400 NUTRITION ADVISORY SERVICES	-	-	-	-	-	-	-	-	-	-	-	-
1401 NATIONAL FOOD AND NUTRITION POLICIES	83,920	78,789	15,896	62,893	-	-	-	-	-	-	-	-
1411 CARIBBEAN FOOD AND NUTRITION INSTITUTE	2,222,774	3,171,251	1,550,490	-	-	1,222,774	476,530	-	-	-	-	-
1430 INSTITUTE OF NUTRITION OF CENTRAL AMERICA AND PANAMA	6,624,719	6,110,399	1,550,490	-	-	1,333,048	366,458	-	-	-	-	-
1472 NUTRITION TRAINING	115,800	130,399	-	-	-	-	130,399	-	-	-	-	21,257
1500 MENTAL HEALTH	200,771	221,780	-	1,644	-	-	223,424	-	-	-	-	-
1503 EFFECTS OF THE NERVOUS SYSTEM OF PROTEIN-CALORIE MALNUTRITION	113,700	90,894	15,606	-	-	-	-	-	-	-	-	-
1503 EFFECTS OF ALCOHOL AND DRUG ABUSE	197,544	166,881	90,994	32,367	-	-	134,484	-	-	-	-	-
1583 EPIDEMIOLOGY OF ALCOHOLISM	30,000	8,090	-	8,090	-	-	-	-	-	-	-	-
1600 DENTAL HEALTH	587,859	320,407	271,766	48,641	-	-	-	-	-	-	-	-
1701 POSTNATAL TERATOGENIC AND CARCINOGENIC EFFECTS OF PESTICIDES	398,430	398,008	398,008	-	-	-	-	-	-	-	-	-
1776 CONTROL OF CARDIOVASCULAR DISEASES	140,007	120,958	138,082	420,958	-	-	-	-	-	-	-	-
1779 LATIN AMERICAN CANCER RESEARCH PROJECT	82,811	88,043	-	87,191	-	8,466	-	-	-	-	-	-
1800 ADVANCING THE MANAGEMENT OF ISCHEMIC HEART DISEASE	103,006	37,627	315,762	3,290	-	-	38,575	-	-	-	-	-
2000 ENVIRONMENTAL SANITATION	377,700	120,077	154,762	-	-	-	-	-	-	-	-	-
2010 SANITARY ENGINEERING (CARIBBEAN)	120,000	208,863	197,721	-	-	-	50,677	-	-	-	-	-
2020 SANITARY ENGINEERING (AREA III)	244,830	208,863	-	-	-	-	11,142	-	-	-	-	-
2030 SANITARY ENGINEERING (AREA III)	-	-	-	-	-	-	-	-	-	-	-	-
2070 PAN AMERICAN CENTER FOR SANITARY ENGINEERING & ENVIRONMENTAL SCIENCES	3,397,005	2,398,861	705,816	865,692	20,009	8,653	792,191	-	-	-	-	-
2100 PROMOTION OF SANITARY ENGINEERING	511,700	731,928	660,654	11,634	-	-	51,640	-	-	-	-	-



COUNTRY, INTERCOUNTRY, AREA, M.R.S., AND OTHER PROJECTS											ACTUAL EXPENDITURES										
											AMOUNT BUDGETED	TOTAL SPENT	PAHO REGULAR	PAHO TRUST	PAHO CWSF	PAHO OTHER	MHO REGULAR	MHO UNOP	MHO UN-PA	OTHER	
5203 DEVELOPMENT OF HOSPITAL & OTHER HEALTH CARE FACILITIES (AND EARTH REGION)																					
5210 MEDICAL CARE SERVICES (CARIBBEAN)											80,000	77,733	-	-	-	-	-	-	-	-	
5220 MEDICAL CARE SERVICES (AREA I)											109,700	135,436	139,836	-	-	-	11,132	-	-	-	
5230 MEDICAL CARE SERVICES (AREA II)											106,400	153,160	153,160	-	-	-	-	-	-	-	
5240 MEDICAL CARE SERVICES (AREA VII)											141,600	213,978	213,978	-	-	-	-	-	-	-	
5300 HEALTH SYSTEMS PLANNING AND MANAGEMENT											561,200	552,764	320,568	-	-	-	232,201	-	-	-	
5310 HEALTH PLANNING AND ORGANIZATION (CARIBBEAN)											109,700	120,506	-	-	-	-	120,506	-	-	-	
5320 HEALTH PLANNING (AREA I)											108,900	205,953	205,953	-	-	-	-	-	-	-	
5330 HEALTH PLANNING (AREA VII)											1,261,600	887,783	504,557	-	-	-	383,228	-	-	-	
5403 INTERNATIONAL CLASSIFICATION OF DISEASES											364,200	307,411	194,262	-	-	-	116,129	-	-	-	
5410 HEALTH STATISTICS (CARIBBEAN)											1,093,700	1,086,576	994,898	-	-	197,550	604,128	-	-	-	
5420 HEALTH STATISTICS (AREA I)											130,500	125,152	10,000	-	-	-	115,152	-	-	-	
5430 HEALTH STATISTICS (AREA III)											248,300	139,034	106,751	-	-	-	132,283	-	-	-	
5460 HEALTH STATISTICS (AREA VII)											126,400	204,040	204,040	-	-	-	-	-	-	-	
5474 NATIONAL HEALTH INFORMATION SYSTEMS											409,400	320,597	320,597	-	-	-	-	-	-	-	
5476 FIELD INVESTIGATIONS IN NATIONAL HEALTH INFORMATION SYSTEM											32,400	2,100	67,378	-	-	-	-	-	-	-	
5480 REGIONAL COMPUTER SERVICES											341,300	67,378	-	-	-	-	-	-	-	-	
5500 HEALTH SYSTEMS ADMINISTRATION											124,100	135,216	135,216	-	-	-	-	-	-	-	
5510 MANAGEMENT OF HEALTH SERVICES (CARIBBEAN)											135,300	1,038,941	678,948	-	-	-	358,993	-	-	-	
5560 DEVELOPMENT OF HUMAN RESOURCES											1,015,300	31,112	28,147	-	-	-	3,025	-	-	-	
6002 JOINT PROGRAMS WITH NONGOVERNMENTAL ORGS. IN HEALTH SCIENCES EDUCATION											68,500	59,069	-	-	-	-	59,069	-	-	-	
6003 HUMAN RESOURCES PLANNING AND CONTINUING EDUCATION											714,462	596,520	139,905	413,124	-	-	183,396	-	-	-	
6004 COMMUNITY HEALTH TRAINING PROGRAM FOR CENTRAL AMERICA AND PANAMA											440,600	315,997	226,905	160,469	-	-	15,623	366,596	-	-	
6040 DEVELOPMENT OF HUMAN RESOURCES (AREA I)											298,700	191,221	-	-	-	-	191,257	-	-	-	
6060 DEVELOPMENT OF HUMAN RESOURCES (AREA VII)											106,700	119,270	-	-	-	-	119,270	-	-	-	
6100 EDUCATION AND TRAINING IN PUBLIC HEALTH											340,937	288,279	-	14,720	-	-	273,559	-	-	-	
6200 MEDICAL EDUCATION IN THE CARIBBEAN											267,800	4,656	30,662	-	-	-	11,994	-	-	-	
6210 MEDICAL EDUCATION IN THE CARIBBEAN											267,800	12,177	87,779	-	-	-	33,408	-	-	-	
6300 NURSING EDUCATION											194,900	124,552	90,466	-	-	-	34,036	-	-	-	
6310 NURSING EDUCATION (CARIBBEAN)											95,500	124,552	-	-	-	-	-	-	-	-	
6381 TRAINING OF NURSING AUXILIARIES											125,900	82,167	171,743	-	-	-	82,167	-	-	-	
6400 SANITARY ENGINEERING EDUCATION											104,400	139,300	-	-	-	-	139,300	-	-	-	
6500 VETERINARY MEDICINE EDUCATION											50,600	233,678	-	-	-	-	233,678	-	-	-	
6571 TRAINING OF ANIMAL HEALTH & VETERINARY PUBLIC HEALTH ASST'S											364,700	139,201	-	-	-	-	139,201	-	-	-	
6600 DENTAL EDUCATION											32,200	11,505	-	-	-	-	11,505	-	-	-	
6700 STATISTICAL METHODOLOGY											505,200	370,209	43,127	-	-	-	74,957	-	-	-	
6800 TRAINING IN SUPERVISION & CONSULTATION IN LOCAL HEALTH SERVICES											657,478	27,490	-	-	-	-	370,205	-	-	-	
6900 EDUCATION & TRAINING OF PARAMEDICAL PERSONNEL (CARIBBEAN)											657,478	371,325	68,445	61,637	-	-	39,526	201,717	-	-	
6911 EDUCATION & TRAINING OF PARAMEDICAL PERSONNEL (CARIBBEAN)												296,029	-	-	-	-	-	296,029	-	-	
7301 REGIONAL REFERENCE LAB. FOR EPIDEMIOLOGICAL CONTROL OF VIRAL VACCINES											174,200	197,843	42,661	5,000	-	-	149,982	-	-	-	
7410 MAINTENANCE OF HEALTH CARE FACILITIES (CARIBBEAN)											197,200	88,594	88,594	-	-	-	-	-	-	-	
7430 HEALTH FACILITIES MAINTENANCE (AREA I)											49,300	129,066	129,066	-	-	-	-	-	-	-	
8000 TECHNOLOGICAL RESOURCES											320,200	450,666	450,666	-	-	-	-	-	-	-	
8100 MEDICAL TEXTBOOKS											5,100	81,186	81,186	-	-	-	-	-	-	-	
8170 FIELD ADMINISTRATION OF THE TEXTBOOK PROGRAM												5,000	500,000	-	-	-	-	-	-	-	
8500 PURCHASE OF EQUIPMENT FOR VETERINARY MEDICINE EDUCATION												12,000	81,856	-	-	-	-	-	-	-	
8500 DOCUMENTATION AND HEALTH INFORMATION OFFICE											466,800	495,885	455,235	-	-	-	9,055	-	-	-	
9570 REGIONAL LIBRARY OF MEDICINE AND THE HEALTH SCIENCES											2,531,100	2,124,696	567,394	1,295,022	-	-	44,481	-	-	-	
8600 PUBLICATIONS PROGRAM											1,043,300	1,121,617	771,784	-	-	-	349,832	-	-	-	
8601 VISUAL AIDS												334,471	334,471	-	-	-	-	-	-	-	

COUNTRY, INTERCOUNTRY, AREA, H.Q.S., AND OTHER PROJECTS

	AMOUNT BUDGETED	TOTAL SPENT	ACTUAL EXPENDITURES									
			PAHQ REGULAR	PAHQ TRUST	PAHQ CWSF	PAHQ OTHER	WHO REGULAR	WHO UNDP	WHO UNFPA	WHO OTHER		
8602 DISTRIBUTION	1,944,319	1,152,008	150,008	83,868	-	-	793,735	-	-	-		
8670 PUBLICATIONS AND DOCUMENTATION SERVICE	540,300	464,368	238,442	-	-	-	225,926	-	-	-		
8700 LATIN AMERICAN CENTER OF EDUCATIONAL TECHNOLOGY FOR HEALTH CARE	979,000	256,966	-	-	-	-	256,966	-	-	-		
8703 DEVELOPMENT OF AN APPROPRIATE TECHNOLOGY FOR PRIMARY HEALTH CARE	198,600	92,776	92,776	-	-	-	-	-	-	-		
8770 EDUCATIONAL TECHNOLOGY IN NURSING	483,300	579,440	464,093	-	-	-	-	-	-	-		
8800 RESEARCH COORDINATION	360,700	187,930	187,930	-	-	-	-	-	-	-		
8902 RESEARCH IN NURSING EDUCATION	181,000	193,137	193,137	-	-	-	397	-	-	-		
8970 EDUCATION AND RESEARCH IN SOCIAL SCIENCES APPLIED TO HEALTH	4,000	221,410	221,410	-	-	-	-	-	-	-		
8971 SPECIAL PROGRAM FOR RESEARCH AND TRAINING IN TROPICAL DISEASES	102,400	221,410	221,410	-	-	-	-	-	-	-		
8980 COLLABORATING CENTERS FOR RESEARCH AND TRAINING	92,474,962	80,998,818	32,864,964	11,893,113	429,950	12,484,510	17,525,761	1,503,360	2,696,938	1,600,222		
TOTAL INTERCOUNTRY PROJECTS												

AREA OFFICES

I AREA I OFFICE - CARACAS	697,100	788,581	788,581	-	-	-	-	-	-	-		
II AREA II OFFICE - MEXICO CITY	650,400	1,056,146	1,056,146	-	-	2,627	-	-	-	-		
III AREA III OFFICE - GUATEMALA CITY	539,400	588,822	588,822	-	-	-	-	-	-	-		
IV AREA IV OFFICE - LIMA	650,400	1,149,428	1,149,428	-	-	-	-	-	-	-		
V AREA V OFFICE - BUENOS AIRES	3,401,646	4,186,631	4,186,631	-	-	2,627	-	-	-	-		
TOTAL AREA OFFICES												

HEADQUARTERS

	19,175,863	21,531,444	15,146,109	179,395	234,996	1,276,336	4,645,608	-	-	-		
--	------------	------------	------------	---------	---------	-----------	-----------	---	---	---	--	--

GOVERNING BODIES

	1,779,000	1,490,206	1,133,503	-	-	83,786	472,917	-	-	-		
--	-----------	-----------	-----------	---	---	--------	---------	---	---	---	--	--

INCREASE TO ASSETS

	189,339,107,171,919,155	76,376,000	19,552,449	2,377,300	13,902,538	37,770,400	6,152,322	12,867,100	2,721,047			
--	-------------------------	------------	------------	-----------	------------	------------	-----------	------------	-----------	--	--	--

GRAND TOTAL--ALL BUDGET PARTS

PERCENT EXECUTION IN 1980-81 OF PROJECTS BY COUNTRY  
FOR THE REGULAR BUDGETS OF PAHO AND WHO  
(EXPRESSED IN U.S. DOLLARS)

COUNTRY, INTERCOUNTRY, AREA, HQRS., AND OTHER PROJECTS BUDGETED AMOUNT EXPENDITURE PERCENT

COUNTRY PROJECTS

ARGENTINA

ARG 0100 COMMUNICABLE DISEASE CONTROL 88  
ARG 0200 MALARIA ERADICATION 79  
ARG 0400 TUBERCULOSIS CONTROL 80  
ARG 0500 LEPROSY CONTROL -  
ARG 0800 CHAGAS' DISEASE AND HEMORRHAGIC FEVER 85

ARG 1301 MATERNAL AND CHILD HEALTH 122  
ARG 1400 NUTRITION STUDIES 57  
ARG 1500 MENTAL HEALTH 120  
ARG 1600 DENTAL HEALTH 77  
ARG 1700 CHRONIC DISEASES 96

ARG 2000 ENVIRONMENTAL SANITATION 148  
ARG 3200 FOOT-AND-MOUTH DISEASE CONTROL 2  
ARG 3600 DRUG AND FOOD CONTROL 97  
ARG 3700 TRAFFIC ACCIDENTS 53  
ARG 4100 NURSING SERVICES 82

ARG 4200 LABORATORY SERVICES 141  
ARG 4500 REHABILITATION 52  
ARG 5000 HEALTH SERVICES 40  
ARG 5100 DEVELOPMENT OF HEALTH SERVICES 69  
ARG 5201 MEDICAL CARE 44

ARG 5300 HEALTH PLANNING 56  
ARG 5400 HEALTH STATISTICS 87  
ARG 5500 MANAGEMENT OF HEALTH SERVICES 51  
ARG 6100 SCHOOL OF PUBLIC HEALTH 64  
ARG 6200 EDUCATION IN HEALTH SCIENCES 34

ARG 6400 SANITARY ENGINEERING EDUCATION 103  
ARG 8500 NATIONAL NETWORK OF INFORMATION IN HEALTH SCIENCES 15

TOTAL ARGENTINA 1,635,500 1,383,985 84

BAHAMAS

BAH 0100 COMMUNICABLE DISEASE CONTROL 49  
BAH 1600 DENTAL HEALTH 46  
BAH 2000 ENVIRONMENTAL SERVICES 97  
BAH 5000 PROGRAM PLANNING AND GENERAL ACTIVITIES 85  
BAH 5100 DEVELOPMENT OF HEALTH SERVICES 80

BAH 5400 HEALTH STATISTICS 109  
BAH 5500 MANAGEMENT OF HEALTH SERVICES 110

TOTAL BAHAMAS 494,300 449,310 90

BARBADOS

BAR 0100 COMMUNICABLE DISEASE CONTROL 220  
BAR 0700 Aedes Aegypti ERADICATION 93  
BAR 2000 ENVIRONMENTAL SANITATION 52  
BAR 5000 PROGRAM PLANNING AND GENERAL ACTIVITIES 104  
BAR 5100 DEVELOPMENT OF HEALTH SERVICES 199

BAR 6600 DENTAL EDUCATION 49

## COUNTRY, INTERCOUNTRY, AREA, HQRS., AND OTHER PROJECTS

BUDGETED EXPENDITURE PERCENT  
AMOUNT

COUNTRY, INTERCOUNTRY, AREA, HQRS., AND OTHER PROJECTS	BUDGETED AMOUNT	EXPENDITURE	PERCENT
TOTAL BARBADOS	470,200	522,271	111
<b>BELIZE</b>			
BLZ 0200 ERADICATION OF MALARIA AND AEDES AEGYPTI	53,900	43,183	80
BLZ 1300 MATERNAL AND CHILD HEALTH	25,200	8,678	34
BLZ 2000 ENVIRONMENTAL HEALTH	65,200	36,962	56
BLZ 5000 PROGRAM PLANNING AND GENERAL ACTIVITIES	25,400	12,902	50
BLZ 5100 DEVELOPMENT OF HEALTH SERVICES	162,500	171,985	105
TOTAL BELIZE	332,200	273,710	82
<b>BOLIVIA</b>			
BOL 0100 COMMUNICABLE DISEASE CONTROL	293,600	213,491	72
BOL 0200 MALARIA ERADICATION	-	47,522	-
BOL 1400 NUTRITION	-	7,596	-
BOL 2000 ENVIRONMENTAL SANITATION	143,600	176,594	122
BOL 3000 OCCUPATIONAL HEALTH	27,700	13,793	49
BOL 3100 ANIMAL HEALTH	-	29,253	-
BOL 4300 EPIDEMIOLOGICAL SURVEILLANCE	-	9,244	-
BOL 5000 PROGRAM PLANNING AND GENERAL ACTIVITIES	293,900	315,386	107
BOL 5100 DEVELOPMENT OF HEALTH SERVICES	609,000	645,759	106
BOL 5400 HEALTH STATISTICS	-	6,864	-
BOL 6000 DEVELOPMENT OF HUMAN RESOURCES	147,900	122,815	83
BOL 6200 MEDICAL EDUCATION	-	11,931	-
TOTAL BOLIVIA	1,515,700	1,600,248	105
<b>BRAZIL</b>			
BRA 0200 MALARIA ERADICATION	647,900	792,098	122
BRA 1301 MATERNAL AND CHILD HEALTH	218,400	318,556	145
BRA 1400 NUTRITION	287,000	187,047	65
BRA 2000 ENVIRONMENTAL SANITATION	548,400	463,861	84
BRA 3100 VETERINARY PUBLIC HEALTH	372,400	372,856	100
BRA 3600 QUALITY CONTROL OF PHARMACEUTICALS	125,200	150,320	120
BRA 4300 EPIDEMIOLOGY	612,200	520,920	85
BRA 5000 PROGRAM PLANNING AND GENERAL ACTIVITIES	1,252,300	1,249,900	99
BRA 5100 DEVELOPMENT OF HEALTH SERVICES	1,103,600	1,317,275	119
BRA 5160 INTEGRATED HEALTH DELIVERY SYSTEMS	316,900	28,818	9
BRA 5400 HEALTH STATISTICS	242,500	-	-
BRA 6000 DEVELOPMENT OF HUMAN RESOURCES	211,300	209,761	99
BRA 8001 SCIENTIFIC AND TECHNOLOGICAL DEVELOPMENT	42,200	-	-
TOTAL BRAZIL	5,980,300	5,611,262	94
<b>CANADA</b>			
CAN 5101 FELLOWSHIPS	70,300	124,779	177
TOTAL CANADA	70,300	124,779	177
<b>CHILE</b>			
CHI 0100 COMMUNICABLE DISEASE CONTROL	60,500	73,526	121
CHI 1303 TRAINING IN PRIMARY CHILD HEALTH CARE	20,000	20,445	102
CHI 1400 NUTRITION	14,400	13,540	94
CHI 1700 CHRONIC DISEASES	124,600	74,765	60

COUNTRY, INTERCOUNTRY, AREA, HQRS., AND OTHER PROJECTS		BUDGETED AMOUNT	EXPENDITURE	PERCENT
CHI 2000	ENVIRONMENTAL SANITATION	122,400	227,183	185
CHI 3200	FOOT-AND-MOUTH DISEASE CONTROL	49,600	68,259	137
CHI 4500	REHABILITATION	24,500	28,269	115
CHI 5000	PROGRAM PLANNING AND GENERAL ACTIVITIES	248,600	331,629	133
CHI 5100	DEVELOPMENT OF HEALTH SERVICES	203,400	218,103	107
CHI 6000	EDUCATION IN HEALTH SCIENCES	135,000	182,831	135
CHI 6100	TRAINING IN PUBLIC HEALTH	57,000	61,574	108
CHI 6400	SANITARY ENGINEERING EDUCATION	42,700	37,139	86
CHI 6601	CENTER FOR ORAL PATHOLOGY	19,600	15,112	77
TOTAL CHILE		1,122,300	1,352,375	120
COLOMBIA				
COL 0100	COMMUNICABLE DISEASE		72,544	
COL 0200	ERADICATION OF MALARIA AND AEDES AEGYPTI	407,500	408,253	100
COL 1400	NUTRITION	25,400	19,828	78
COL 2000	ENVIRONMENTAL SANITATION	253,800	295,808	116
COL 3100	VETERINARY PUBLIC HEALTH	16,300	16,490	101
COL 3200	FOOT-AND-MOUTH DISEASE CONTROL	105,800	53,095	50
COL 4200	LABORATORY SERVICES	14,200	16,184	113
COL 4300	EPIDEMIOLOGY	39,600	27,421	69
COL 5000	PROGRAM PLANNING AND GENERAL ACTIVITIES	278,700	364,451	130
COL 5100	DEVELOPMENT OF HEALTH SERVICES	74,500	147,681	198
COL 5200	MEDICAL CARE ADMINISTRATION			
COL 5300	HEALTH PLANNING	214,300	132,265	61
COL 6000	DEVELOPMENT OF HUMAN RESOURCES	134,400	106,362	79
COL 7200	DEVELOPMENT OF PHYSICAL RESOURCES FOR THE HEALTH SYSTEM	121,500	156,383	128
COL 8200	BASIC DIAGNOSTIC EQUIPMENT	15,400	8,392	54
		30,000	30,000	100
COL 8900	HEALTH RESEARCH	38,600	23,539	60
TOTAL COLOMBIA		1,770,000	1,878,696	106
CCOSTA RICA				
COR 0200	MALARIA ERADICATION	125,800	24,100	19
COR 1300	MATERNAL AND CHILD HEALTH		3,920	
COR 2000	ENVIRONMENTAL SANITATION	185,000	208,424	112
COR 4300	EPIDEMIOLOGY	150,300	182,150	121
COR 5000	PROGRAM PLANNING AND GENERAL ACTIVITIES	177,100	215,573	121
COR 5100	DEVELOPMENT OF HEALTH SERVICES	182,800	326,363	178
COR 5401	MEDICAL RECORDS	8,000		
COR 5500	MANAGEMENT OF HEALTH SERVICES	127,500	111,311	87
COR 6031	COMMUNITY HEALTH TRAINING PROGRAM	103,000	112,949	109
COR 6200	MEDICAL EDUCATION	35,300	49,794	141
COR 6300	ADVANCED NURSING EDUCATION	29,400	27,196	92
COR 6400	SANITARY ENGINEERING EDUCATION	48,600	47,199	97
TOTAL COSTA RICA		1,172,800	1,308,979	111
CUBA				
CUB 0100	EPIDEMIOLOGY	120,600	131,065	108
CUB 5000	PROGRAM PLANNING AND GENERAL ACTIVITIES	130,400	145,247	111
CUB 5100	DEVELOPMENT OF HEALTH SERVICES	171,100	193,034	112
CUB 5200	HEALTH CARE	159,300	140,446	88
CUB 5300	DEVELOPMENT OF HEALTH SYSTEMS	128,100	187,051	146
CUB 6000	DEVELOPMENT OF HUMAN RESOURCES	155,700	172,509	110
CUB 6900	STRENGTHENING OF TECHNOLOGICAL HEALTH INSTITUTIONS	128,400	147,696	115

COUNTRY, INTERCOUNTRY, AREA, HQRS., AND OTHER PROJECTS		BUDGETED AMOUNT	EXPENDITURE	PERCENT
CUB 7200	DEVELOPMENT OF THE PHARMACEUTICAL INDUSTRY AND MEDICAL EQUIPMENT	38,200	40,731	106
CUB 8001	SCIENTIFIC AND TECHNICAL INFORMATION SYSTEM	81,800	40,332	49
TOTAL CUBA		1,113,600	1,198,111	107
DOMINICA				
DOM 5100	DEVELOPMENT OF HEALTH SERVICES	-	169,052	-
TOTAL DOMINICA		-	169,052	-
DOMINICAN REPUBLIC				
DOR 0200	MALARIA ERADICATION	108,900	58,683	53
DOR 1500	MENTAL HEALTH	76,000	75,360	99
DOR 1600	ORAL HEALTH	-	133,961	-
DOR 2000	INTEGRATED RURAL DEVELOPMENT	24,500	-	-
DOR 2001	ENVIRONMENTAL SANITATION	-	93,030	-
DOR 3100	VETERINARY PUBLIC HEALTH	121,800	-	-
DOR 4300	EPIDEMIOLOGY	127,700	206,624	161
DOR 5000	PROGRAM PLANNING AND GENERAL ACTIVITIES	286,200	264,613	92
DOR 5100	REGIONALIZATION OF HEALTH SERVICES	231,300	193,455	83
DOR 6000	DEVELOPMENT OF HUMAN RESOURCES	144,700	665,003	459
TOTAL DOMINICAN REP		1,121,100	1,690,729	150
ECUADOR				
ECU 0100	DISEASE PREVENTION AND CONTROL	303,400	326,348	107
ECU 1300	NATIONAL PROGRAM ON FAMILY WELFARE	58,400	37,466	64
ECU 2000	ENVIRONMENTAL SANITATION	133,800	140,243	104
ECU 3100	ANIMAL HEALTH AND VETERINARY PUBLIC HEALTH	17,600	24,150	137
ECU 3200	FOOT-AND-MOUTH DISEASE CONTROL	105,000	123,807	117
ECU 4200	LABORATORY SERVICES	23,800	25,749	108
ECU 5000	PROGRAM PLANNING AND GENERAL ACTIVITIES	299,100	344,763	115
ECU 5100	DEVELOPMENT OF HEALTH SERVICES	413,500	393,544	95
ECU 5201	PLANNING AND EQUIPPING OF HOSPITALS AND OTHER HEALTH FACILITIES	-	14,036	-
ECU 6000	DEVELOPMENT OF HUMAN RESOURCES	123,800	121,906	98
TOTAL ECUADOR		1,478,400	1,552,012	104
EL SALVADOR				
ELS 0200	MALARIA ERADICATION	101,100	101,765	100
ELS 2000	ENVIRONMENTAL SANITATION	144,500	119,091	82
ELS 4300	EPIDEMIOLOGY	183,800	119,947	65
ELS 5000	PROGRAM PLANNING AND GENERAL ACTIVITIES	172,200	203,834	118
ELS 5100	DEVELOPMENT OF HEALTH SERVICES	457,000	520,656	113
ELS 6000	DEVELOPMENT OF HUMAN RESOURCES	18,000	20,582	114
TOTAL EL SALVADOR		1,076,600	1,085,875	100
FRENCH ANTILLES AND				
FRG 4200	LABORATORY SERVICES	12,400	366	2
FRG 5100	FELLOWSHIPS	22,000	17,960	81
TOTAL FRENCH ANTILL		34,400	18,326	53

COUNTRY, INTERCOUNTRY, AREA, HQRS., AND OTHER PROJECTS			BUDGETED AMOUNT	EXPENDITURE	PERCENT
<b>GRENADA</b>					
GRA 5100	DEVELOPMENT OF HEALTH SERVICES		57,600	41,936	72
TOTAL GRENADA			57,600	41,936	72
<b>GUATEMALA</b>					
GUT 0100	DISEASE CONTROL		138,100	142,445	103
GUT 0200	MALARIA ERADICATION			805	-
GUT 1301	FAMILY HEALTH		71,400		-
GUT 2000	ENVIRONMENTAL HEALTH		275,100	154,970	56
GUT 2101	INSTITUTIONAL DEVELOPMENT OF UNEPAR			66,174	-
GUT 3500	UNIFIED FOOD CONTROL LABORATORY		316,100	229,460	72
GUT 5100	DEVELOPMENT OF HEALTH SERVICES AND EXTENSION OF COVERAGE		540,900	498,916	92
GUT 5104	EXTENSION DE COVERAGE OF HEALTH SERVICES		100,600	101,492	100
GUT 6000			103,100	142,663	138
TOTAL GUATEMALA			1,545,300	1,336,925	86
<b>GUYANA</b>					
GUY 0200	MALARIA ERADICATION		136,000	45,812	33
GUY 0700	AEDES AEGYPTI ERADICATION		17,000	17,937	105
GUY 1300	MATERNAL AND CHILD HEALTH			24,749	-
GUY 1400	NUTRITION		98,200	93,288	94
GUY 1600	DENTAL HEALTH		13,400	15,862	118
GUY 1700	CARE OF THE AGED		-	6,739	-
GUY 2000	ENVIRONMENTAL HEALTH		-	12,140	-
GUY 3100	VETERINARY PUBLIC HEALTH		25,200	3,107	12
GUY 3600	CONSUMER PROTECTION		-	9,467	-
GUY 4400	HEALTH EDUCATION		-	1,443	-
GUY 5000	PROGRAM PLANNING AND GENERAL ACTIVITIES		162,400	207,429	127
GUY 5100	DEVELOPMENT OF HEALTH SERVICES		215,600	119,496	55
GUY 5200	FEASIBILITY STUDY FOR CONSTRUCT. OF A HOSPITAL COMPLEX IN GEORGETOWN			4,706	-
GUY 5500	MANAGEMENT OF HEALTH SERVICES		89,400		-
GUY 6000	DEVELOPMENT OF HUMAN RESOURCES		-	45,609	-
TOTAL GUYANA			757,200	607,784	80
<b>HAITI</b>					
HAI 0200	MALARIA ERADICATION		435,500	520,210	119
HAI 1300	MATERNAL AND CHILD HEALTH AND FAMILY PLANNING			83,545	-
HAI 1400	NUTRITION		215,300	23,017	10
HAI 2100	WATER SUPPLIES		287,700	337,222	117
HAI 3100	VETERINARY PUBLIC HEALTH		10,700	3,685	34
HAI 4300	EPIDEMIOLOGICAL SURVEILLANCE		22,000	39,944	181
HAI 5000	PROGRAM PLANNING AND GENERAL ACTIVITIES		251,900	306,376	121
HAI 5100	DEVELOPMENT OF HEALTH SERVICES		780,700	454,772	58
HAI 6200	MEDICAL EDUCATION		21,200	206	-
TOTAL HAITI			2,025,000	1,768,977	87
<b>HONDURAS</b>					
HON 2000	ENGINEERING AND ENVIRONMENTAL SCIENCES		139,000	180,062	129
HON 4300	EPIDEMIOLOGY AND LABORATORY SERVICES		196,700	265,153	134
HON 5000	PROGRAM PLANNING AND GENERAL ACTIVITIES		163,500	243,370	148
HON 5100	DEVELOPMENT OF HEALTH SERVICES		334,800	322,518	96
HON 5200	MEDICAL CARE SERVICES		44,100	28,521	64

## COUNTRY, INTERCOUNTRY, AREA, HQRS., AND OTHER PROJECTS

BUDGETED EXPENDITURE PERCENT  
AMOUNT

HON 5500	MANAGEMENT OF HEALTH SERVICES	109,600	91,788	83
HON 6200	MEDICAL EDUCATION	12,300	15,021	122
HON 6400	SANITARY ENGINEERING EDUCATION	10,900	1,422	13
HON 6900	BASIC TRAINING FOR HEALTH AUXILIARIES	177,400	147,211	82
TOTAL HONDURAS		1,188,300	1,295,066	108

## JAMAICA

JAM 0700	AEDES AEGYPTI ERADICATION	56,700	1,143	2
JAM 1301	MATERNAL AND CHILD HEALTH	8,200	36,162	441
JAM 1500	MENTAL HEALTH	83,300	34,824	41
JAM 1600	ORAL HEALTH	4,500	30,331	674
JAM 2000	WATER SUPPLIES AND ENVIRONMENTAL SANITATION	139,100	104,618	75
JAM 3100	VETERINARY PUBLIC HEALTH	14,400	18,934	131
JAM 3300	ANIMAL HEALTH		6,714	
JAM 4300	EPIDEMIOLOGICAL SURVEILLANCE	128,600	77,024	59
JAM 5000	PROGRAM PLANNING AND GENERAL ACTIVITIES	236,100	378,518	160
JAM 5100	DEVELOPMENT OF HEALTH SERVICES	107,300	117,142	109
JAM 5101	STUDY AND IMPROVEMENT OF COMMUNITY HEALTH SERVICES	25,000	35,000	140
JAM 5171	EMERGENCY ASSISTANCE (HURRICANE ALLEN)		10,983	
JAM 5400	DEVELOPMENT OF HEALTH INFORMATION SYSTEMS	115,600	122,646	106
JAM 5500	MANAGEMENT OF HEALTH SERVICES	152,500	104,787	68
JAM 6100	TRAINING IN PRIMARY HEALTH CARE	117,600	48,212	40
JAM 6400	SANITARY ENGINEERING EDUCATION	39,400	32,875	83
JAM 6700	EDUCATION IN HEALTH STATISTICS	32,200	22,096	68
JAM 7400	HEALTH CARE FACILITIES MAINTENANCE		27,207	
TOTAL JAMAICA		1,260,500	1,209,216	95

## MEXICO

MEX 0100	COMMUNICABLE DISEASE CONTROL	106,000	64,166	60
MEX 0200	MALARIA ERADICATION	267,400	261,986	97
MEX 0400	TUBERCULOSIS CONTROL	115,000	101,431	88
MEX 1601	FLUORIDATION OF SALT		28,188	
MEX 2000	ENVIRONMENTAL SANITATION		195,545	
MEX 2100	WATER SUPPLIES AND SEWERAGE SYSTEMS	102,900		
MEX 3100	CONTROL OF ENVIRONMENTAL POLLUTION	114,700		
MEX 3300	ZOOSES CONTROL	140,900	47,995	117
MEX 3301	RABIES CONTROL: MEXICO-UNITED STATES BORDER	134,800	170,878	126
MEX 4500	REHABILITATION	81,500	129,437	158
MEX 5100	DEVELOPMENT OF HEALTH SERVICES	219,800	405,461	184
MEX 5101	FIELD OFFICE: UNITED STATES-MEXICO BORDER	339,900	368,717	108
MEX 5102	HEALTH SERVICES IN CHIAPAS, OAXACA AND QUINTANA ROO	141,200	25,850	18
MEX 6000	DEVELOPMENT OF HUMAN RESOURCES	134,700	181,071	134
MEX 6300	NURSING EDUCATION	147,800	91,047	61
MEX 6400	SANITARY ENGINEERING EDUCATION	43,800	23,512	53
MEX 6500	VETERINARY MEDICINE EDUCATION	45,100	34,418	76
MEX 8700	LATIN AMERICAN CENTER OF EDUCATIONAL TECHNOLOGY FOR HEALTH	72,800	58,482	80
TOTAL MEXICO		2,108,100	2,188,184	103

## NETHERLANDS ANTILLES

NEA 0700	AEDES AEGYPTI ERADICATION	18,600	12,995	69
NEA 5100	DEVELOPMENT OF HEALTH SERVICES	38,000	24,887	65

COUNTRY, INTERCOUNTRY, AREA, HQRS., AND OTHER PROJECTS	BUDGETED AMOUNT	EXPENDITURE	PERCENT
TOTAL NETHERLANDS ANTILLES	56,600	37,882	66
NICARAGUA			
NIC 0200 MALARIA ERADICATION	212,700	182,048	85
NIC 1600 DENTAL CARE SERVICES		38,142	-
NIC 2000 ENVIRONMENTAL SANITATION	126,100	153,052	121
NIC 4100 NURSING SERVICES	50,800		-
NIC 4300 EPIDEMIOLOGY AND LABORATORY SERVICES	6,300	153,552	2437
NIC 4400 HEALTH EDUCATION FOR THE PUBLIC		50,922	-
NIC 5000 PROGRAM PLANNING AND GENERAL ACTIVITIES	249,500	385,193	154
NIC 5100 DEVELOPMENT OF HEALTH SERVICES	146,700	45,849	31
NIC 5102 EXTENSION OF COVERAGE OF HEALTH SERVICES	133,200	281,467	211
NIC 6100 EDUCATION IN PUBLIC HEALTH		263,805	-
NIC 6400 SANITARY ENGINEERING EDUCATION	11,100		-
NIC 6900 TECHNICAL COOPERATION IN EDUCATING AUXILIARY AND TECHNICAL		11,180	-
TOTAL NICARAGUA	936,400	1,565,210	167
PANAMA			
PAN 0200 MALARIA ERADICATION	113,900	52,623	46
PAN 1301 MATERNAL, CHILD AND FAMILY HEALTH	6,300		-
PAN 2000 ENVIRONMENTAL SANITATION	87,300	30,617	35
PAN 3200 FOOT-AND-MOUTH DISEASE CONTROL	107,200	39,051	36
PAN 3500 QUALITY CONTROL OF FOODSTUFFS	43,400	19,744	45
PAN 4300 EPIDEMIOLOGY	208,500	127,066	60
PAN 5000 PROGRAM PLANNING AND GENERAL ACTIVITIES	110,900	112,450	101
PAN 5100 DEVELOPMENT OF HEALTH SERVICES	179,300	305,019	170
PAN 5501 MANAGEMENT OF HEALTH SERVICES		148,639	-
PAN 6000 DEVELOPMENT OF HUMAN RESOURCES	75,700	38,884	51
TOTAL PANAMA	932,500	874,093	93
PARAGUAY			
PAR 0100 COMMUNICABLE DISEASE CONTROL	50,000	40,968	81
PAR 0200 MALARIA ERADICATION	109,000	136,754	125
PAR 1300 FAMILY HEALTH AND POPULATION DYNAMICS	28,700	11,455	39
PAR 2000 ENVIRONMENTAL SANITATION	21,700	15,981	73
PAR 3200 FOOT-AND-MOUTH DISEASE CONTROL	103,800	161,246	155
PAR 4100 NURSING SERVICES	86,200	86,683	100
PAR 5000 PROGRAM PLANNING AND GENERAL ACTIVITIES	167,300	252,798	151
PAR 5100 DEVELOPMENT OF HEALTH SERVICES	214,400	212,031	98
PAR 5500 MANAGEMENT OF HEALTH SERVICES	88,100	116,707	132
PAR 6000 DEVELOPMENT OF HUMAN RESOURCES	39,200	30,057	76
TOTAL PARAGUAY	908,400	1,064,480	117
PERU			
PER 0100 COMMUNICABLE DISEASE CONTROL	190,100	148,416	78
PER 0200 MALARIA ERADICATION	62,600	49,978	79
PER 1500 MENTAL HEALTH	20,800	10,155	48
PER 1600 ORAL HEALTH	11,500	17,584	152
PER 1700 CANCER CONTROL	25,300	10,353	40
PER 2000 ENVIRONMENTAL SANITATION	134,100	147,522	110
PER 2001 ENVIRONMENTAL POLLUTION AND OCCUPATIONAL HEALTH	35,600	30,882	86
PER 2100 WATER SUPPLIES	13,600	6,690	49

PER 3300	RABIES CONTROL	26,500	29,186	110
PER 3301	HYDATIDIOSIS CONTROL	19,100	15,717	82
PER 3302	BRUCELLOSIS CONTROL	15,500	14,502	93
PER 4200	LABORATORY SERVICES	26,000	23,415	90
PER 4500	REHABILITATION	13,200	8,946	67
PER 5000	PROGRAM PLANNING AND GENERAL ACTIVITIES	16,800	25,141	149
PER 5102	DEVELOPMENT OF HEALTH SERVICES IN THE NORTHWEST REGION (PIURA)	9,500	6,298	66
PER 5103	DEVELOPMENT OF HEALTH SERVICES IN THE SOUTHERN HIGHLANDS (PUNO)	205,200	111,904	54
PER 5105	DEVELOPMENT OF HEALTH SERVICES IN THE CENTRAL REGION (HUANCAYO)	10,800	5,386	49
PER 5106	DEVELOPMENT OF HEALTH SERVICES IN THE SOUTHWEST REGION (AREQUIPA)	11,500	6,890	59
PER 5107	NATIONAL SYSTEM OF HEALTH SERVICES	164,900	299,416	181
PER 5400	MEDICAL CARE	38,300	32,224	84
PER 5500	HEALTH STATISTICS	207,600	11,797	30
PER 5600	MANAGEMENT OF HEALTH SERVICES	15,800	141,397	68
PER 6100	SCHOOL OF PUBLIC HEALTH	50,500	43,071	56
PER 6200	CENTER FOR TRAINING IN PHYSIOLOGY AND PATHOLOGY OF THE HIGHLAND	8,700	10,869	85
PER 6201	NURSING EDUCATION	20,800	20,554	124
PER 6300	TRAINING OF HEALTH AUXILIARIES	13,000	10,867	98
PER 6301	SANITARY ENGINEERING EDUCATION	39,900	13,539	83
PER 6400	VETERINARY MEDICINE EDUCATION	10,600	12,485	33
PER 6500	DENTAL EDUCATION	18,700	8,621	117
PER 6600	HOSPITAL MAINTENANCE AND ENGINEERING	17,400	30,945	99
PER 7400	TECHNICAL COOPERATION WITH DEVELOPING COUNTRIES	25,300	10,323	177
PER 8700		24,500	17,171	70
TOTAL PERU		1,532,100	1,341,155	87

SURINAME				
SUR 0200	MALARIA ERADICATION	99,200	130,632	131
SUR 0800	SCHISTOSOMIASIS	6,100	7,190	117
SUR 2000	ENVIRONMENTAL SANITATION	103,300	19,883	19
SUR 4300	EPIDEMIOLOGICAL SURVEILLANCE		49,018	
SUR 5000	PROGRAM PLANNING AND GENERAL ACTIVITIES	180,300	223,530	123
SUR 5100	DEVELOPMENT OF HEALTH SERVICES	122,300	113,420	92
SUR 6200	MEDICAL EDUCATION	10,200	2,020	19
TOTAL SURINAME		521,400	545,693	104

TRINIDAD AND TOBAGO				
TRI 0700	AEDES AEGYPTI ERADICATION	78,900	88,642	112
TRI 2000	ENVIRONMENTAL SANITATION	110,300	112,431	101
TRI 3100	VETERINARY PUBLIC HEALTH	96,300	72,331	75
TRI 4300	EPIDEMIOLOGY	14,400	10,661	74
TRI 5000	PROGRAM PLANNING AND GENERAL ACTIVITIES	285,700	292,960	102
TRI 5100	DEVELOPMENT OF HEALTH SERVICES	123,900	133,399	107
TRI 5400	HEALTH STATISTICS	83,900	24,326	28
TRI 5500	MANAGEMENT OF HEALTH SERVICES	96,000	151,983	158
TOTAL TRINIDAD AND TOBAGO		889,400	886,733	99

COUNTRY, INTERCOUNTRY, AREA, HQRS., AND OTHER PROJECTS		BUDGETED AMOUNT	EXPENDITURE	PERCENT
<b>URUGUAY</b>				
URU 0100	COMMUNICABLE DISEASE CONTROL	28,000	24,817	88
URU 1300	MATERNAL AND CHILD HEALTH	17,300	14,693	84
URU 1500	MENTAL HEALTH	7,300	6,763	92
URU 1700	CHRONIC DISEASES	9,700	7,215	74
URU 2000	ENVIRONMENTAL SANITATION	17,100	10,829	63
URU 2100	WATER SUPPLIES AND SEWERAGE	8,900	15,147	170
URU 2101	DEVELOPMENT OF ADMINISTRATION OF NATIONAL SANITARY PUBLIC WORKS		32,894	
URU 4100	NURSING SERVICES	11,600	10,340	89
URU 5000	PROGRAM PLANNING AND GENERAL ACTIVITIES	215,500	272,091	126
URU 5100	DEVELOPMENT OF HEALTH SERVICES	51,300	67,244	131
URU 5200	MEDICAL CARE AND HOSPITAL ADMINISTRATION	106,500	124,926	117
URU 5500	MANAGEMENT OF HEALTH SERVICES	108,200	31,449	29
URU 6001	COLLABORATION WITH THE UNIVERSITY OF THE REPUBLIC	30,100	18,523	61
URU 6100	TRAINING OF HEALTH PERSONNEL	10,000	8,209	82
URU 6400	SANITARY ENGINEERING EDUCATION	8,100	6,797	83
URU 7400	MAINTENANCE AND IMPROVEMENT OF HEALTH INSTALLATIONS	121,100	94,043	77
<b>TOTAL URUGUAY</b>		<b>750,700</b>	<b>745,980</b>	<b>99</b>
<b>UNITED STATES OF AME</b>				
USA 5100	CONSULTANTS IN SPECIALIZED FIELDS	72,900	72,413	99
USA 5101	FIELD OFFICE: UNITED STATES-MEXICO BORDER	339,900	380,952	112
USA 5102	FELLOWSHIPS	127,900	104,574	81
<b>TOTAL UNITED STATES</b>		<b>540,700</b>	<b>557,939</b>	<b>103</b>
<b>VENEZUELA</b>				
VEN 0100	COMMUNICABLE DISEASE CONTROL	21,800	117,942	541
VEN 0400	TUBERCULOSIS CONTROL	49,800	32,886	66
VEN 1300	FAMILY HEALTH	54,300	61,753	113
VEN 1401	CREATION OF A NUTRITION RESEARCH UNIT	84,000	175,752	209
VEN 1700	CANCER AND CHRONIC DISEASES	24,500	23,404	95
VEN 2300	ENVIRONMENTAL POLLUTION RESEARCH CENTER	30,300	25,910	85
VEN 3000	INDUSTRIAL HYGIENE	40,600	33,433	82
VEN 3300	VENEZUELAN EQUINE ENCEPHALITIS	116,200	77,352	66
VEN 3301	REGIONAL CENTER FOR THE PRODUCTION OF RABIES VACCINES	101,300	151,031	149
VEN 3500	FOOD CONTROL	8,100	5,190	64
VEN 4200	LABORATORY SERVICES	33,000	38,048	115
VEN 4500	REHABILITATION	39,300	21,342	54
VEN 5000	PROGRAM PLANNING AND GENERAL ACTIVITIES	227,100	157,726	69
VEN 5100	STRENGTHENING HEALTH SERVICES	219,600	247,956	112
VEN 6000	HUMAN RESOURCES PLANNING	133,300	106,069	79
VEN 6100	SCHOOL OF PUBLIC HEALTH	40,600	12,843	31
VEN 6200	MEDICAL EDUCATION	66,800	55,537	83
VEN 6300	NURSING EDUCATION	40,600	34,029	83
VEN 6400	SANITARY ENGINEERING EDUCATION	14,400	13,467	93
VEN 6500	VETERINARY MEDICINE EDUCATION	35,400	18,452	52
VEN 6600	DENTAL EDUCATION	116,000	168,834	145
<b>TOTAL VENEZUELA</b>		<b>1,497,000</b>	<b>1,578,956</b>	<b>105</b>
<b>WEST INDIES</b>				
WIN 1400	NUTRITION	95,200	89,528	94
WIN 1500	MENTAL HEALTH	43,700	8,169	59

## COUNTRY, INTERCOUNTRY, AREA, HQRS., AND OTHER PROJECTS

BUDGETED  
AMOUNT

EXPENDITURE

PERCENT

MIN 5100 NURSING SERVICES  
MIN 5100 DEVELOPMENT OF HEALTH SERVICES (EASTERN CARIBBEAN)  
MIN 5101 DEVELOPMENT OF HEALTH SERVICES (WINDWARD ISLANDS)  
MIN 5103 DEVELOPMENT OF HEALTH SERVICES (NORTHERN CARIBBEAN)  
MIN 5500 MANAGEMENT OF HEALTH SERVICES

113,900  
77,700  
61,900  
45,500  
102,700

137,066  
208,923  
44,695  
19,223

120  
268  
98  
18

## TOTAL WEST INDIES

510,600

507,605

99

## COUNTRY PROJECTS

37,251,300

38,373,534

103

## INTERCOUNTRY PROJECT

AMR 0100 COMMUNICABLE DISEASE CONTROL  
AMR 0170 EXPANDED PROGRAM ON IMMUNIZATION  
AMR 0200 TECHNICAL ADVISORY SERVICES FOR MALARIA AND OTHER PARASITIC DISEASE  
AMR 0201 TECHNICAL COOPERATION IN MALARIA CONTROL IN PROBLEM AREAS  
AMR 0202 RESEARCH IN MALARIA AND OTHER PARASITIC DISEASES

317,100  
636,100  
571,600  
193,000  
192,600

210,898  
653,859  
541,746  
148,796  
175,405

66  
103  
94  
77  
91

AMR 0400 CONTROL DE TUBERCULOSIS, MYCOSIS AND RESPIRATORY DISEASES  
AMR 0500 LEPROSY CONTROL  
AMR 0600 VENEREAL DISEASE AND TREPONEMATOSIS  
AMR 0700 AEDS AEGYPTI ERADICATION  
AMR 0710 AEDS AEGYPTI ERADICATION (CARIBBEAN)

252,400  
186,500  
16,800  
408,600  
159,900

233,018  
71,198  
52,312  
436,931  
115,121

92  
38  
311  
106  
71

AMR 0730 AEDS AEGYPTI ERADICATION (AREA III)  
AMR 0800 PARASITIC DISEASES  
AMR 0900 TECHNICAL ADVISORY SERVICES ON VECTOR BIOLOGY AND CONTROL  
AMR 0901 RESEARCH IN INSECTICIDES, RESISTANCE AND NEW METHODS OF CONTROL  
AMR 0902 RESEARCH AND REFERENCE CENTER ON VECTOR BIOLOGY AND CONTROL

158,600  
317,000  
483,600  
568,400

97,107  
94,808  
237,055  
573,908  
614,291

59  
74  
118  
108

AMR 1200 VIRAL AND RICKETTSIAL DISEASES  
AMR 1201 BACTERIAL DISEASES  
AMR 1202 RICKETTSIAL DISEASES  
AMR 1203 CONTROL OF DIARRHEAL DISEASES  
AMR 1204 MYCOTIC DISEASES

231,800  
44,600  
9,400  
251,800  
10,400

208,495  
27,546  
260,520

89  
61  
103

AMR 1275 PREVENTION OF BLINDNESS  
AMR 1300 FAMILY HEALTH AND POPULATION DYNAMICS  
AMR 1302 EXTENSION OF FAMILY HEALTH SERVICES  
AMR 1310 FAMILY HEALTH AND POPULATION DYNAMICS (CARIBBEAN)  
AMR 1320 MATERNAL AND CHILD HEALTH AND POPULATION DYNAMICS (AREA II)

21,900  
850,000  
165,800  
129,700  
106,400

46,906  
465,146  
126,453  
117,594

214  
54  
97  
110

AMR 1330 MATERNAL AND CHILD HEALTH (AREA III)  
AMR 1360 MATERNAL AND CHILD HEALTH (AREA VI)  
AMR 1370 LATIN AMERICAN CENTER FOR PERINATOLOGY AND HUMAN DEVELOPMENT  
AMR 1373 MATERNAL AND CHILD HEALTH DEVELOPMENT  
AMR 1400 NUTRITION ADVISORY SERVICES

151,800  
140,200  
803,800  
119,200  
298,900

23,129  
232,607  
859,187  
175,832

15  
165  
106  
58

AMR 1401 NATIONAL FOOD AND NUTRITION POLICIES  
AMR 1411 CARIBBEAN FOOD AND NUTRITION INSTITUTE  
AMR 1430 INSTITUTE OF NUTRITION OF CENTRAL AMERICA AND PANAMA  
AMR 1440 NUTRITION ADVISORY SERVICES (AREA IV)  
AMR 1472 NUTRITION TRAINING

1,022,400  
1,695,600  
113,500  
196,000

15,896  
1,143,183  
1,816,948  
130,399

111  
107  
112

AMR 1500 MENTAL HEALTH  
AMR 1503 EFFECTS ON THE NERVOUS SYSTEM OF PROTEIN-CALORIE MALNUTRITION  
AMR 1510 PSYCHIATRIC NURSING (CARIBBEAN)  
AMR 1575 ALCOHOL AND DRUG ABUSE  
AMR 1600 DENTAL HEALTH

197,600  
113,700  
135,700  
503,700

223,424  
15,606  
90,994  
134,484  
271,766

113  
80  
99  
53

AMR 1700 CHRONIC DISEASES  
AMR 1776 CONTROL OF CARDIOVASCULAR DISEASES  
AMR 2000 ENVIRONMENTAL SANITATION

398,400  
377,700

398,008  
138,082  
354,337

99  
94

COUNTRY, INTERCOUNTRY, AREA, HQRS., AND OTHER PROJECTS

	BUDGETED AMOUNT	EXPENDITURE	PERCENT
AMR 2010 SANITARY ENGINEERING (CARIBBEAN)	140,600	154,762	110
AMR 2020 SANITARY ENGINEERING (AREA III)	146,900	50,677	34
AMR 2030 SANITARY ENGINEERING (AREA III)	244,800	208,863	85
AMR 2070 PAN AMERICAN CENTER FOR SANITARY ENGINEERING & ENVIRONMENT	1,586,500	1,498,107	88
AMR 2071 PROMOTION OF SANITARY ENGINEERING	20,000	20,000	100
AMR 2100 WATER SUPPLIES	511,100	692,294	135
AMR 2172 RURAL WATER SUPPLY AND SANITATION	339,500	228,867	67
AMR 2173 INSTITUTIONAL DEVELOPMENT	401,400	262,915	65
AMR 2175 COOPERATIVE ACTION IN WATER SUPPLY AND SANITATION	37,800	33,252	87
AMR 2180 PLANNING FOR INTERNATIONAL DRINKING WATER SUPPLY & SANITATION	-	2,126	-
AMR 2300 PAN AMERICAN CENTER FOR HUMAN ECOLOGY AND HEALTH	1,249,100	1,439,022	115
AMR 2600 HEALTH ASPECTS OF RADIATION	315,700	195,497	61
AMR 2600 CONTROL OF TOXIC SUBSTANCES	21,900	519	2
AMR 2940 SANITARY ENGINEERING PLANNING IN THE ANDEAN REGION (AREA IV)	132,200	194,112	146
AMR 3100 SPECIAL PROGRAM OF ANIMAL HEALTH	499,200	545,103	109
AMR 3103 EXTERNAL EVAL-GROUP PAN AMER. ZOONOSES & FOOT-&-MOUTH DISEASE	-	71,840	-
AMR 3110 VETERINARY PUBLIC HEALTH (CARIBBEAN)	143,100	172,595	120
AMR 3120 VETERINARY PUBLIC HEALTH (AREA II)	130,300	155,760	119
AMR 3130 VETERINARY PUBLIC HEALTH (AREA IV)	142,200	180,728	127
AMR 3140 VETERINARY PUBLIC HEALTH (AREA IV)	115,600	76,641	66
AMR 3200 PAN AMERICAN FOOT-&-MOUTH DISEASE CENTER	5,963,400	5,336,462	89
AMR 3300 PAN AMERICAN ZOONOSES CENTER	2,978,100	2,882,944	96
AMR 3370 BABIES CONTROL	21,900	22,514	102
AMR 3500 FOOD PROTECTION	187,900	259,271	137
AMR 3571 REGIONAL EDUCATIONAL PROGRAM IN FOOD PROTECTION	151,400	153,991	101
AMR 3600 DRUG CONTROL	183,000	141,058	77
AMR 3910 CARIBBEAN REGIONAL DRUG TESTING LABORATORY	50,300	30,544	60
AMR 3700 TRAFFIC ACCIDENTS	-	53,290	-
AMR 4110 NURSING (CARIBBEAN)	109,700	49,084	44
AMR 4120 NURSING (AREA II)	137,000	156,082	113
AMR 4130 NURSING (AREA III)	240,600	251,371	104
AMR 4140 NURSING (AREA IV)	119,400	69,144	57
AMR 4160 NURSING (AREA VI)	106,700	171,648	160
AMR 4200 LABORATORY SERVICES	229,000	259,670	113
AMR 4280 TRAINING OF LABORATORY PERSONNEL	32,400	-	-
AMR 4300 EPIDEMIOLOGY SURVEILLANCE	321,400	390,159	121
AMR 4320 EPIDEMIOLOGY (AREA II)	-	80,935	-
AMR 4330 EPIDEMIOLOGY (AREA III)	151,800	218,818	144
AMR 4340 EPIDEMIOLOGY (AREA IV)	132,200	82,723	62
AMR 4360 EPIDEMIOLOGY (AREA VI)	140,400	286,732	204
AMR 4370 CARIBBEAN EPIDEMIOLOGY CENTER	589,600	765,518	129
AMR 4410 HEALTH EDUCATION (CARIBBEAN)	118,600	151,547	127
AMR 5002 COORDINATION WITH FOUNDATIONS	61,000	44,814	73
AMR 5010 CARIBBEAN HEALTH MINISTERS' CONFERENCE	-	4,025	-
AMR 5011 CARIBBEAN PROGRAM COORDINATION	245,000	824,864	336
AMR 5030 SPECIAL SEMINARS IN AREA III	18,400	47,478	258
AMR 5100 HEALTH SERVICES DEVELOPMENT	1,373,700	900,100	65
AMR 5101 RSCH. IN METHODS FOR DEVEL. OF COMMUN. PARTIC. IN PRIMARY HEALTH CARE	560,100	51,571	9
AMR 5102 WHO WORLD PROGRAM FOR TECHNICAL COOPERAT. AMONG DEVELOPING COUNTRIES	50,400	187,854	371
AMR 5103 COMPREHENSIVE HEALTH SERVICES DEVELOPMENT	-	-	-
AMR 5104 PROMOTION OF PARTICIPATION OF WOMEN IN HEALTH AND DEVELOPMENT	-	10,561	-
AMR 5105 EVALUATION OF CENTERS	-	100,345	-
AMR 5110 DEVELOPMENT OF HEALTH SERVICES (CARIBBEAN)	-	12,500	-
AMR 5120 DEVELOPMENT OF HEALTH SERVICES (AREA II)	-	74,897	-
AMR 5140 DEVELOPMENT OF HEALTH SERVICES IN THE ANDEAN REGION (AREA II)	120,000	104,698	87
AMR 5170 ORGANIZATION OF PRIMARY HEALTH CARE AT THE COMMUNITY LEVEL	454,600	565,646	124
AMR 5171 EMERGENCY PREPAREDNESS AND DISASTER RELIEF COORDINATION	184,900	215,838	116
AMR 5200 MEDICAL CARE SYSTEMS	976,500	848,813	86

COUNTRY, INTERCOUNTRY, AREA, HQRS., AND OTHER PROJECTS		BUDGETED AMOUNT	EXPENDITURE	PERCENT
AMR 5210	MEDICAL CARE SERVICES (CARIBBEAN)	109,700	11,132	10
AMR 5220	MEDICAL CARE SERVICES (AREA II)	106,400	139,836	131
AMR 5230	MEDICAL CARE SERVICES (AREA VI)	141,600	153,160	108
AMR 5260	HEALTH SYSTEMS PLANNING AND MANAGEMENT	561,200	213,978	98
AMR 5300	HEALTH PLANNING AND ORGANIZATION (CARIBBEAN)	109,700	120,506	109
AMR 5310	HEALTH PLANNING (AREA II)	108,800	205,953	146
AMR 5360	HEALTH PLANNING (AREA VI)	140,200	887,785	70
AMR 5400	HEALTH STATISTICS	1,261,600	307,411	84
AMR 5403	INTERNATIONAL CLASSIFICATION OF DISEASES	364,200		
AMR 5405	COMPUTER SCIENCE SERVICES	1,788,900	1,689,026	94
AMR 5410	HEALTH STATISTICS (CARIBBEAN)	109,700	143,523	130
AMR 5420	HEALTH STATISTICS (AREA II)	130,300	125,132	95
AMR 5430	HEALTH STATISTICS (AREA VI)	248,300	139,034	55
AMR 5460	HEALTH STATISTICS (AREA VI)	126,000	204,040	161
AMR 5474	NATIONAL HEALTH INFORMATION SYSTEMS	409,500	320,597	78
AMR 5476	FIELD INVESTIGATIONS IN NATIONAL HEALTH INFORMATION SYSTEM	32,400	2,100	6
AMR 5480	REGIONAL COMPUTER SCIENCE SERVICES	83,400	67,378	80
AMR 5500	HEALTH SYSTEMS ADMINISTRATION	341,300		
AMR 5510	MANAGEMENT OF HEALTH SERVICES (CARIBBEAN)	124,100	135,216	108
AMR 5560	MANAGEMENT OF HEALTH SERVICES (AREA VI)	135,300		
AMR 6000	DEVELOPMENT OF HUMAN RESOURCES	1,015,300	1,038,941	102
AMR 6001	RESIDENCY TRAINING IN INTERNATIONAL HEALTH	68,500	31,172	86
AMR 6002	JOINT PROGRAMS WITH NONGOVERNMENTAL ORGS. IN HEALTH SCIENCES EDUCATION	190,600	59,069	96
AMR 6003	HUMAN RESOURCES PLANNING AND CONTINUING EDUCATION	183,396	183,396	
AMR 6004	COORDINATION AND SUPPORT OF HEALTH CARE ADMINISTRATION EDUCATION	180,200	155,528	86
AMR 6031	COMMUNITY HEALTH TRAINING PROGRAM FOR CENTRAL AMERICA AND PANAMA	251,300	226,905	90
AMR 6040	DEVELOPMENT OF HUMAN RESOURCES (AREA IV)	238,700	191,257	80
AMR 6060	DEVELOPMENT OF HUMAN RESOURCES (AREA VI)	106,700	119,270	111
AMR 6100	EDUCATION AND TRAINING IN PUBLIC HEALTH	206,500	273,559	132
AMR 6200	MEDICAL EDUCATION IN THE CARIBBEAN	222,400	42,656	19
AMR 6210	NURSING EDUCATION	97,800	33,454	34
AMR 6310	NURSING EDUCATION (CARIBBEAN)	194,900	126,187	64
AMR 6381	TRAINING OF NURSING AUXILIARIES	95,300	124,502	130
AMR 6400	SANITARY ENGINEERING EDUCATION	175,900	82,167	46
AMR 6500	VETERINARY MEDICINE EDUCATION	194,400	194,994	100
AMR 6600	DENTAL EDUCATION	50,600	38,300	75
AMR 6700	STATISTICAL METHODOLOGY	32,200	11,305	35
AMR 6900	TRAINING IN SUPERVISION & CONSULTATION IN LOCAL HEALTH SERVICES	505,200	118,084	73
AMR 6910	EDUCATION & TRAINING OF PARAMEDICAL PERSONNEL (CARIBBEAN)		370,205	
AMR 7300	PRODUCTION AND QUALITY CONTROL OF BIOLOGICALS	52,500	107,971	205
AMR 7301	REGIONAL REFERENCE LAB. FOR PRODUCTION AND CONTROL OF VIRAL VACCINES	167,200	192,643	115
AMR 7430	HEALTH FACILITIES MAINTENANCE (AREA III)	193,400	88,964	46
AMR 8000	TECHNOLOGICAL RESOURCES	45,300	129,066	261
		330,200	456,666	138
AMR 8100	MEDICAL TEXTBOOKS	500,000	500,000	100
AMR 8170	FIELD ADMINISTRATION FOR THE TEXTBOOK PROGRAM		81,856	
AMR 8500	DOCUMENTATION AND HEALTH INFORMATION OFFICE	435,200	464,290	106
AMR 8570	REGIONAL LIBRARY OF MEDICINE AND THE HEALTH SCIENCES	640,400	829,874	129
AMR 8600	PUBLICATIONS PROGRAM	1,643,300	1,121,617	68
AMR 8601	VISUAL AIDS		334,471	
AMR 8602	DISTRIBUTION		150,008	
AMR 8670	PUBLICATIONS AND DOCUMENTATION SERVICE	1,905,800	1,688,320	88
AMR 8700	LATIN AMERICAN CENTER OF EDUCATIONAL TECHNOLOGY FOR HEALTH CARE	540,300	464,368	85
AMR 8703	DEVELOPMENT OF AN APPROPRIATE TECHNOLOGY FOR PRIMARY HEALTH	972,000	256,966	26
AMR 8770	EDUCATIONAL TECHNOLOGY IN NURSING	134,600	92,776	68
AMR 8900	RESEARCH COORDINATION	370,300	464,093	125
AMR 8901	PAHO RESEARCH GRANT PROGRAM	360,200	187,830	52

COUNTRY, INTERCOUNTRY, AREA, HQRS., AND OTHER PROJECTS			BUDGETED AMOUNT	EXPENDITURE	PERCENT
AMR 8902	RESEARCH IN NURSING EDUCATION		84,700	397	
AMR 8970	EDUCATION AND RESEARCH IN SOCIAL SCIENCES APPLIED TO HEALTH		181,000	193,137	106
AMR 8980	COLLABORATING CENTERS FOR RESEARCH AND TRAINING		102,400	221,410	216
INTERCOUNTRY PROJECT			53,763,600	50,390,725	94
AREA OFFICES					
ARA I	AREA I OFFICE - CARACAS		697,100	788,581	113
ARA II	AREA II OFFICE - MEXICO CITY		733,500	1,020,489	139
ARA III	AREA III OFFICE - GUATEMALA CITY		650,400	636,684	97
ARA IV	AREA IV OFFICE - LIMA		539,400	588,822	109
ARA V	AREA V OFFICE - BUENOS AIRES		650,400	1,149,428	176
AREA OFFICES			3,270,800	4,184,004	127
HEADQUARTERS					
			18,359,500	19,791,717	107
GOVERNING BODIES					
			1,547,000	1,606,420	103
GRAND TOTAL--ALL BUDGET PARTS					
			114,346,400	114,346,400	100